



HIGH CAPABILITY BOLTING TOOLS



THE DRIVING FORCE IN CRITICAL BOLTING



AcraDyne offers a full line of high torque, traceable, and critical bolting systems for the Energy Services sector: Wind Power, Solar, Nuclear, Mining, and more. AcraDyne’s portfolio ranges from 1 – 17,000 Nm. Its cutting-edge high-torque bolting systems are specifically designed for critical high torque bolting applications that demand superior performance and durability. AcraDyne tools can handle the toughest and most important bolting jobs. The faster speed, coupled with its extreme accuracy, makes AcraDyne’s bolting system an outstanding cost-effective investment. It is with great pride that the products that we manufacture are **DESIGNED AND ASSEMBLED IN THE USA.**

CONTROLLED TOOLS

Transducerized Closed Loop System	3
HT Series DC Tools	4
HT Series DC Angle Tools	6
HT Series DC Dual-Lever Tools	9
HTXD Extreme Duty High-Torque Tools	11
Cordless ABP Ultra Torque Series	14
Gen IV Field Controller	15
Controller Software	16
HT Series Nose Extensions and Gearhead Tools	17

POWER TOOLS

AcraDyne HT Series Pneumatic Tools	18
AIMCO Cordless ABETP XT Series	20
DynaTorque® Manual Torque Multipliers	22

FASTENERS

Standard Fastener Tools	23
-----------------------------------	----

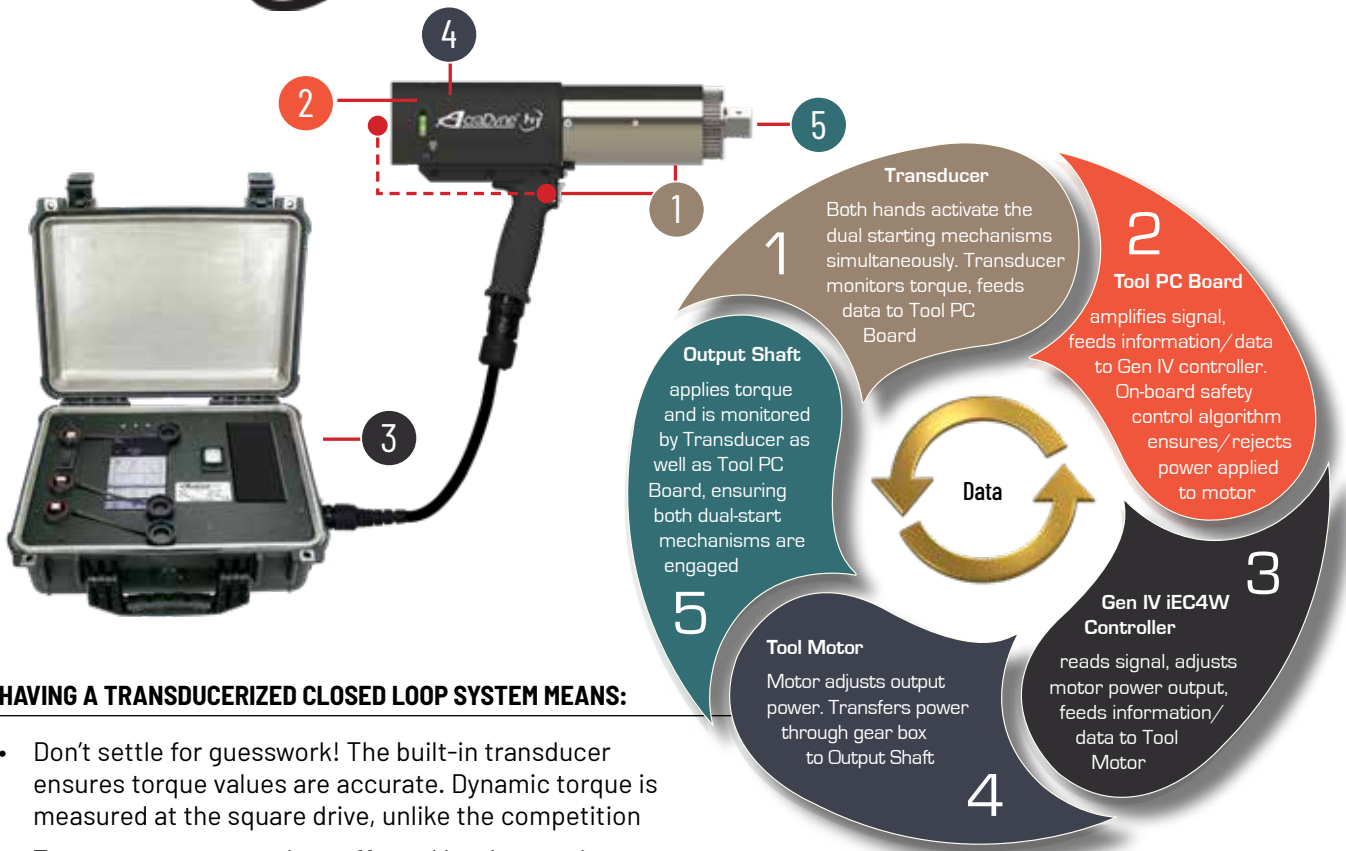
ACCESSORIES

HT Series Accessories	25
HT Pneumatic Tool Accessories	28

Index	30
------------------------	----



The Driving Force in Critical Bolting



HAVING A TRANSDUCERIZED CLOSED LOOP SYSTEM MEANS:

- Don't settle for guesswork! The built-in transducer ensures torque values are accurate. Dynamic torque is measured at the square drive, unlike the competition
- Torque measurement is unaffected by changes in gear efficiency, normal tool wear between calibrations, temperature, voltage, or motor performance
- On-tool LEDs for Accept/Reject signals
- The system can easily be verified and calibrated anywhere
- Interchangeable tools, cables, and controllers – calibrations are specific to the tool not the system as a whole

CHOOSE YOUR HANDLE



PERQ Advantages	
PRODUCTIVITY	<ul style="list-style-type: none"> • High tool speeds • Able to work with a single operator • Automatic evaluation and data collection
ERGONOMICS	<ul style="list-style-type: none"> • Multiple handle configuration options for optimal tool handling • Programmable acceleration to manage reaction bar behavior against reactive surface
RELIABILITY	<ul style="list-style-type: none"> • Production duty cycle durability – gearing tested to 100,000 cycles before maintenance
QUALITY	<ul style="list-style-type: none"> • Torque measurement at the output – torque delivered is the torque reported • Broad range of programmable tightening strategies to handle joint characteristics • On-board torque calibration against known standards to ensure accurate results

Critical bolting demands tools that deliver high torque with superior performance. Couple with AcraDyne's Controller, the HT Series tools combine these features in an electric, high-torque bolting system that beats the competition in accuracy, speed, and safety.

FEATURES AND BENEFITS

- Built-in integral transducer for optimal monitoring and control
- One of the most accurate high-torque tools in the world
- 250 Nm – 17,000 Nm torque range
- Ergonomic, robust design with five handle configurations that are also available in dual-lever models
- The world's most advanced traceable system at the output
- Three tightening strategies:
 - *Torque Control*: Drive the tool to a pre-set Target Torque
 - *Angle Control*: Drive the tool to or measure a pre-set Degree of Angle
 - *Yield Control*: Drive the tool to the Fastener Yield Point to achieve maximum clamp load
- Data retrieval
- Optional rugged carrying/storage case available
- Optional tool fan available in models 8,100 NM and above

HT Fixed Gearcase Tools

Model	Approx. Torque		Approx. Speed RPM	Weight		Total Length (incl sq. dr)		Dia.		Drive IN	Sound Level dB(A)
	NM	FT-LB		KG	LB	MM	IN	MM	IN		
HT Series Fixed Gearcase Models (R) = Pistol Tool with Rear Exit Cable (B) = Fixtured Model with Bottom Exit Cable											
6000 Series											
AE (P)4A66250B(R)	250	185	315	4.6	10.5	P = 289	11.4	66	2.6	0.75	66
AE (D)(S)(J)(F)4A66250B											
AE (P)4A66425B(R)	425	315	165	4.6	10.5	P = 388	15.3	66	2.6	0.75	66
AE (D)(S)(J)4A66425B											
AE (F)4A66425B(B)											
AE (P)A66625B(R)	625	460	106	4.8	10.5	J = 331	13	66	2.6	0.75	66
AE (D)(S)(J)4A66625B											
AE (F)4A66625B(B)											
AE (P)4A66925B(R)	925	682	72	4.8	10.5	F = 331	13	66	2.6	0.75	66
AE (D)(S)(J)(F)4A66925B											
7000 Series											
AE (F)4A76200BB	200	148	432	5.2	11.5	313	12.3	67.3	2.7	0.75	66
AE (P)(D)(S)(J)(F)4A771000B	1,000	738	65	6.6	14.5	P = 302	11.9	77.5	3.1	1	66
						D = 397	15.6				
						S = 453	17.8				
						J = 343	13.5				
						F = 343	13.5				
AE (P)(D)(S)(J)4A772500B	2,500	1,844	25	7.5	16.5	P = 337	13.3	77.5	3.1	1	66
AE (F)4A772500B(B)						D = 433	17.0				
						S = 488	19.2				
						J = 379	14.9				
						F = 379	14.9				
8000 Series											
AE (P)(D)(J)(F)4A884200B1	4,200	3,100	12	11.1	24.5	P = 384	15.1	91.2	3.6	1.5	66
AE (P)(D)(S)(J)(F)4A884200B						D = 480	18.9				
						S = 546	21.5				
AE (P)(D)(J)(F)4A885000B	5,000	3,700	9.3	11.1	24.5	J = 410	16.1				
						F = 410	16.1				
AE (P)(D)(J)(F)4A896500B	6,500	4,800	7	15.7	34.5	P = 438	17.2	103.8	4.1	1.5	66
AE (F)4A896500B(B)						D = 533	21				
						S = 599	23.6				
AE (P)(D)(S)(J)(F)4A898100B	8,100	6,000	5	15.7	34.5	J = 463	18.2				
						F = 462	18.2				

* 8,100 Nm – 17,000 Nm models are not supported by the Gen III controller platform. The Gen IV controller platform is required.



Pistol Type (AEP)



Axial Type (AEJ)



Straight Lever Type (AES)



Rear Mounted Pistol (AED)



Fixtured Type (AEF)

DESIGNED AND ASSEMBLED IN THE USA

360° Swivel Gearcase Nutrunners

FEATURES AND BENEFITS

- Same features and benefits of fixed gearcase models
- Ergonomic, robust design with two handle configurations



2,800 Nm Torque
AEP4W872800B



8,100 Nm Torque
AEJ4B898100B



8,100 Nm Torque
AEP4B898100B

HT 360° Swivel Gearcase Tools

Model	Approx. Torque		Approx. Speed	Weight		Length (incl sq. dr)		Dia.		Drive	Sound Level
	NM	FT-LB	RPM	KG	LB	MM	IN	MM	IN	IN	dB(A)
HT Series 360° Swivel Gearcase Models (R) = Pistol Tool with Rear Exit Cable											
6000 Series											
AE(P)4B66250B(R) AE(D)(J)4B66250B	250	185	315	5.3	12	P = 327 12.9 P(R) = 368 14.5 D = 429 16.9 J = 369 14.5		67.3	2.7	0.75	66
AE(P)4B66425B(R) AE(D)(J)4B66425B	425	315	165	5.3	12					0.75	66
AE(P)4B66625B(R) AE(D)(J)4B66625B	625	460	106	5.5	12					0.75	66
AE(P)4B66925B(R) AE(D)(J)4B66925B	925	682	72	5.5	12					0.75	66
7000 Series											
AE(P)(J)4B771000B	1,000	738	65	7.3	16	P = 339 13.4 J = 381 15		77.5	3.1	1	66
AE(P)(J)4B772500B	2,500	1,844	25	8.2	18	P = 377 14.8 J = 418 16.5					
8000 Series											
AE(P)(D)(J)4B884200B1 AE(P)(D)(J)4B884200B	4,200	3,100	12	11.8	26	P = 422 16.6 D = 518 20.4 J = 446 17.6		91.2	3.6	B1 = 1 B = 1.5	66
AE(P)(J)4B896500B	6,500	4,800	7	16.4	36	P = 475 18.7 J = 499 19.7		103.8	4.1	1.5	66
AE(P)(D)(J)4B898100B*	8,100	6,000	5	16.4	36	P = 475 18.7 D = 571 22.5 J = 499 19.7		103.8	4.1	1.5	66
AE(P)4B998100B*	8,100	6,000	5	21.8	48	532 20.9		112	4.4	1.5	66
Models for Extreme Duty / Low Power Environments											
Wind Series											
AE(P)(J)4W872800B	2,800	2,065	9	10.0	22	P = 406 16 J = 430 17		76	3.0	1	66
AE(P)(D)(J)4W885000B1* AE(P)(D)(J)4W885000B*	5,000	3,700	4.5	11.8	26	P = 422 16.6 D = 518 20.4 J = 446 17.6		91.2	3.6	B1 = 1 B = 1.5	66

* 8,100 Nm - 17,000 Nm models are not supported by the Gen III controller platform. The Gen IV controller platform is required.

AIMCO can provide customized tooling solutions for even the most unique applications. Let us propose a solution tailored to your needs. Contact an AIMCO Customer Service Associate for more details, 1-503-254-6600, or toll free 1-800-852-1368.

High Torque DC Angle Tools

AcraDyne HT DC Angle Tools provide the perfect solution for space-limited applications. Compact, durable head houses a precision right-angle gearset that fits into the tightest spaces

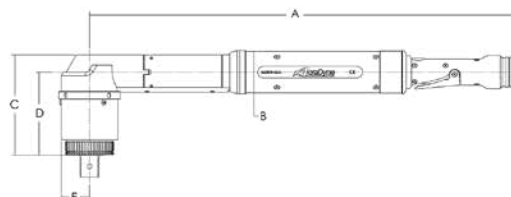
FEATURES AND BENEFITS

- Transducerized closed loop control at the output like all AcraDyne HT-Series tools
- These low-profile head, small-diameter, lever-operated tools, with the torque measured at the output, offer a unique solution
- The torque reported is the torque delivered
- One of the most accurate high-torque right-angle tools in the world
- Smallest tools of their kind on the market
- Same durable, high-cycle gearing as our other HT-series tools
- Models up to 17,000 Nm available upon request
- These models are fixtured tools



5000 Series HT Angle Tools

MODEL	Max. Torque*		Torque Range		Free Speed RPM	Weight		Output SQ Drive	Dimensions									
	NM	FT-LB	NM	FT-LB		LB	KG		A		B		C		D		E	
									IN	MM	IN	MM	IN	MM	IN	MM	IN	MM
AEN356540A	540	398	135 - 540	100 - 398	109	13.1	5.95	3/4"	22.58	573.6	2.31	58.7	4.75	120.6	4.05	102.8	1.33	33.7
AEN3571000A	1,000	737	250 - 1,000	184 - 737	61	16.3	7.39	1"	22.92	582.2	2.31	58.7	5.36	136.1	4.44	112.7	1.53	38.7
AEN3571600A	1,600	1,180	400 - 1,600	295 - 1,180	33	16.7	7.57	1"	22.92	582.2	2.31	58.7	5.36	136.1	4.44	112.7	1.53	38.7
AEN3572600A	2,600	1,917	650 - 2,600	479 - 1,917	21	18.5	8.40	1"	22.92	582.2	2.31	58.7	6.77	171.9	5.86	148.8	1.53	38.7



A BETTER ANGLE ON BIG JOBS



AcraDyne HT DC Angle Nutrunner is THE Tool for Servicing Blades on Wind Turbines



This **unique tool configuration**, built with all of the AcraDyne HT advantages, is made in a size that allows access to blade bolts that cannot be easily accessed by other continuous drive tools. The 360° swivel gearcase allows for precise placement of the tool reaction bar against reactive surfaces for ease of use.



AcraDyne's HT DC angle nutrunner is one of the smallest tools of its kind on the market. A powerful motor combined with a short-length handle and a 360° swivel gearcase gives you ultimate flexibility in limited-space applications.

FEATURES AND BENEFITS

- Easy access to previously hard-to-reach blade bolts
- Faster speed than hydraulic tools
- Acquires data in both loosening and retightening directions
- Preset strategies and sequencing for ease of use
- Most intuitive user interface in the industry for setup and data transfer
- Slip ring gearbox for 360° reaction bar movement
- Dual-lever option available
- Measures traceable, dynamic torque directly at the square drive, and the built-in transducer ensures accurate torque values. The torque reported is the torque delivered
- One of the most accurate high-torque right-angle tools in the world
- Same durable, high-cycle gearing as AcraDyne's industry-leading HT series tools
- Available with an optional rugged, weather-resistant carrying case

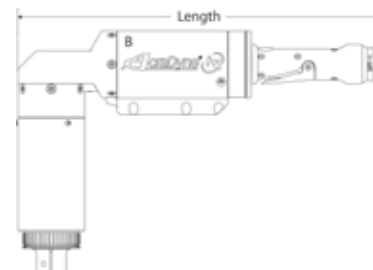


Custom reaction bars available

7000 Series HT DC Angle Tools

Model*	Max. Torque		Torque Range		Free Speed RPM	Length (Minus Reaction Bar)		Weight		Output SQ DRIVE
	NM	FT-LB	NM	FT-LB		IN	MM	LB	KG	
AEN4B771200B(DL)	1,200	885	240 - 1,200	177 - 885	38	16.6	422	17.9	8.1	1"
AEN4B773000B(DL)	3,000	2,200	600 - 3,000	443 - 2,200	15	16.6	422	20.4	9.3	1"

* Add "DL" to Part Numbers for Dual Lever



Gen IV iEC4W Field Controller: High Torque with High Tech

The Gen IV Field Controller (see page 15) is the core of the modular AcraDyne DC system. One controller will command any tool in the AcraDyne line – including the HT DC Angle Tool – from 1 Nm to 17,000 Nm, all with the same modular standard cable design.



High Torque Dual-Lever Tools

Provides Additional Safety by Avoiding Accidental Tool Start

FEATURES AND BENEFITS

- Built-in integral transducer for optimal monitoring and control
- One of the most accurate high-torque tools in the world
- 250 Nm – 17,000 Nm
- Two-Hand No Tie Down Operation
 - No Tie Down Control: Operator must have both hands on and activating the dual-starting mechanisms simultaneously. Both hands must remain in position, activating the dual controls, at all times in order for the tool to operate.
- Additional safety when using a tool with a reaction bar or nose extension. Operator's hands remain on the controls and not in a position where they could be impacted by reaction devices
- Hands stay clear of application
- Helps avoid accidental starting of the tool
- Available in Fixtured (F), J-Handle (J), Straight (S), as well as dual-handle configurations
- **DESIGNED AND ASSEMBLED IN THE USA**



AEJ Type



AEF Type



AED Type



AES Type

HT Dual-Lever Nutrunners: **SAFETY** is **VITAL** in Critical Bolting

AcraDyne's Nutrunners are designed with ultimate operator safety in mind. The optional dual-lever design helps prevent:



! Injuries from Accidental Tool Start

Two-hand operation with no tie-down feature requires the operator to use both hands on the trigger simultaneously. This eliminates the possibility of accidental tool start and keeps both of the operator's hands out of harm's way.

! Strain Caused by Awkward Tool Operation

Multiple handle styles ensure the safest, most ergonomic tool for your specific application.

! Hand and Finger Trauma

Significantly reduce the risk of crushed or mutilated fingers from unintended tool start.

Protect your most valuable asset – your tool operator.



HT Fixed Gearcase Dual-Lever Tools

Dual Lever Model	Approx. Torque		Approx. Speed RPM	Weight		Length (incl sq. dr)		Dia.		Drive IN	Sound Level dB(A)
	NM	FT-LB		KG	LB	MM	IN	MM	IN		
HT Series Fixed Gearcase: Dual-Lever Models For Straight Type Tools Only: (L) = Left-Side Handle (R) = Right-Side Handle											
6000 Series											
AE(P)(F)4A66250BDL AE(S)4A66250BDL(L)(R)	250	185	315	3.9	9	P = 314 12.4 F = 331 13 S = 440 17.3	67.3	2.7		0.75	66
AE(P)(F)4A66425BDL AE(S)4A66425BDL(L)(R)	425	315	165	3.9	9						
AE(P)(F)4A66625BDL AE(S)4A66625BDL(L)(R)	625	460	106	4.1	9						
AE(P)(F)4A66925BDL AE(S)4A66925BDL(L)(R)	925	682	72	4.1	9					0.75	66
7000 Series											
AE(P)(F)4A771000BDL AE(S)4A771000BDL(L)(R)	1,000	738	65	5.9	13	P = 324 12.7 F = 343 13.5 S = 453 17.8	77.5	3.1		1	66
AE(P)(F)4A772500BDL AE(S)4A772500BDL(L)(R)	2,500	1,844	25	6.8	15	P = 359 14.1 F = 379 14.9 S = 488 19.2	77.5	3.1		1	66
8000 Series											
AE(F)4A884200B1DL AE(F)4A884200BDL	4,200	3,100	12	10.4	23	410 16.1	91.2	3.6		B1 = 1 B = 1.5	66
AE(F)4A885000BDL	5,000	3,700	9.3	10.4	23	410 16.1	91.2	3.6		1	66
AE(P)(F)4A896500BDL	6,500	4,800	7	15.0	33	P = 438 17.2 F = 462 18.2	102.4	4		1.5	66
AE(F)(J)4A898100BDL*	8,100	6,000	5	15.0	33	F = 462 18.2 J = 462 18.2	102.4	4		1.5	66

* 8,100 Nm - 17,000 Nm models are not supported by the Gen III controller platform. The Gen IV controller platform is required.

HT 360° Swivel Gearcase Dual-Lever Tools

Dual Lever Model	Approx. Torque		Approx. Speed RPM	Weight		Length (incl sq. dr)		Dia.		Drive IN	Sound Level dB(A)
	NM	FT-LB		KG	LB	MM	IN	MM	IN		
HT Series 360° Swivel Gearcase: Dual-Lever Models For Straight Type Tools Only: (L) = Left-Side Handle (R) = Right-Side Handle											
6000 Series											
AE(P)(F)4B66250BDL AE(S)4B66250BDL(L)(R)	250	185	315	4.6	10.5	P = 353 13.9 F = 369 14.5 S = 630 24.8	67.3	2.7		0.75	66
AE(F)4B66425BDL AE(S)4B66425BDL(L)(R)	425	315	165	4.6	10.5						
AE(F)4B66625BDL AE(S)4B66625BDL(L)(R)	625	460	106	4.8	10.5						
AE(F)4B66925BDL AE(S)4B66925BDL(L)(R)	925	682	72	4.8	10.5						66
7000 Series											
AE(P)(F)4B771000BDL AE(D)4B771000BDL(L) AE(S)4B771000BDL(L)(R)	1,000	738	65	6.6	14.5	P = 361 14.2 F = 343 13.5 D = 438 17.2 S = 492 19.4	77.5	3.1		1	66
AE(D)4B771800BDL(L)	1,800	1,328	28	7.5	16.5	475 18.7	77.5	3.1		1	66
AE(P)(F)4B772500BDL AE(D)4B772500BDL(L) AE(S)4B772500BDL(L)(R)	2,500	1,844	25	7.5	16.5	P = 398 15.7 F = 379 14.9 D = 475 18.7 S = 528 20.8	77.5	3.1		1	66
8000 Series											
AE(P)(F)4B896500BDL	6,500	4,800	5	16.4	36	P = 475 18.7 F = 499 19.7	104	4.1		1.5	66
AE(J)4B898100BDL*	8,100	6,000	5	16.4	36	499 19.7	104	4.1		1.5	66

* 8,100 Nm - 17,000 Nm models are not supported by the Gen III controller platform. The Gen IV controller platform is required.

AIMCO can provide customized tooling solutions for even the most unique applications. Let us propose a solution tailored to your needs. Contact an AIMCO Customer Service Associate for more details, 1-503-254-6600, or toll free 1-800-852-1368.

AcraDyne® HTXD

EXTREME
DUTY



Full-Strength Tools for Big Jobs

AcraDyne's HTXD Nutrunner/Gen IV Controller System is one of the Most Accurate High-Torque Bolting Systems in the World



- Measures traceable, dynamic torque directly at the square drive, and the built-in transducer ensures accurate torque values. The torque reported is the torque delivered
- Available in J handle and Pistol handle configurations
- Extreme Duty engineering with motors rated for bolting applications near continuous duty
- Patented dual J-Handle models have additional safety features: Operators must use both hands on the trigger simultaneously, eliminating the possibility of accidental tool start and keeping both of the operator's hands out of harm's way
- Wide range of tightening strategies available including Torque Control, Torque plus Angle, Angle Control, and Yield Control

AcraDyne® HTXD **EXTREME DUTY**

AcraDyne's HTXD Systems measure traceable, dynamic torque directly at the square drive and the built-in transducer ensures accurate torque values.

- Accuracy and traceability are assured from the first fastening to the last
- Torque reported is the torque delivered
- Accuracy not affected by gearing efficiency

Tools with the gearing after the transducer cannot claim this!



Pistol Model
12,000 Nm



J-Handle Model
12,000 Nm



Fixtured Model
6,500 Nm



12,000 Nm

Dual J-Handle Models



17,000 Nm
U.S. Patent 0968491

HT 360° Swivel Gearcase Bolting Tools for Extreme Duty

Model	Series	Approx. Torque		Approx. Speed RPM	Weight *		Length (incl sq. dr)		Dia.		Drive IN	Sound Level dB(A)
		NM	FT-LB		KG	LB	MM	IN	MM	IN		
AEJ = J Handle/Axial Type AEP = Pistol Type AEF = Fixtured Type Single-Handle Models Standard. Add "DL" to Model Numbers for Dual Handles (AEJ models only)												
Fixed Gearcase												
AEF4A996500B	9000	6,500	4,800	5.8	19	42	494	19.5	104	4.1	1.5	66
360° Swivel Gearcase												
AEP4W998100B	9000	8,100	6,000	2.3	21.8	48	544	21.4	104	4.1	1.5	66
AEJ4W998100B	9000	8,100	6,000	2.3	21.8	48	544	21.4	104	4.1	1.5	66
AEJ4U998100BDL	9000	8,100	6,000	2.3	21.8	48	427	16.8	104	4.1	1.5	66
AEP4W9X12000B	9X	12,000	8,850	2	31.8	70	572	22.5	131	5.2	1.5	66
AEJ4W9X12000B	9X	12,000	8,850	2	31.8	70	572	22.5	131	5.2	1.5	66
AEJ4U9X12000BDL	9X	12,000	8,850	2	31.8	70	441	17.4	131	5.2	1.5	66
AEP4W9Y17000B	9Y	17,000	12,500	1	42.6	94	381	15	153	6.0	2.5	66
AEJ4W9Y17000B	9Y	17,000	12,500	1	42.6	94	381	15	153	6.0	2.5	66
AEJ4U9Y17000BDL	9Y	17,000	12,500	1	42.6	94	458	18	153	6.0	2.5	66

* Weight is tool only w/o Socket and Reaction Bar



EXTREME DUTY

Ultimate Operator Safety for Lifting Larger Bolting Tools

AcraDyne's XD Lift Assist device for tool suspension and use allows for easy handling of equipment that otherwise would need two operators to position.

FEATURES AND BENEFITS

- Lift can be assembled/disassembled in less than 15 minutes
- Can be used inside wind turbines at deck platforms
- Designed for a wide variety of applications including narrow tower platforms and ladder spaces
- Lift Assist weighs 30 kg / 67 lbs
- Weight of unit is below the weight allowed to be lifted by personnel inside or outside the tower
- Disassembled Lift Assist is transported in a load-rated bag that can be lifted manually or by hoist within the tower
- Device is rated for loads up to 200 kg / 440 lbs
- Full-swivel wheels with locking brakes make movement and repositioning easy



Gen IV iEC4W controller mount

Hoist arm can be positioned for optimal application height

Hydraulic piston can lift up to 200 kg (440 lbs)

Detachable piston control lever stows easily for organizing the work area

Locking full-swivel wheels with locking brakes for easy positioning

Load-rated carry bag can be lifted manually or by hoist

AXD-2000B Carry Bag

System shown with Gen IV iEC4W Controller and 9Y Series 17,000 Nm Nutrunner
Controller and tool sold separately

Ultra Torque ABP-CTA Series

Unmatched Accuracy for Higher-Torque Applications

FEATURES AND BENEFITS

- Transducerized for precise delivery of torque and angle to the fastener
- Usable stand-alone or with AcraDyne iBC series Controller for line controls and/or data integration with QMS systems
- Sophisticated control set with AcraDyne Tool Manager program with 99 PSETS available
- Operator feedback with OLED screen, audible and tactile feedback
- Wide variety of strategies
 - Torque
 - Angle
 - Torque Plus Turn
 - Torque Minus Turn
 - And more...
- Available with Two-Hand, No Tie Down Button to ensure operator safety from accidental contact with reaction bar
- Standard Offset, Deep Offset, and Flat Reaction Bars available. Custom reaction bars available by request
- Tool supplied with one battery (P/N AB-B1850LI), and standard reaction bar. Charger is purchased separately:
 - AB-C18110 (120VAC) Charger or
 - AB-C18220 (220VAC) Charger



AcraDyne Cordless ABP-CTA Ultra Torque Series Tools

Model	Max Torque		Max Speed RPM	Length		Weight	Gearbox Diameter	
	NM	FT-LB		MM	IN		MM	IN
ABP-CTA250W	250	185	27	335	13.2	w/out battery: 3.7 kg / 8.04 lb w/battery: 4.3 kg / 9.44 lb	67	2.6
ABP-CTA450W	450	332	14	335	13.2	w/out battery: 3.7 kg / 8.04 lb w/battery: 4.3 kg / 9.44 lb	67	2.6
ABP-CTA650W	650	480	9.4	335	13.2	w/out battery: 3.7 kg / 8.04 lb w/battery: 4.3 kg / 9.44 lb	67	2.6
ABP-CTA950W	950	700	6.4	335	13.2	w/out battery: 3.7 kg / 8.04 lb w/battery: 4.3 kg / 9.44 lb	67	2.6
ABP-CTA1400W	1,400	1,000	4	338	13.3	w/out battery: 4.0 kg / 8.85 lb w/battery: 5.1 kg / 11.25 lb	77.5	3.1
ABP-CTA3000W	3,000	2,200	2.1	374	14.7	w/out battery: 5.6 kg / 12.31 lb w/battery: 6.2 kg / 13.71 lb	77.5	3.1
ABP-CTA5000W	5,000	3,688	1.3	418	16.5	w/out battery: 7.9 kg / 17.4 lb w/battery: 8.5 / 18.8 lb	91.2	3.6

W = WiFi



AB-B1850LI Battery

AB-C18110 Battery Charger

AcraDyne HT Series Field Controller

Improved design of AcraDyne's powerful Gen IV Field Controller means increased durability, lighter weight, and quick and easy setup



iEC4WF Field Controller



Rugged, Lightweight Case

FEATURES AND BENEFITS

- Optimized for extreme duty applications >5,000 Nm
- The Gen IV Controller utilizes three tightening strategies:
 - Torque Control: Drive the tool to a pre-set Target Torque
 - Angle Control: Drive the tool to or measure a pre-set Degree of Angle
 - Yield Control: Drive the tool to the Fastener Yield Point to achieve maximum clamp load
- Multiple fastening strategies – Program up to 256 parameters with as many as 20 steps
- Jobs capability – 99
- Real-time curve viewing. Curve storage – 20,000
- Rundown storage – 1,000,000
- Event log – 5,000
- Backup & restore through USB
- Weatherproof, rugged case protects from the toughest environments
- Compact design weighs less than 20 lbs
- Ground clamp is quick and easy to set up and eliminates additional parts that are substantially heavy
- Optional tool fan kit helps prevents tool overheating
- Capable of interface with the AcraDyne series Dual-Lever tools that offer two-hand, no tie down functionality
- 110V – 220V compatible
- Single Ethernet port increases speed of connectivity, signal stability, and signal consistency
- Commands any tool in the AcraDyne line from 1 Nm to 17,000 Nm, all with one cable

PERQ Advantages	
PRODUCTIVITY	Replace multiple conventional tools with one flexible controlled system Quick and easy setup Fan kit reduces downtime due to tool overheating
ERGONOMICS	Compact, rugged case with easy carry handle makes field use easy and convenient Lightweight for operator comfort
RELIABILITY	Weatherproof rugged case Industrial touch screen
QUALITY	Controlled tightening and consistent torque control improves quality Process controls reduce human error, and ensure no missed fasteners, stripped threads, rehits, or damaged threads No premature shut-off

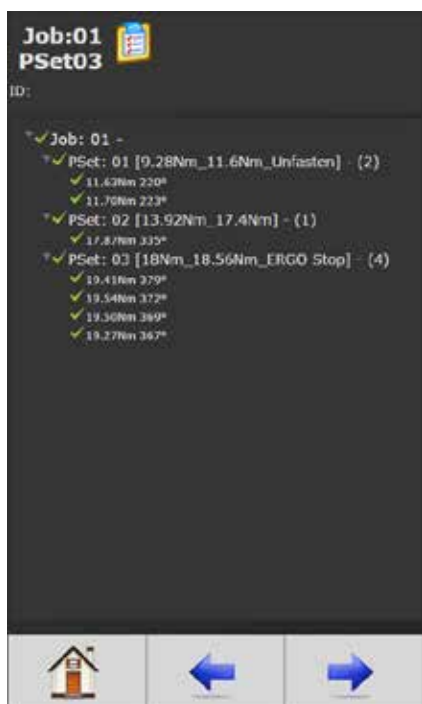
Model	Description	Dimensions W x D x H	Weight	
			LB	KG
iEC4WF	Field use controller for use with 110V or 220V service	16.1" x 12.8" x 6.9" 408 mm x 326 mm x 175 mm	18.5	8.4

AcraDyne HT Series Field Controller Software

SOFTWARE

AcraDyne’s software package is on-board every AcraDyne controller and is provided FREE of charge. This comprehensive, user-friendly program allows programming, analysis, and diagnostics.

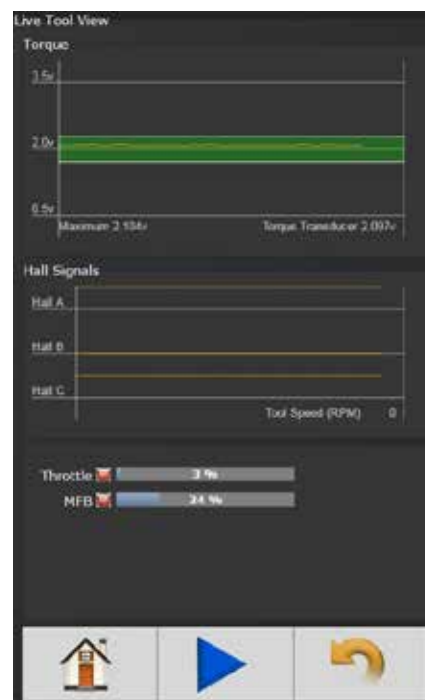
The software is based on a standard web browser, allowing you to connect the AcraDyne controller with any computer, tablet, or smart device. Connect through Ethernet, USB, or wirelessly via a network connected to both devices.



Adding and editing Parameter Sets (256) and Jobs (99) is easy and intuitive in the parameter set up function.



View curve results in real time or view stored results. As many as 20,000 curve results can be stored in memory.



Tool programming and diagnostics for repair, calibration and advanced troubleshooting.



Choose from several run screens that display easy to view, large screen indicators.



NOSE EXTENSIONS

FEATURES AND BENEFITS

- Ideal for hard-to-reach applications when a torque tube, or arm, is not desirable
- A cost-effective, more flexible option compared to a multiple spindle system
- Common applications:
 - Wheel install and repair stations
 - Large flange assembly
 - Mining vehicle shovel bolts
 - Railway equipment maintenance
 - Oil and gas industry well fixtures



HT GEARHEAD TOOLS

FEATURES AND BENEFITS

- Application-specific, custom made tools fit virtually any application
- Same durable gearing as found on AcraDyne's standard HT series tools
- Model types available:
 - HT Offset Gearhead tools
 - HT Right Angle with Offset Gearhead tools
 - HT Right Angle Air tools with Offset Gearhead

Custom accessories are available for your application. Contact an AIMCO Customer Service Associate for more details, 1-503-254-6600, or toll free 1-800-852-1368.





High Torque Pneumatic Bolting Tools

FEATURES AND BENEFITS

AcraDyne's High Torque Pneumatic Bolting Tools offer a reliable and dependable solution for the installation and removal of heavy-duty fasteners. Appropriate for use in industries requiring high torque capability, accuracy, power, and safety.

- Modular design allows for ease of maintenance
- Interchangeable motors and gearing
- Same proven and reliable gearbox as the AcraDyne DC line
- One-hand reverse



AAP1B66600A



AAP1B76950A



AAP1B772000A



AAP1B885100A



AAP1B Series Tools

Model	Torque		Speed	Weight	Square Dr.	Air Consumption
	(NM)	(FT-LB)	(RPM)	(LB)	(IN)	(CFM)
AAP1B66400A	400	300	57	9.75	3/4	22.9
AAP1B66600A	600	450	39	9.75	3/4	22.9
AAP1B66850A	850	625	27	9.75	3/4	22.9
AAP1B76950A	950	700	31	10.4	3/4	26.3
AAP1B771350A	1,350	1,000	22	10.4	1	26.3
AAP1B772000A	2,000	1,475	14	12.7	1	26.3
AAP1B772950A	2,950	2,175	9	14.9	1	26.3
AAP1B885100A	5,100	3,775	8	23	1-1/2	31.5

AIR PREPARATION UNITS

Many stacking filter/regulator combinations are available. See page 29 for options.



AFRL-4



AFRL-4HTA Standalone Unit

28178 HT Air Tool/AFRL Carrying Kit



Maximum allowable Input Pressure not to exceed 120 PSI.



High Torque High-Speed Pneumatic Tools

Our High-Torque, High-Speed Pneumatic Bolting Tools offer a reliable and dependable solution for the installation and removal of heavy-duty fasteners with high torque capability, accuracy, power, and safety.

FEATURES AND BENEFITS

- Dual motor design provides extremely fast rundown speed
- Improved torque to weight ratio
- Full swivel gearcase facilitates reaction bar positioning for ease of use and operator comfort
- Handle exhaust with low sound level
- Uses the same durable and reliable gearbox from our DC line of high torque tools
- Modular design allows for easy maintenance
- Two-piece handle construction enables flexible handle design
- Available in reversible and non-reversible models



AAP2B Series Tools

Model	Torque		Speed (RPM)	Weight		Length		Square Dr. (IN)
	(NM)	(FT-LB)		(LB)	(KG)	(IN)	(MM)	
AAP2B76250A	250	185	660	10.5	4.8	10	255	3/4
AAP2B76450A	450	330	335	10.5	4.8	10	255	3/4
AAP2B76650A	650	480	223	10.5	4.8	10	255	3/4
AAP2B76950A	950	700	153	10.5	4.8	10	255	3/4
AAP2B771400A	1,400	1,000	110	14.6	6.6	10	255	1
AAP2B772000A	2,000	1,475	63	14.8	6.7	11.2	284	1
AAP2B773000A	3,000	2,210	52	15.0	6.8	11.6	293	1
AAP2B785100A	4,800	3,540	26.5	19.7	8.9	13.3	338	1.5

AAP2B Series Reversible Tools

Reversible Model	Torque		Speed (RPM)	Weight		Length		Square Dr. (IN)
	(NM)	(FT-LB)		(LB)	(KG)	(IN)	(MM)	
AAP2B76250AR	250	185	660	12.3	5.6	12.5	317	3/4
AAP2B76450AR	450	330	335	12.3	5.6	12.5	317	3/4
AAP2B76650AR	650	480	223	12.3	5.6	12.5	317	3/4
AAP2B76950AR	950	700	153	12.3	5.6	12.5	317	3/4
AAP2B771400AR	1,400	1,000	110	16.4	7.4	12.6	319	1
AAP2B772000AR	2,000	1,475	63	16.6	7.5	13.6	346	1
AAP2B773000AR	3,000	2,210	52	16.8	7.6	14.0	356	1
AAP2B785100AR	4,800	3,540	26.5	21.5	9.7	15.8	400	1.5



High Torque Cordless XT Series Tools

Transducerized Cordless Freedom for Your Bolting Applications



AIMCO's XT Series Cordless Tool is an excellent choice for any application that requires flexibility and uninterrupted operation. These high-efficiency tools feature a brushless motor and provide three selectable tightening strategies: Torque Control, Torque Control with Angle Reporting, and Angle Control with Torque Reporting.

The built-in transducer means precise measurement and traceability. The digital display panel facilitates programming, allows changes in preset values and strategies, and accesses stored information. User interface software is available at no cost to the user and has no licensing requirements.



FEATURES AND BENEFITS

- Built-in transducer for measurement and traceability
- Torque overload limit function removes responsibility from the operator
- Ultimate flexibility with three selectable tightening strategies:
 - Torque Control
 - Torque Control with Angle Monitor
 - Torque Control plus Angle
- Temperature-monitoring sensor helps prevent overheating
- High-efficiency brushless motor provides longer motor life and increased efficiency
- Monitor and review reliable data with results stored on tool log and easily extractable through USB
- User-friendly digital adjustment and display of wrench status provides quick operator feedback
- Anti-Windup feature facilitates release from application
- Batteries and charging systems readily available from many sources



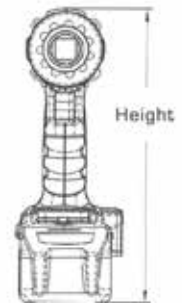
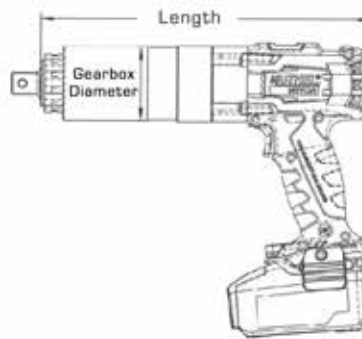
High Torque Cordless XT Series Tools



Digital Display and Control Interface

ABETP Series Tool with Custom AcraDyne Reaction Bar

Many custom reaction devices are available. Contact an AIMCO Customer Service Associate for more details, 1-503-254-6600, or toll free 1-800-852-1368.



AcraDyne Cordless XT Series Tools

Model*	Torque Range**		Drive Size		Length		Height		Gearbox Dia.		Weight		Noise Level dB(A)
	NM	FT-LB	IN	RPM	MM	IN	MM	IN	MM	IN	KG	LB	
ABETP-350 (-KIT-120V)(-KIT-220V)	100 - 350	74 - 258	3/4"	15	206	8.1	267	10.5	68	2.7	2.9	6.4	80
ABETP-500 (-KIT-120V)(-KIT-220V)	150 - 500	110 - 370	3/4"	10	206	8.1	267	10.5	68	2.7	2.9	6.4	80
ABETP-800 (-KIT-120V)(-KIT-220V)	230 - 800	170 - 590	3/4"	6	253	10	267	10.5	68	2.7	3.3	7.3	80
ABETP-1400 (-KIT-120V)(-KIT-220V)	300 - 1,400	220 - 1,030	3/4"	6	253	10	267	10.5	68	2.7	3.3	7.3	80
ABETP-1700 (-KIT-120V)(-KIT-220V)	550 - 1,700	405 - 1,250	1"	4	328	12.9	267	10.5	78	3.1	5.3	11.7	80
ABETP-2800 (-KIT-120V)(-KIT-220V)	700 - 2,800	515 - 2,065	1"	3.5	316	12.4	267	10.5	78	3.1	5.8	12.8	80
ABETP-3100 (-KIT-120V)(-KIT-220V)	900 - 3,100	664 - 2,285	1"	2.5	316	12.4	267	10.5	78	3.1	5.8	12.8	80
ABETP-3500 (-KIT-120V)(-KIT-225V)	350 - 3,500	258 - 2,582	1"	2	312	12.3	267	10.5	82	3.2	6.1	13.4	80
ABETP-4000 (-KIT-120V)(-KIT-220V)	810 - 4,000	595 - 2,950	1"	2	312	12.3	267	10.5	82	3.2	6.1	13.4	80
ABETP-4500 (-KIT-120V)(-KIT-220V)	1200 - 4,450	885 - 3,282	1"	2	370	14.6	267	10.5	86	3.4	8.1	17.9	80

* Base model comes with no battery. Base model includes tool and standard reaction bar. Batteries are available separately or in tool/kit combinations.

**Tools should be sized to be used at no more than 80% of their maximum torque capability.

Add "-KIT" to the end of the model number to order a tool kit, which includes 1 tool, 2 batteries, and 1 battery charger. The part number must also specify "120V" or "220V" depending on power requirements.

Li-Ion HD BATTERY AND CHARGER



18V Li-Ion Battery
625368000

Battery Charger
120V: 627046000
220V: 627044000

- 5.5 Ah 18V Li-Ion battery
- LiHD battery provides ultimate performance and extremely long use with minimal temperature variation
- Air cooled charging technology: Battery pack cools during charging, significantly reducing charging times
- Processor-controlled charge and discharge management
- Battery can be stored with almost no self-discharge

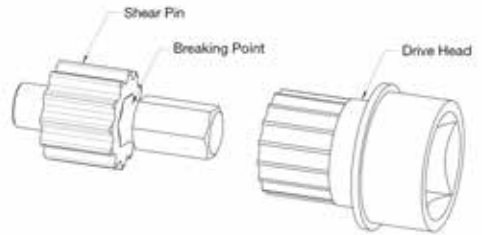
DynaTorque Manual Torque Multipliers



FEATURES AND BENEFITS

Manual Torque Multipliers offer the perfect, economical solution to high torque bolting applications.

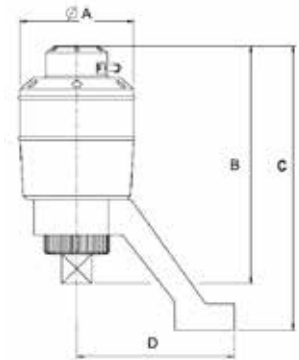
- Superior power to weight ratio
- Delivered torque accuracy +/- 4%
- Anti-Wind Up safety feature (2,800 NM models and up) prevents input device from springing backward when released
- True torque multiplication ratios
- Standard reaction arms supplied. Custom reaction arms/nose extensions available to suit specific applications
- No preventative maintenance required
- Overload protected by shear-drive design (spare torsion shaft included). Easily replace sheared-off pins at the work site



DynaTorque Manual Torque Multipliers

Model	Input IN	Output IN	Ratio	Max Torque Output		A (MM)	B (MM)	C (MM)	D (MM)	Weight*	
				Nm	Ft-Lb					LB	KG
ATM-800	1/2	3/4	1:3.5	800	590	65	105	132	130	2.9	1.3
ATM-1800	3/4	1	1:3.6	1,800	1,327	90	150	188	132	6.6	3.0
ATM-2800	1/2	1	1:13	2,800	2,066	95	200	240	132	11.5	5.2
ATM-3800	3/4	1	1:13	3,800	2,804	95	200	240	132	11.5	5.2
ATM-5000	3/4	1.5	1:17	5,000	3,690	120	215	272	150	15.4	7.0
ATM-8000	3/4	1.5	1:49	8,000	5,904	132	268	344	200	25.4	11.5
ATM-12000	3/4	1.5	1:58	12,000	8,856	156	272	348	200	30.9	14.0
ATM-16000	3/4	2.5	1:75	16,000	11,808	215	292	370	225	57.3	26.0

* Weight shown does not include weight of reaction device.



CARRYING CASE

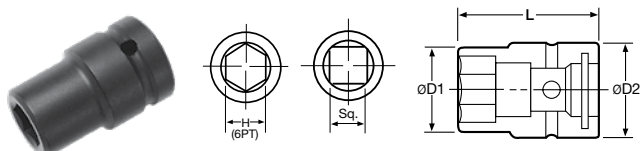
All DynaTorque Multipliers are supplied in a rugged, weather-resistant, portable carrying case.



SOCKETS

In addition to the models presented below, a wide variety of sockets and extensions are available. Contact an AIMCO Customer Service Associate for details, 1-503-254-6600, or toll free 1-800-852-1368.

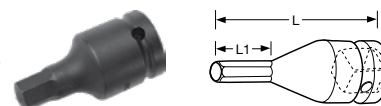
IMPACT SOCKETS



	Part No	Hex	D1 MM	D1 IN	D2 MM	D2 IN	L MM	L IN
3/4" Square Drive								
SAE	A611/16	11/16"	30	1.18	44	1.73	50	1.97
	A63/4	3/4"	32	1.26	44	1.73	50	1.97
	A613/16	13/16"	35	1.38	44	1.73	50	1.97
Metric	A614	14 mm	24	0.95	38	1.50	55	2.17
	A616	16 mm	27	1.06	44	1.73	50	1.97
	A617	17 mm	30	1.18	38	1.50	55	2.17
3/4" Square Drive, Deep								
SAE	A611/16-4	11/16"	31	1.22	44	1.73	100	3.94
	A63/4-4	3/4"	33	1.30	44	1.73	100	3.94
	A613/16-4	13/16"	36	1.42	44	1.73	100	3.94
Metric	A617-4	17 mm	31	1.22	44	1.73	100	3.94
	A618-4	18 mm	32	1.26	44	1.73	100	3.94
	A619-4	19 mm	33	1.30	38	1.50	100	3.94
1" Square Drive								
SAE	A87/8	7/8"	37	1.46	54	2.13	59	2.32
	A815/16	15/16"	38	1.50	54	2.13	59	2.32
	A81	1"	41	1.61	54	2.13	59	2.32
Metric	A817	17 mm	31	1.22	50	1.97	63	2.48
	A819	19 mm	33	1.30	50	1.97	63	2.48
	A821	21 mm	37	1.46	50	1.97	63	2.48
1-1/2" Square Drive								
SAE	A142-1/8	2-1/8"	84	3.31	84	3.31	87	3.43
	A142-1/2	2-1/2"	97	3.82	86	3.39	100	3.94
	A143-1/2	3-1/2"	130	5.12	86	3.39	120	4.72
	A144-1/4	4-1/4"	155	6.10	102	4.02	140	5.51
METRIC	A1465	65 mm	99	3.90	86	3.39	100	3.94
	A1475	75 mm	112	4.41	86	3.39	110	4.33
	A1485	85 mm	125	4.92	86	3.39	120	4.72
	A14105	105 mm	151	5.95	102	4.02	130	5.12
2-1/2" Square Drive								
SAE	A242-3/8	2-3/8"	100	3.94	137	5.39	130	5.12
	A242-3/4	2-3/4"	110	4.33	137	5.39	130	5.12
	A243-1/4	3-1/4"	130	5.12	137	5.39	130	5.12
	A243-7/8	3-7/8"	148	5.83	137	5.39	140	5.51
METRIC	A2460	60 mm	100	3.94	137	5.39	130	5.12
	A2480	80 mm	125	4.92	137	5.39	130	5.12
	A24110Z	110 mm	162	6.38	137	5.39	150	5.91
	A24150	150 mm	219	8.62	160	6.30	170	6.69



ALLEN SOCKETS



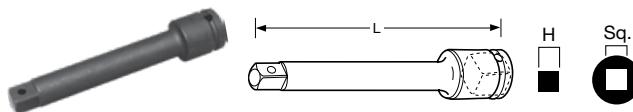
Part No	Hex	L1 MM	L1 IN	L MM	L IN
1-1/2" Allen Socket					
A1432CZ	32 mm	20.5	1.26	120	4.72

Many other allen sockets are available, including:

- 1" x 19 mm 1-1/2 x 19 mm
- 1" x 22 mm 1-1/2 x 22 mm
- 1" x 24 mm 1-1/2 x 24 mm
- 1" x 27 mm 1-1/2 x 36 mm

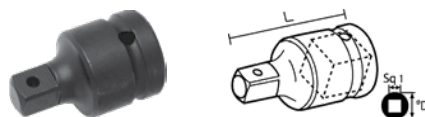
Contact an AIMCO Customer Service Associate for ordering options, 1-503-254-6600, or toll free 1-800-852-1368.

EXTENSIONS



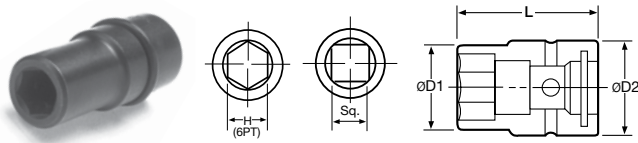
Part No	Sq Drive	Hex	L MM	L IN	D MM	D IN
A610E	3/4"	3/4"	100	3.94	44	1.73
A810E	1"	1"	102	4.02	54	2.13
A1220E	1-1/4"	1-1/4"	200	7.87	60	2.36
A1418E	1-1/2"	1-1/2"	178	7.01	84	3.31
A2426E	2-1/2"	2-1/2"	264	10.39	137	5.39

SOCKET ADAPTERS



Part No	Female Sq. Drive	Male Sq. Drive	D MM	D IN	L MM	L IN
A604A	3/4"	1/2"	38	1.50	53	2.09
A806A	1"	3/4"	50	1.97	70	2.76
A128A	1-1/4"	1"	60	2.36	76	2.99
A#508A	Spline #5	1"	60	2.36	90	3.54

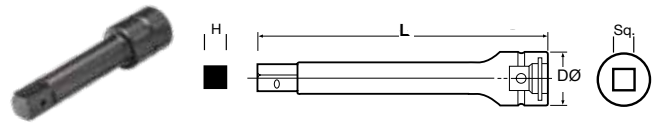
ERGO-DRIVE SOCKETS



Part No	Hex	D1 MM	D1 IN	D2 MM	D2 IN	L MM	L IN
3/4" Square Drive							
A61-1/8EDS	1-1/8"	44	1.73	44	1.73	64	2.52
A61-1/4EDS	1-1/4"	49	1.91	44	1.73	66	2.60
A61-1/2EDS	1-1/2"	57	2.24	44	1.73	68	2.68
A618EDS	18 mm	31	1.22	44	1.73	60	2.36
A624EDS	24 mm	40	1.52	40	1.73	65	2.36

1" Square Drive							
A815/16EDS	15/16"	38	1.50	54	2.13	69	2.72
A8100EDS	100 mm	136	5.35	76	2.99	120	4.72

ERGO-DRIVE EXTENSIONS



Part No	Sq Drive	H	L MM	L IN	D MM	D IN
3/4" Square Drive						
A676EDE	3/4"	3/4"	76	2.99	40	1.58
A6100EDE	3/4"	3/4"	100	3.94	40	1.58
A6150EDE	3/4"	3/4"	150	5.91	40	1.58
A6200EDE	3/4"	3/4"	200	7.87	40	1.58

1" Square Drive						
A8150EDE	1"	1"	150	5.91	54	2.13
A8200EDE	1"	1"	200	7.87	54	2.13

CUSTOM BITS, SOCKETS, AND EXTENSIONS FOR THE POWER TOOL USER

AIMCO can provide specials for virtually any application. From design to delivery, AIMCO's quick response ensures high quality, tight tolerance specials.

Specials are available in every style including:

- Deep Socket
- Extended Socket
- Universal
- Allen Head
- Torx Head
- Socket Adapter
- Nut Runner Socket
- Nut Runner Joint
- Nutsetter
- Magnetic Nutsetter
- Universal Nutsetter
- Screwdriver Bits



Contact an AIMCO Customer Service Associate at 1-503-254-6600, or toll free 1-800-852-1368.

ACCESSORIES

Custom accessories are available for your application; contact an AIMCO Customer Service Associate for details, 1-503-254-6600, or toll free 1-800-852-1368.







Model	Description
26477	Swivel Bail, 6000 Series
26327	Swivel Bail, 7000 Series
25287	Swivel Bail, 8000 Series
26630	Swivel Bail, 8000/9000 Series Tools
26478	Swivel D-Handle, 6000 Series
26328	Swivel D-Handle, 7000 Series
25291	Swivel D-Handle, 8000 Series
26479	Stationary Bail, 6000 series (26336 handle not included)
26332	Stationary Bail, 7000 series (26336 handle not included)
25289	Stationary Bail, 8000 series (26336 handle not included)
26336	Fixed Handle (for use with 26479, 26332, 25289)
26337	Rear Fixed Hoist Ring, 6000/7000/8000 Series Pistols
28514	Rear Folding Hoist Ring Kit for 8000 Series Pistols
28549	Sliding Spindle, 6000 Series
27045	Sliding Spindle, 7000 Series
30300	Sliding Spindle, 8000 Series

REACTION BARS



HT tool includes a standard, spline attachment reaction device. Custom reaction devices are available. Contact an AIMCO Customer Service Associate for more details, 1-503-254-6600, or toll free 1-800-852-1368.

	Model	Description
 Single Ended Flat	26810	6000 Series
	26800	7000 Series
	25277	8000 Series
	27255	9000 Series
	30303	X Series
 Single Ended Offset	26815	2.375" Offset, 6000 Series
	26885	4.00" Offset, 6000 Series
	27200	3.10" Offset, 7000 Series
	26890	4.00" Offset, 7000 Series
	25274	3.35" Offset, 8000 Series
	25275	4.00" Offset, 8000 Series
	26840	3.35" Offset, 9000 Series
30306	5.00" Offset, X Series	
31273	5.00" Offset, Y Series	
 Double Ended Flat	26830	6000 Series
	26820	7000 Series
	25278	8000 Series
 Double Ended Offset	25276	3.35" Offset, 8000 Series

HEAVY DUTY WATER-RESISTANT CASE FOR HT TOOLS



Made of ultra high-strength polypropylene copolymer resin, this water resistant utility case protects AcraDyne HT tools.

- Molded-in hinge, trigger-release latch system, and snap-down cushion grip handle
- Resistance to UV, solvents, corrosion, and impact damage

PROTECTIVE COVERS

Durable protective covers prevent marring and damage.



Model	Description
BJ10078	Protective Cover, 6000 Series
BJ10077	Protective Cover, 7000 Series
BJ10076	Protective Cover, 8000 Series

Model	Compatible Tools	Description
CC-6000-F	6000 series	Case with molded foam insert
CC-6000-FIP	6000 series	Case with foam in place
CC-7000-F	7000 series	Case with molded foam insert
CC-7000-FIP	7000 series	Case with foam in place
CC-8000-F	8000 series	Case with molded foam insert
CC-8000-FIP	8000 series	Case with foam in place

Please contact an AIMCO Customer Service Associate for details, 1-503-254-6600, or toll free 1-800-852-1368.

CABLE ASSEMBLIES

The AcraDyne DC electric nutrunner tool system uses a single cable to carry all necessary conductors for superior ergonomics and durability.

- Flexible polyurethane cover for maximum durability, abrasion and transmission fluid resistant
- Quick disconnects at both ends facilitate tool changeover and troubleshooting
- The CAN data/signal is via RJ45 for products such as the KDM socket tray or computer



Model	Description	Length	
		M	Ft
Tool Cables			
24330	G3/G4 Tool Cable 3M	3	9.8
25350	G3/G4 Tool Cable 5M	5	16.4
24320	G3/G4 Tool Cable 10M	10	32.8
Extensions			
24320	Extension cable 10M	10	32.8
25518	Extension cable 20M	20	65.6

CABLE ADAPTERS AND CONNECTORS


	Model	Description
Adapters and Connectors		
	26364	G3/G4 Right Angle Cable Adapter
	25491	G3/G4 Breakaway Cable Connector - Ensures disconnect of cable should stress in excess of 40 lbs. occur (see below)

BREAKAWAY CABLE CONNECTOR

Innovative Quick Disconnect Device reduces cable damage from dropping tools or pulling cables when in use.



- Easily snaps into place, using magnetic force, at either the tool or the controller
- Adjust holding force by removing or adding magnets. Max holding force is 40 lbs / 18 kg



AHCTS TEST STAND FOR ROTATING TOOLS



Designed for testing tools with continuous rotating output spindles. The test stand includes a rundown fixture, bushing for side load support, reaction post or reaction paddles, transducer, and torque analyzer display.

Model	Rundown Fixture Capacity	Description
AHCTS-2500	250 ft-lbs - 2,500 ft-lbs 340 Nm - 3,390 Nm	1.5" Sq. Dr. w/rundown fixture*
AHCTS-5000	500 ft-lbs - 5,000 ft-lbs 678 Nm - 6,780 Nm	1.5" Sq. Dr. w/rundown fixture*
AHCTS-7500	750 ft-lbs - 7,500 ft-lbs 1,016 Nm - 10,168 Nm	1.5" Sq. Dr. w/rundown fixture

*Adapters for 3/4" drive and 1" drive are available. Consult your AcraDyne HT representative for details, 1-503-254-6600, or toll free 1-800-852-1368.

PORTABLE RUNDOWN FIXTURE



Eliminate the need for high-cost, heavy, and cumbersome test stands. This portable, lightweight, and easy-to-use rundown fixture requires virtually no set-up and is ideal for tool-run tests up to 1,000 Nm. With a reaction bar attached, run one bolt down to torque while using the second bolt as the reaction point.

FEATURES AND BENEFITS

- Two bolts – one for rundown, one for reaction
- No clamping or securing necessary
- Can be used with medium or hard joint
- Easy to adjust reaction bolt
- Grade 5 bolts provide durability (lithium grease included)
- Rundown fixture includes:
 - A62-1/16Z Socket for 3/4" Sq. Dr. Tools
 - A82-1/16Z Socket for 1" Sq. Dr. Tools
- Recommended:
 - 30951 Grade 5 Replacement Bolt

Model	Max. Torque Capacity		Width		Weight	
	NM		IN	MM	KG	LB
30955	1,000		8.50	215.9	5.6	12.45

When used with recommended AIMCO sockets, reaction bar geometry is a standard offset (2" - 3.5")



HIGH-TORQUE TOOL SPECIALS

AIMCO can provide customized tooling solutions for even the most unique applications. Let us propose a solution tailored to your needs. Contact an AIMCO Customer Service Associate for more details, 1-503-254-6600, or toll free 1-800-852-1368.



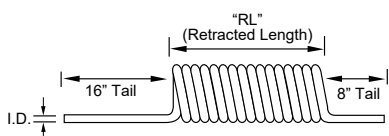
U.S. Patent
D968491

Air Line Accessories for Pneumatic Tools

Polyurethane Hose for HT Tools



- Durable Polyurethane is chemical resistant and lightweight, and provides excellent recoil memory and maximum flexibility
- Available in transparent hose color (opaque also available)
- Assemblies for coiled hose include reusable swivel fitting. Straight hose available with or without fittings
- Working temperature: -104° F to 175° F
- Working pressure: 100 PSI



Custom length coil assemblies and special colors available in minimum order quantities. Contact an AIMCO Customer Service Associate, 1-503-254-6600, or toll free 1-800-852-1368.

Single Air Hose Assemblies (Coiled)

Model	Description (O.D. x I.D. x Length)	Retracted Length	Npt Fittings
ASH-500C-15MSZ	3/4" x 1/2" x 15'	13"	1/2"
ASH-500C-25MSZ	3/4" x 1/2" x 25'	23"	1/2"



Straight Air Hose (Sold Per Foot)

MODEL	DESCRIPTION
ASH-500Z	1/2" I.D.

Contact an AIMCO Customer Service Associate about full reel pricing, 1-503-254-6600, or toll free 1-800-852-1368.

Rubber Hose for HT Tools



- Designed for use in a wide range of industrial, construction, and agricultural applications
- Constructed of high grade, reinforced EPDM synthetic rubber
- Working temperature: -40° F to 190° F

Single Air Hose (Rubber)

I.D.	O.D.	Length	Working Pressure	Weight
1/2"	0.81"	10 ft	200 psi	2.0 lb
5/8"	0.97"	10 ft	200 psi	2.7 lb
3/4"	1.12"	10 ft	200 psi	3.4 lb

Custom lengths available. Contact an AIMCO Customer Service Associate for more details, 1-503-254-6600, or toll free 1-800-852-1368.

REACTION BARS

Tool includes standard, spline attachment reaction device. See page 25 for part numbers. Custom reaction devices are available; contact an AIMCO Customer Service Associate for more details, 1-503-254-6600, or toll free 1-800-852-1368.



Air Line Fittings



Plugs

Model	Description
28161	1/2" x 1/4" MPT
28162	1/2" x 3/8" MPT
28163	1/2" x 1/2" MPT
28164	1/2" x 1/2" FPT



Quick-Change Couplers

Model	Description
27768	1/2" FPT
27769	1/2" MPT



Protective Coupler

Model	Description
27771	Vinyl



Swivel Fitting

Model	Capacity
500-SZ	1/2" NPT Swivel Fitting

Air Preparation Units

AFRL STACKING FILTER/REGULATORS

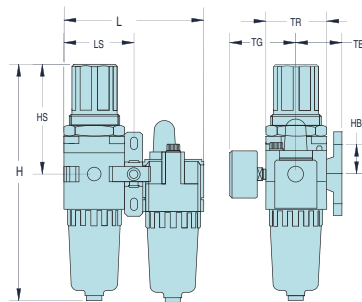
Stacking filter/regulator combinations provide air filtration and precise regulation in a single unit for easy mounting and installation.

FEATURES AND BENEFITS

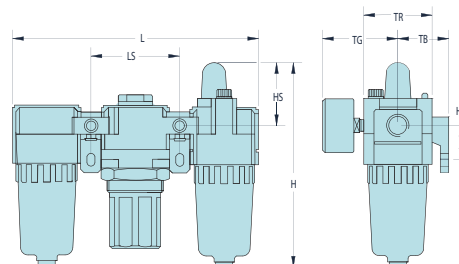
- All models include L-mount bracket, gauge, and metal bowl shields
- Polycarbonate filter and lubricator bowls (metal bowls standard on AFRL-8)
- 25-micron filter included on all models
- Regulating range: 7 - 125 PSI
- Custom order upgrade items include metal bowl, 5 micron filter, semi-automatic filter drain, and reduced PSI range regulator. Contact an AIMCO Customer Service Associate for more information, 1-503-254-6600, or toll free 1-800-852-1368
- Maximum allowable Input Pressure not to exceed 120 PSI



AFRL-2-C
AFRL-3-C



AFRL-3
AFRL-4
AFRL-8



28178
HT Air Tool/AFRL
Carrying Kit

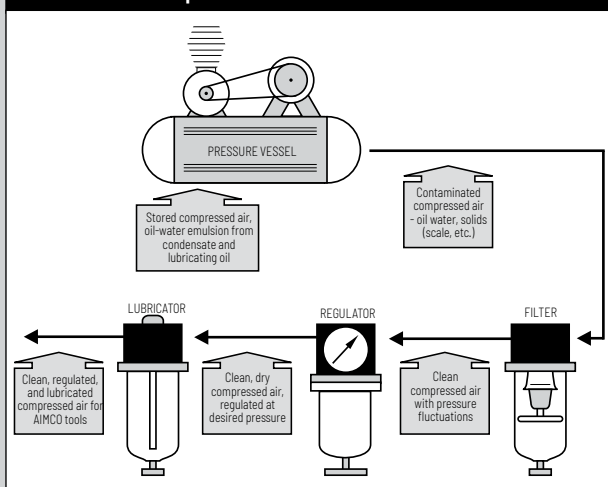


AFRL-4HTA
Standalone Unit

AFRL Stacking Filter/Regulators

Model	Gauge Port	Flow Rate CFM	Flow Rate L/MIN	Bowl Shield	H IN/MM	HB IN/MM	HS IN/MM	L IN/MM	LS IN/MM	TB IN/MM	TG IN/MM	TR IN/MM
AFRL-2	1/4"	70	2,000	yes	6.16 (156.5)	1.39 (35.3)	1.50 (38.1)	7.13 (181.1)	2.52 (64.0)	1.61 (41.0)	2.39 (60.7)	2.09 (53.1)
AFRL-2-C	1/4"	60	1,700	yes	8.31 (211.1)	1.38 (35.1)	3.64 (92.5)	4.61 (117.1)	2.30 (58.4)	1.61 (40.9)	2.39 (60.7)	2.09 (53.1)
AFRL-3	3/8"	140	4,000	yes	7.54 (191.5)	1.57 (40.0)	1.61 (40.9)	9.37 (238.0)	3.31 (84.1)	1.97 (50.0)	2.58 (65.5)	2.76 (70.1)
AFRL-3-C	3/8"	105	3,000	yes	10.31 (261.9)	1.57 (39.9)	4.41 (112.0)	6.06 (153.9)	3.03 (77.0)	1.97 (50.0)	2.58 (65.5)	2.76 (70.1)
AFRL-4	1/2"	140	4,000	yes	7.54 (191.5)	1.57 (40.0)	1.61 (40.9)	9.37 (238.0)	3.31 (84.1)	1.97 (50.0)	2.58 (65.5)	2.76 (70.1)
AFRL-8	1"	180	5,000	yes	10.69 (271.5)	1.97 (50.0)	1.89 (48.0)	11.81 (300.0)	4.13 (104.9)	2.75 (69.9)	2.97 (75.4)	3.54 (89.9)

Air Preparation Units: Basic Functions



The supply of clean, dry air is essential to the operation of pneumatic powered tools. Use only clean filtered air for longer tool life. Provide proper airflow (CFM) and regulate air pressure (PSI) for optimum performance.

To determine unit size for application, you need to know:

- Total air flow (CFM) required for application
- Size of incoming air line and size of air line required by tool
- Air supply pressure (PSI)
- Allowable pressure drop
- Does the application require lubrication?
- Does the overall system have the required capacity?

MODEL #	PAGE	MODEL #	PAGE	MODEL #	PAGE	MODEL #	PAGE
A		AAP2B772000A(R)	19	AEP4B 6000 Series HT Tools . . . 5		Numbers	
A128A	23	AAP2B773000A(R)	19	AEP4B 7000 Series HT Dual-Lever Tools	10	24320	26
A142-1/2	23	AAP2B785100A(R)	19	AEP4B 7000 Series HT Tools . . . 5		24330	26
A142-1/8	23	ABETP Cordless XT Series . . . 21		AEP4B 8000 Series HT Dual-Lever Tools	10	25274	25
A143-1/2	23	ABP-CTA Ultra Torque Cordless Pistol Tools	14	AEP4B 8000 Series HT Tools . . . 5		25275	25
A144-1/4	23	ABP-MTA04(O)(WQ)(BQ)(WBQ) 27		AEP4B 9000 Series HT Tools . . . 5		25276	25
A1220E	23	AED4A 6000 Series HT Tools . . . 4		AEP4W 9X Series HTXD Tools 12		25277	25
A1418E	23	AED4A 7000 Series HT Tools . . . 4		AEP4W 9Y Series HTXD Tools 12		25278	25
A1432CZ	23	AED4A 8000 Series HT Tools . . . 4		AEP4W 8000 Series HT Tools . . . 5		25287	25
A1465	23	AED4B 6000 Series HT Tools . . . 5		AEP4W 9000 Series HTXD Tools	12	25289	25
A1475	23	AED4B 7000 Series HT Dual-Lever Tools	10	AES4A 6000 Series HT Dual-Lever Tools	10	25291	25
A1485	23	AED4B 8000 Series HT Tools . . . 5		AES4A 6000 Series HT Tools . . . 4		25350	26
A14105	23	AED4W 8000 Series HT Tools . . . 5		AES4A 7000 Series HT Dual-Lever Tools	10	25491	26
A2426E	23	AEF4A 6000 Series HT Dual-Lever Tools	10	AES4A 7000 Series HT Tools . . . 4		25518	26
A#508A	23	AEF4A 6000 Series HT Tools . . . 4		AES4A 8000 Series HT Tools . . . 4		26327	25
A61-1/2EDS	24	AEF4A 7000 Series HT Dual-Lever Tools	10	AES4A 8000 Series HT Tools . . . 4		26328	25
A61-1/4EDS	24	AEF4A 7000 Series HT Tools . . . 4		AES4B 6000 Series HT Dual-Lever Tools	10	26327	25
A61-1/8EDS	24	AEF4A 8000 Series HT Dual-Lever Tools	10	AES4B 7000 Series HT Dual-Lever Tools	10	26332	25
A63/4	23	AEF4A 8000 Series HT Tools . . . 4		AES4B 7000 Series HT Tools . . . 4		26336	25
A63/4-4	23	AEF4A 9000 Series HTXD Tools	12	AES4B 8000 Series HT Tools . . . 4		26337	25
A604A	23	AEF4B 6000 Series HT Dual-Lever Tools	10	AES4B 8000 Series HT Tools . . . 4		26364	26
A610E	23	AEF4B 7000 Series HT Dual-Lever Tools	10	AES4B 8000 Series HT Tools . . . 4		26367	26
A611/16	23	AEF4B 8000 Series HT Dual-Lever Tools	10	AES4B 8000 Series HT Tools . . . 4		26477	25
A611/16-4	23	AEF4B 8000 Series HT Tools . . . 4		AES4B 8000 Series HT Tools . . . 4		26478	25
A613/16	23	AEF4B 9000 Series HTXD Tools	12	AES4B 8000 Series HT Tools . . . 4		26479	25
A613/16-4	23	AEF4B 9000 Series HTXD Tools	12	AES4B 8000 Series HT Tools . . . 4		26630	25
A614	23	AEF4B 9000 Series HTXD Tools	12	AES4B 8000 Series HT Tools . . . 4		26800	25
A616	23	AEF4B 9000 Series HTXD Tools	12	AES4B 8000 Series HT Tools . . . 4		26810	25
A617	23	AEF4B 9000 Series HTXD Tools	12	AES4B 8000 Series HT Tools . . . 4		26815	25
A617-4	23	AEF4B 9000 Series HTXD Tools	12	AES4B 8000 Series HT Tools . . . 4		26820	25
A618-4	23	AEF4B 9000 Series HTXD Tools	12	AES4B 8000 Series HT Tools . . . 4		26830	25
A618EDS	24	AEF4B 9000 Series HTXD Tools	12	AES4B 8000 Series HT Tools . . . 4		26840	25
A619-4	23	AEF4B 9000 Series HTXD Tools	12	AES4B 8000 Series HT Tools . . . 4		26885	25
A624EDS	24	AEF4B 9000 Series HTXD Tools	12	AES4B 8000 Series HT Tools . . . 4		26890	25
A676EDE	24	AEF4B 9000 Series HTXD Tools	12	AES4B 8000 Series HT Tools . . . 4		27045	25
A6100EDE	24	AEF4B 9000 Series HTXD Tools	12	AES4B 8000 Series HT Tools . . . 4		27200	25
A6150EDE	24	AEF4B 9000 Series HTXD Tools	12	AES4B 8000 Series HT Tools . . . 4		27255	25
A6200EDE	24	AEF4B 9000 Series HTXD Tools	12	AES4B 8000 Series HT Tools . . . 4		27768	28
A81	23	AEF4B 9000 Series HTXD Tools	12	AES4B 8000 Series HT Tools . . . 4		27769	28
A87/8	23	AEF4B 9000 Series HTXD Tools	12	AES4B 8000 Series HT Tools . . . 4		27771	28
A806A	23	AEF4B 9000 Series HTXD Tools	12	AES4B 8000 Series HT Tools . . . 4		28050	17
A810E	23	AEF4B 9000 Series HTXD Tools	12	AES4B 8000 Series HT Tools . . . 4		28161	28
A815/16	23	AEF4B 9000 Series HTXD Tools	12	AES4B 8000 Series HT Tools . . . 4		28162	28
A815/16EDS	24	AEF4B 9000 Series HTXD Tools	12	AES4B 8000 Series HT Tools . . . 4		28163	28
A817	23	AEF4B 9000 Series HTXD Tools	12	AES4B 8000 Series HT Tools . . . 4		28164	28
A819	23	AEF4B 9000 Series HTXD Tools	12	AES4B 8000 Series HT Tools . . . 4		28178	18, 29
A821	23	AEF4B 9000 Series HTXD Tools	12	AES4B 8000 Series HT Tools . . . 4		28480	17
A8100EDS	24	AEF4B 9000 Series HTXD Tools	12	AES4B 8000 Series HT Tools . . . 4		28514	25
A8150EDE	24	AEF4B 9000 Series HTXD Tools	12	AES4B 8000 Series HT Tools . . . 4		28549	25
A8200EDE	24	AEF4B 9000 Series HTXD Tools	12	AES4B 8000 Series HT Tools . . . 4		28796	28
AAP1B66400A	18	AEN3 5000 Series HT Angle Tools	6	AES4B 8000 Series HT Tools . . . 4		30300	25
AAP1B66600A	18	AEN4B 7000 Series HT Angle Tools	8	AES4B 8000 Series HT Tools . . . 4		30303	25
AAP1B66850A	18	AEP4A 6000 Series HT Dual-Lever Tools	10	AES4B 8000 Series HT Tools . . . 4		30306	25
AAP1B76950A	18	AEP4A 6000 Series HT Tools . . . 4		AES4B 8000 Series HT Tools . . . 4		31273	25
AAP1B771350A	18	AEP4A 7000 Series HT Dual-Lever Tools	10	AES4B 8000 Series HT Tools . . . 4		500-SZ	28
AAP1B772000A	18	AEP4A 7000 Series HT Tools . . . 4		AES4B 8000 Series HT Tools . . . 4			
AAP1B772950A	18	AEP4A 8000 Series HT Dual-Lever Tools	10				
AAP1B885100A	18	AEP4A 8000 Series HT Tools . . . 4					
AAP2B76250A(R)	19	AEP4A 8000 Series HT Tools . . . 4					
AAP2B76450A(R)	19	AEP4A 8000 Series HT Tools . . . 4					
AAP2B76650A(R)	19	AEP4A 8000 Series HT Tools . . . 4					
AAP2B76950A(R)	19	AEP4A 8000 Series HT Tools . . . 4					
AAP2B771400A(R)	19	AEP4A 8000 Series HT Tools . . . 4					
				B			
				BJ10076	25		
				BJ10077	25		
				BJ10078	25		
				C			
				CC-6000-F	25		
				CC-6000-FIP	25		
				CC-7000-F	25		
				CC-7000-FIP	25		
				CC-8000-F	25		
				CC-8000-FIP	25		
				I			
				IEC4WF	15		



APPLICATIONS



PETROCHEM

- Reactor
- Cracker
- Heat-Exchanger
- Valves, Pumps
- Compressors
- Heaters



COMPRESSOR STATION

- Tie Rod
- Engines
- Compressors
- Turbines
- Pipe-Line
- Well Heads



STEEL MILL

- Sintering
- Blast Furnace
- Hot Strip
- Cold Roll
- Central Machine
- Pipe Shop



WIND TURBINE

- Tower Bolts
- Foundation Bolts
- Bearing Housing
- Shrink Disc
- Gear Mount
- Hub Bearing



OFFSHORE

- Diesel Engine
- Mud Pump
- Crane
- Vessel Thruster
- Stacks



POWER

- Steam Turbine
- Gas Turbine
- Hydro Turbine
- Comb. Cycle
- Valves, Pumps, Reactors, Pipes



MINING

- Shovel & Drill
- Ball Mill
- Long-Wall
- Hoist
- Car Carrier



CORPORATE HEADQUARTERS
10000 SE Pine St.
Portland, Oregon 97216
Phone: (503) 254-6600
Toll Free: 800-852-1368

AIMCO CORPORATION DE MEXICO SA DE CV
Ave. Cristobal Colon 14529
Chihuahua, Chihuahua. 31125
Mexico
Toll Free : (01-800) 801-1600
Direct : (01-614) 380-1010
Fax: (01-614) 380-1019