

COMMENTS	ITEM NO.	PART NUMBER	QTY.	DESCRIPTION
	1	26481	1	MOTOR ASM.
	2	25574	4	STANDOFF M-F, 4-40x1/4, 3/16 HEX, SS
	3	27785	1	TID BOARD, POPULATED W/O AMP CIRCUIT
	4	25573	7	SCREW PHP 4-40 X 3/16 18-8 SS
	5	20534	1	SERIAL/MODEL LABEL
	6	26487	2	O-RING, LED COVER
	7	26483	1	LED COVER
	8	26462	1	END CAP, "J" HANDLE
	9	26488	2	O-RING, MOTOR HOUSING
	10	SEE CHART	1	GEARBOX ASM.
	11	27972	1	CLUTCH PLATE, SLIP RING INNER
	12	28174	4	SPRING, COMPRESSION
	13	20105	4	DETENT BALL
	14	26299	2	O-RING, PINION
	15	27994	6	DOWEL PIN, Ø.0938 X .1875 LG., STEEL
	16	28000	1	CABLE TIE-MOUNT
	17	28257	4	CABLE TIE, 1.65MM W X 71MM LG
	18	24940	1	SCREW, FHSC 4-40 X .25 LG., STEEL, BLACK OXIDE
	19	28276	1	SLIP RING OUTER PLATE SUB-ASM.
SEE WORK INSTRUCTIONS W2047	20	SEE CHART	1	SLIP RING SET
	21	27993	6	SCREW, FHPM, 2-56X.188, 18-8SS, PLAIN
	22	25745	8	SCREW, BHSC 4-40 STEEL, BLACK OXIDE
	23	26296	1	WIRE TRAY, "J" HANDLE
	24	26206	6	SCREW, BHSC 10-32 X .375, STEEL
	25	26276	1	"D" / "J" HANDLE
	26	25212	1	SWITCH SUB-ASSEMBLY
	27	26239	1	"J" HANDLE PLUG
NOT SHOWN	28	26526	1	TRIGGER CABLE ASM.
	29	27204	1	O-RING, OUTER CLUTCH PLATE
	30	20909	2	BALL BEARING, .7974 X 1.2598 X .2760 IN
	31	26887	1	BEARING RETAINER, INNER
	32	26884	1	BEARING RETAINER, OUTER
	33	27974	1	SLIP RING PINION ADAPTOR, CLUTCH
	34	26495	1	GEAR CASE COVER
	35	26319	3	SCREW, BHSC 6-32 X .188, 18-8 SS
	36	26896	1	CHOOSE REACTION BAR
	37	26514	1	RETAINING RING, SPIRAL, Ø2.441 X Ø2.105 X .078
	38	27401	4	SCREW, BHSC 10-32 X 1.25, STEEL, BLK OXIDE
	39	26280	1	TOOL CONNECTOR ASM., "J" HANDLE
	40	29336	1	TID BOARD WIRE INSULATOR
	41	29337	3	STANDOFF, M-F, 4-40 X 1/8, SS
NOT SHOWN	42	27464	A/R	TWISTED WAXED LINEN TWINE
	43	29285	6	SCREW, BHSC, 8-32 x .38, TORX HEAD, NYLON PELL-IT, BLK OXIDE
	44	29273	6	SCREW, BHSC, 8-32 X .25, TORX HEAD, NYLON PELL-IT, BLK OXIDE
	45	31410	1	GROUND WIRE ASSEMBLY, 18 AWG, 6000 & 7000 HT SERIES

NOTE:
SEE WORK INSTRUCTION DOCUMENT "W2047"
FOR COMPLETE SLIP RING ASSEMBLY INSTRUCTIONS.

MODEL NO.	GEARBOX ASM.	SLIP RING SET
AEJ4B6250B	28658	27981.005
AEJ4B6425B	28798	27981.006
AEJ4B6625B	28108	27981.007
AEJ4B66925B	28109	27981.008

- ASSEMBLY INSTRUCTIONS**
- 1) GEARS & SPLINES: LUBRICATE WITH DOW CORNING MOLYKOTE BR2 PLUS GREASE.
 - 2) BEARINGS: LUBRICATE WITH CHEVRON SRT GREASE
 - 3) O-RINGS: LUBRICATE WITH O-RING LUBE

DETAIL A
SCALE 1 : 1



DOCUMENT CONTROL
PRINTED COPIES OF THIS DOCUMENT ARE CONSIDERED TO BE UNCONTROLLED DOCUMENTS. HOLDERS ARE RESPONSIBLE FOR VERIFYING THE CURRENT REVISION LEVEL WITH PURCHASING OR ENGINEERING PRIOR TO USE OR FABRICATION. THE CONTROLLED VERSION OF THIS DOCUMENT IS ELECTRONICALLY MAINTAINED.

PROPRIETARY AND CONFIDENTIAL
THIS DRAWING CONTAINS INFORMATION STRICTLY CONFIDENTIAL TO ACRADYNE/AIMCO. IN THE ABSENCE OF EXPRESSED WRITTEN PERMISSION, ACRADYNE/AIMCO HAS LOANED THIS COPY WITH THE MUTUAL UNDERSTANDING THAT (A) IT WILL NOT BE USED FOR ANY PURPOSE OTHER THAN FOR THAT IN WHICH IT WAS PROVIDED, (B) THE DATA CONTAINED HEREIN WILL NOT BE DISCLOSED TO OTHERS, (C) IT WILL NOT BE REPRODUCED, AND (D) IT WILL BE RETURNED TO ACRADYNE/AIMCO IMMEDIATELY UPON DEMAND.

REVISION LEVEL	REVISION RELEASE DATE	DESCRIPTION OF CHANGES MADE TO PART	ECN #	AUTHOR / APPROVAL
REVISION BLOCK				

UNLESS OTHERWISE SPECIFIED, DIMENSIONS ARE IN INCHES
DIMENSIONS AND TOLERANCING PER ANSI Y14.5
SURFACE ROUGHNESS PER ANSI Y14.36

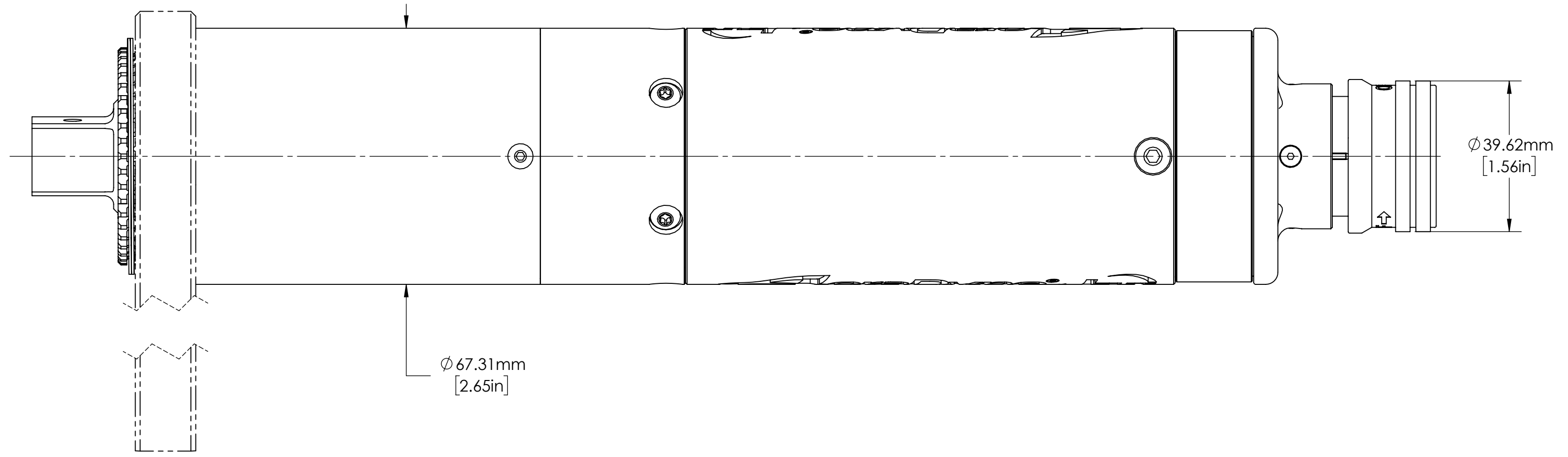
BLOCK TOLERANCING PER DECIMAL:
X = ±.030 XX = ±.010 XXX = ±.005 XXXX = ±.0005
ANGLE = ±0° 30'

REMOVE BURRS AND SHARP EDGES: R.015 MAX
MACHINE SURFACE FINISH: 125 RMS OR BETTER

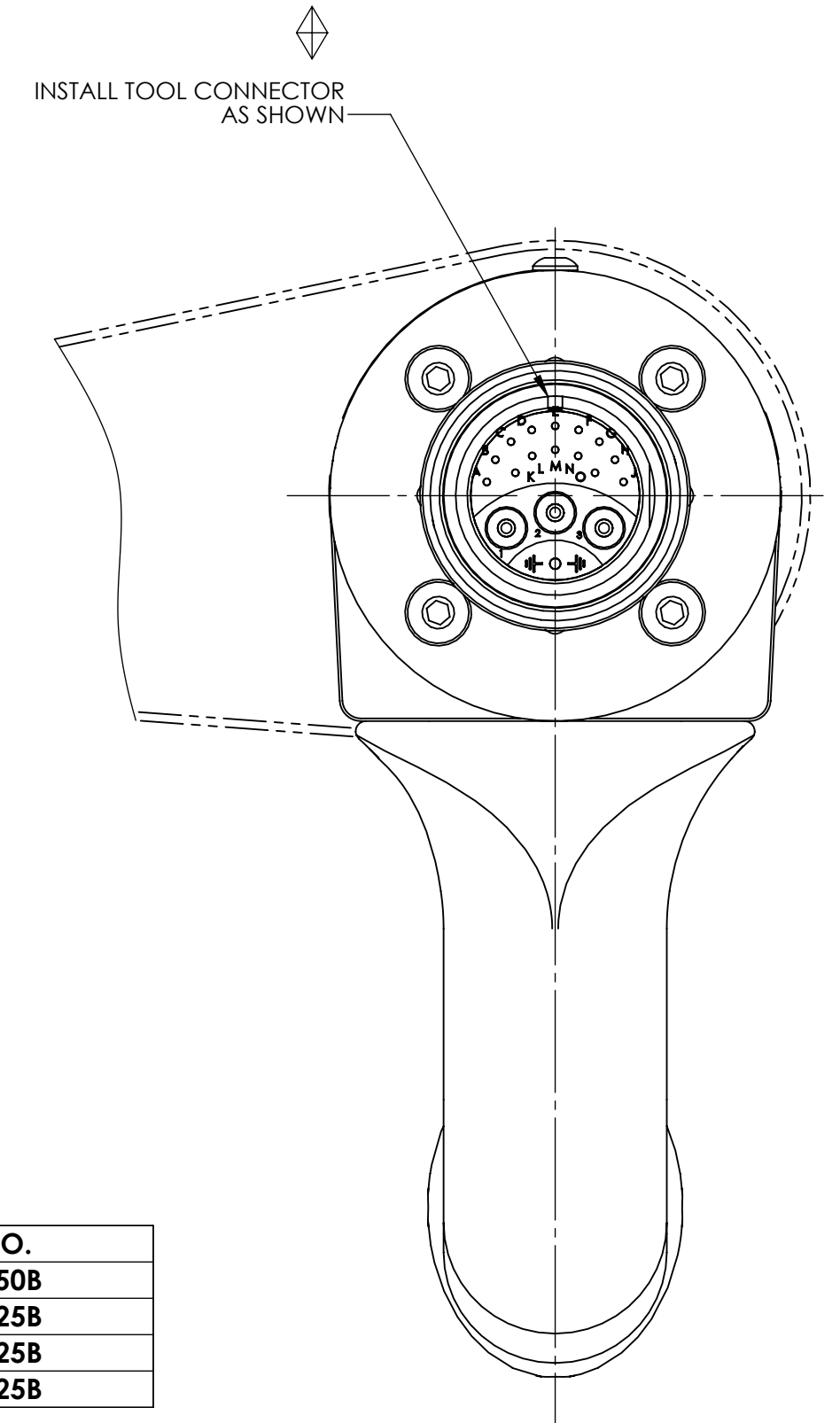
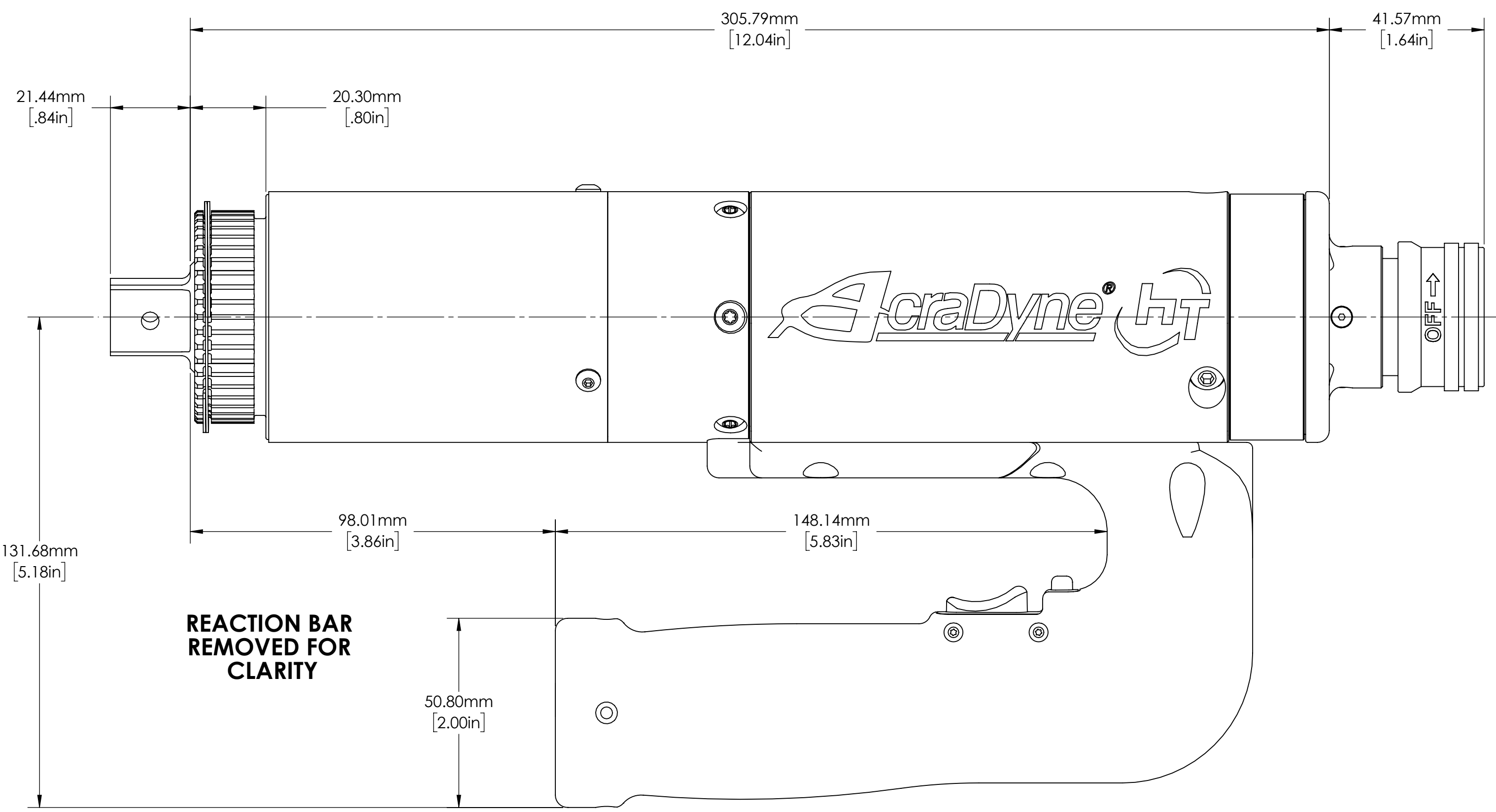
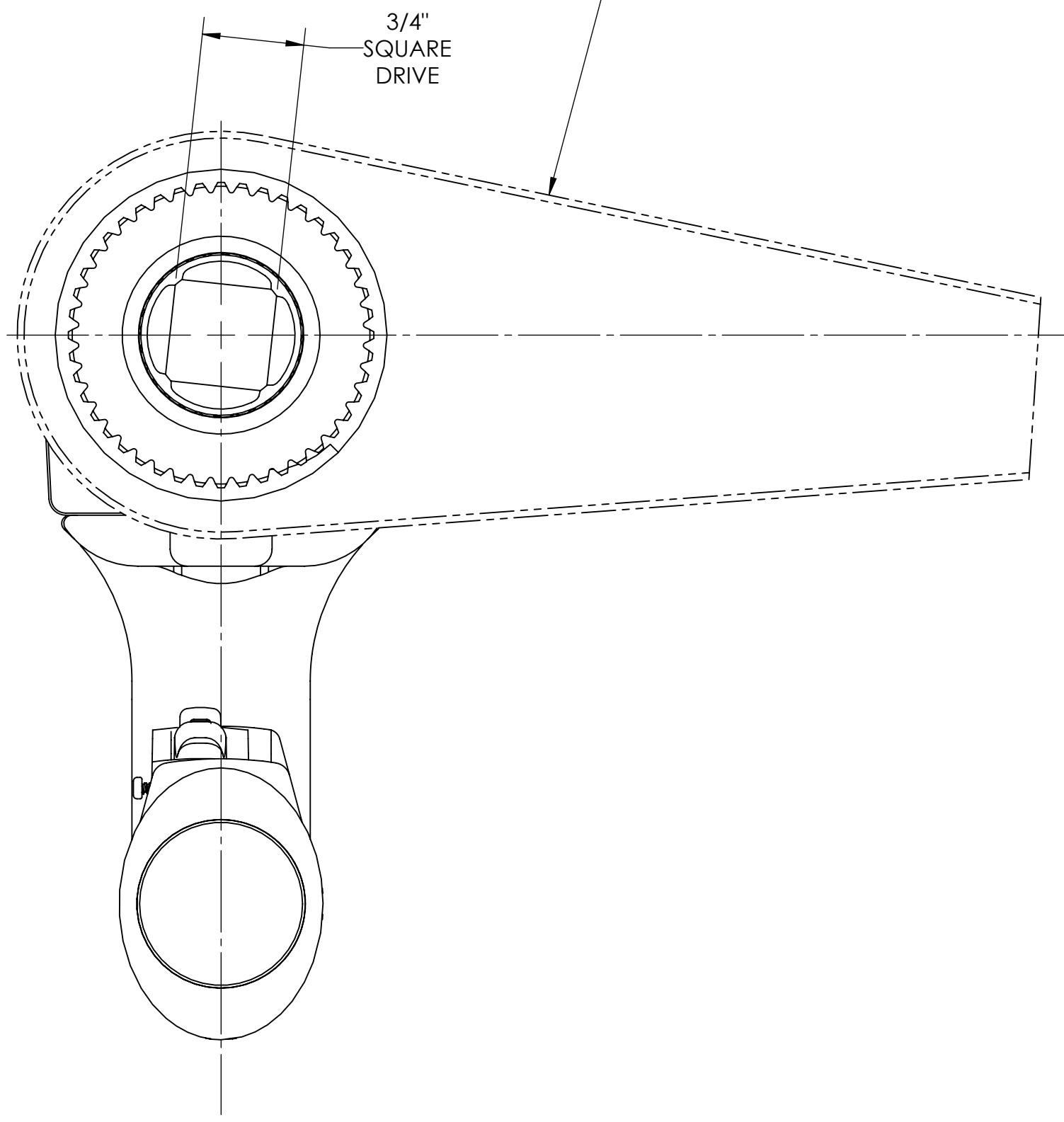
DRAWINGS AND TECHNICAL DOCUMENTS CONTROLLED BY:
ACRADYNE MECHANICAL ENGINEERING

"J" HANDLE NUTRUNNER W/SLIP RING CLUTCH 6000 SERIES


SIZE	PART / DRAWING NUMBER	REVISION
D	AEJ4B66__B	B
SCALE 1:2	DO NOT SCALE DRAWING	SHEET 1 OF 2



**NOTE:
REACTION BAR GEOMETRY
TO CHANGE DEPENDING
ON REACTION BAR CHOSEN**



MODEL NO.
AEJ4B66250B
AEJ4B66425B
AEJ4B66625B
AEJ4B66925B



DOCUMENT CONTROL
PRINTED COPIES OF THIS DOCUMENT ARE CONSIDERED TO BE UNCONTROLLED DOCUMENTS. HOLDERS ARE RESPONSIBLE FOR VERIFYING THE CURRENT REVISION LEVEL WITH PURCHASING OR ENGINEERING PRIOR TO USE OR FABRICATION. THE CONTROLLED VERSION OF THIS DOCUMENT IS ELECTRONICALLY MAINTAINED.

PROPRIETARY AND CONFIDENTIAL
THIS DRAWING CONTAINS INFORMATION STRICTLY CONFIDENTIAL TO ACRADYNE/AIMCO. IN THE ABSENCE OF EXPRESSED WRITTEN PERMISSION, ACRADYNE/AIMCO HAS LOANED THIS COPY WITH THE MUTUAL UNDERSTANDING THAT (A) IT WILL NOT BE USED FOR ANY PURPOSE OTHER THAN FOR THAT IN WHICH IT WAS PROVIDED, (B) THE DATA CONTAINED HEREIN WILL NOT BE DISCLOSED TO OTHERS, (C) IT WILL NOT BE REPRODUCED, AND (D) IT WILL BE RETURNED TO ACRADYNE/AIMCO IMMEDIATELY UPON DEMAND.

REVISION LEVEL	REVISION RELEASE DATE	DESCRIPTION OF CHANGES MADE TO PART	ECN #	AUTHOR/ APPROVAL

UNLESS OTHERWISE SPECIFIED, DIMENSIONS ARE IN INCHES
DIMENSIONS AND TOLERANCING PER ANSI Y14.5
SURFACE ROUGHNESS PER ANSI Y14.36

BLOCK TOLERANCING PER DECIMAL:
X = ±.030 .XX = ±.010 .XXX = ±.005 .XXXX = ±.0005
ANGLE = ±0° 30'

REMOVE BURRS AND SHARP EDGES: R.015 MAX
MACHINE SURFACE FINISH: 125 RMS OR BETTER

**DRAWINGS AND TECHNICAL DOCUMENTS CONTROLLED BY:
ACRADYNE MECHANICAL ENGINEERING**

**"J" HANDLE NUTRUNNER
W/SLIP RING CLUTCH
6000 SERIES**

SIZE D	PART / DRAWING NUMBER AEJ4B66__B	REVISION B
SCALE: 1:1	DO NOT SCALE DRAWING	SHEET 2 OF 2