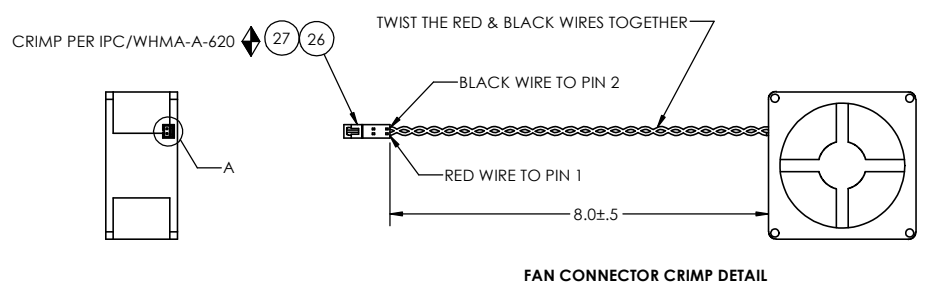



COMMENTS	ITEM NO.	PART NUMBER	QTY.	DESCRIPTION
	1	31452	1	MOTOR/FAN SUB-ASM., 12K Nm
	2	32335	1	COUPLER, ANGLE HEAD, 12K Nm
	3	27953	1	O-RING, 70 DURO BUNA N, -042
	4	32342	1	ANGLE HEAD ASM., 12KNm
	5	31316	2	O-RING, BUNA #046
	6	31391	1	RING GEAR, 48T, FIRST STAGE, 12K Nm
	7	26789	8	SCREW, SHC, 10-32 x 7/8, STEEL, BLACK OXIDE
	8	26432	1	WASHER, THRUST, Ø2.880 X Ø1.300 X .0625
	9	32341	1	GEARBOX ASM., NO CLUTCH, 729:1, 12KNm
	10	31535	1	TOOL CONNECTOR/HANDLE ADAPTER PLATE
	11	25574	4	STANDOFF, M-F, 4-40 X 1/4, SS
	12	27727	1	TID BOARD, POPULATED W/AMP
	13	29337	3	STANDOFF, M-F, 4-40 X 1/8, SS
	14	29336	1	TID BOARD WIRE INSULATOR
	15	25573	7	SCREW PHP 4-40 X 3/16 18-8 SS
	16	28211	1	(4) LINE MALE/FEMALE JUMPER ASM.
	17	32332	4	SCREW, BHSC, 1/4-20 x 1-1/8", STEEL BLACK OXIDE
	18	31621	4	SCREW, SHC 10-32 X 1-3/8, STEEL, BLACK OXIDE
	19	31290	1	TOOL CONNECTOR ASSEMBLY, 17,000Nm
	20	29441	4	SCREW, BHSC, 6-32 X .1875, STEEL, BLACK OXIDE
	21	31417	1	MALE RECEPTACLE CABLE ASSY, 3-PIN, 6.56FT, 2-PIN CONNECTOR
	22	26525	1	PLUG 5/16"
	23	31411	8	LIGHTPIPE, LED, PANEL MOUNT, CONVEX, .250" LENGTH
	24	31613	1	HANDLE FILLER PLATE
	25	30298	4	SCREW, BHSC 10-32 X 5/8, STEEL, BLACK OXIDE
	26	30734	1	CONNECTOR, 2 POS, MALE PINS, MOLEX 70107-0001
NOT SHOWN	27	30738	2	CRIMP TERMINAL, CONNECTOR, MALE, 22-24 AWG
	28	31496	1	FAN HOUSING, 80mm X 38mm FAN, 12,000Nm TOOL
	29	32286	4	SCREW, BHSC 10-32 X .50, STAINLESS STEEL, BLACK OXIDE
	30	27384	6	SCREW, BHSC 1/4-28 X 3/8, STEEL
	31	30328	1	GEAR CASE COVER
	32	26319	3	SCREW, BHSC 6-32 X .188, 18-8 SS
	33	30306	1	REACTION BAR, SINGLE ENDED, 5" OFFSET
	34	30302	1	RETAINING RING, SPIRAL, Ø3.792 X Ø 3.765 X .111
	35	22141	1	SAFETY LABEL
NOT SHOWN	36	28525	1	CABLE ASM., I/O ADAPTER TO 3-SKT FEMALE CONN.
NOT SHOWN	37	24177	A/R	CLEAR SILICON, RTV 108
	38	31317	1	LABEL, MODEL, SERIAL NUMBER AND DESCRIPTION



- ◆ ASSEMBLY INSTRUCTIONS
- ◊ SUB-ASSEMBLY

- 1) GEARS & SPLINES: LUBRICATE WITH DOW CORNING MOLYKOTE BR2 PLUS GREASE.
- 2) BEARINGS: LUBRICATE WITH CHEVRON SR1 GREASE
- 3) O-RINGS: LUBRICATE WITH O-RING LUBE



DOCUMENT CONTROL
 PRINTED COPIES OF THIS DOCUMENT ARE CONSIDERED TO BE UNCONTROLLED DOCUMENTS. HOLDERS ARE RESPONSIBLE FOR VERIFYING THE CURRENT REVISION LEVEL WITH PURCHASING OR ENGINEERING PRIOR TO USE OR FABRICATION. THE CONTROLLED VERSION OF THIS DOCUMENT IS ELECTRONICALLY MAINTAINED.

PROPRIETARY AND CONFIDENTIAL
 THIS DRAWING CONTAINS INFORMATION STRICTLY CONFIDENTIAL TO ACRADYNE/AIMCO. IN THE ABSENCE OF EXPRESSED WRITTEN PERMISSION, ACRADYNE/AIMCO HAS LOANED THIS COPY WITH THE MUTUAL UNDERSTANDING THAT (A) IT WILL NOT BE USED FOR ANY PURPOSE OTHER THAN FOR THAT IN WHICH IT WAS PROVIDED, (B) THE DATA CONTAINED HEREIN WILL NOT BE DISCLOSED TO OTHERS, (C) IT WILL NOT BE REPRODUCED, AND (D) IT WILL BE RETURNED TO ACRADYNE/AIMCO IMMEDIATELY UPON DEMAND.

REVISION LEVEL	REVISION RELEASE DATE	DESCRIPTION OF CHANGES MADE TO PART	ECN #	AUTHOR/ APPROVAL
REVISION BLOCK				

UNLESS OTHERWISE SPECIFIED, DIMENSIONS ARE IN INCHES
 DIMENSIONS AND TOLERANCING PER ANSI Y14.5 SURFACE ROUGHNESS PER ANSI Y14.36

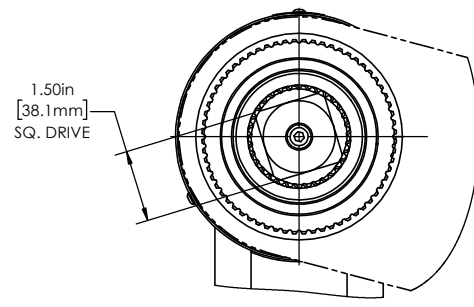
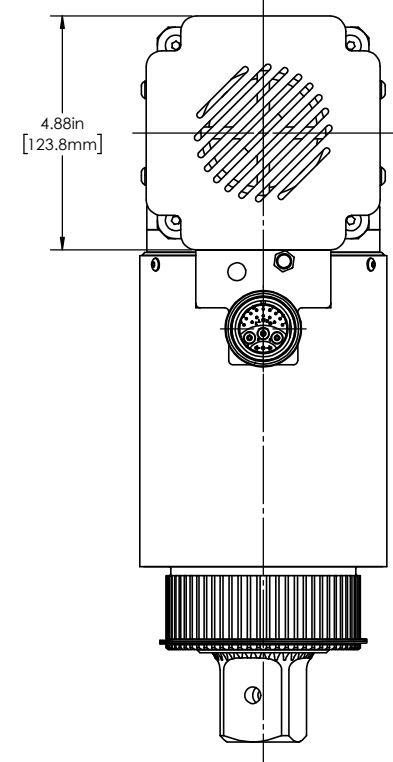
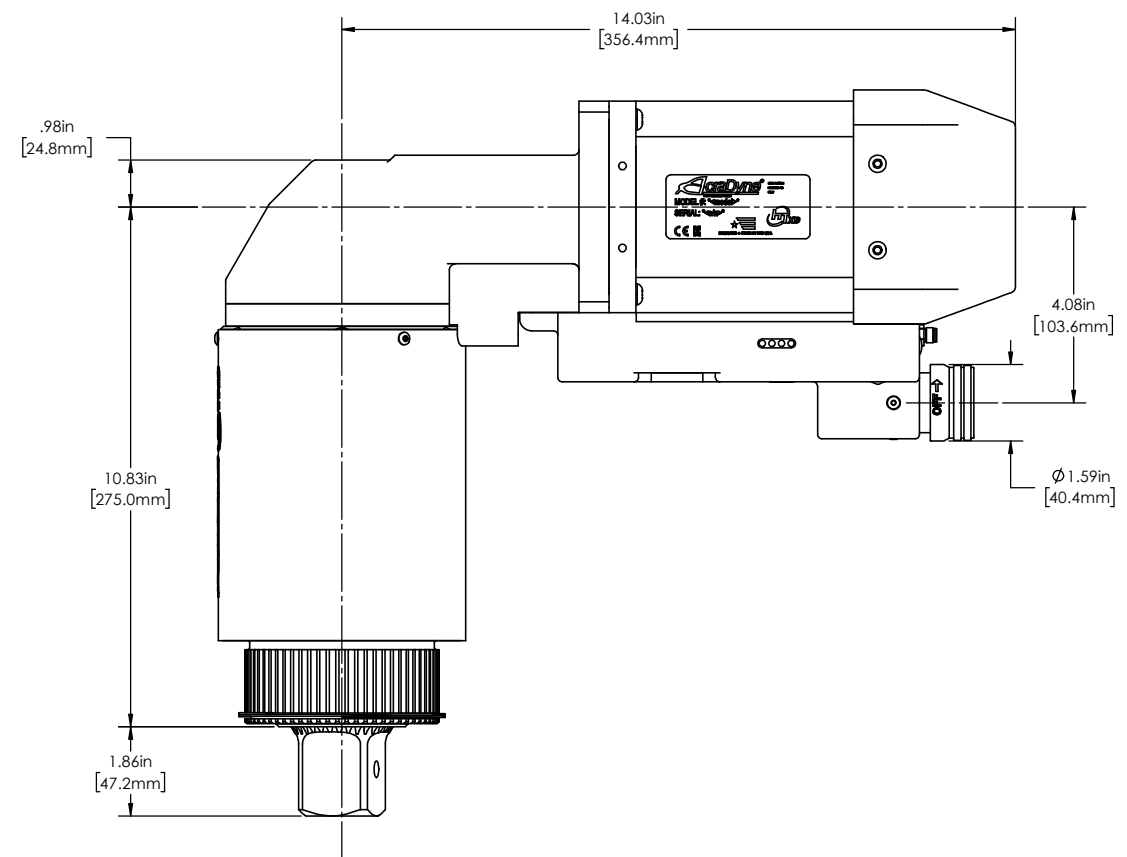
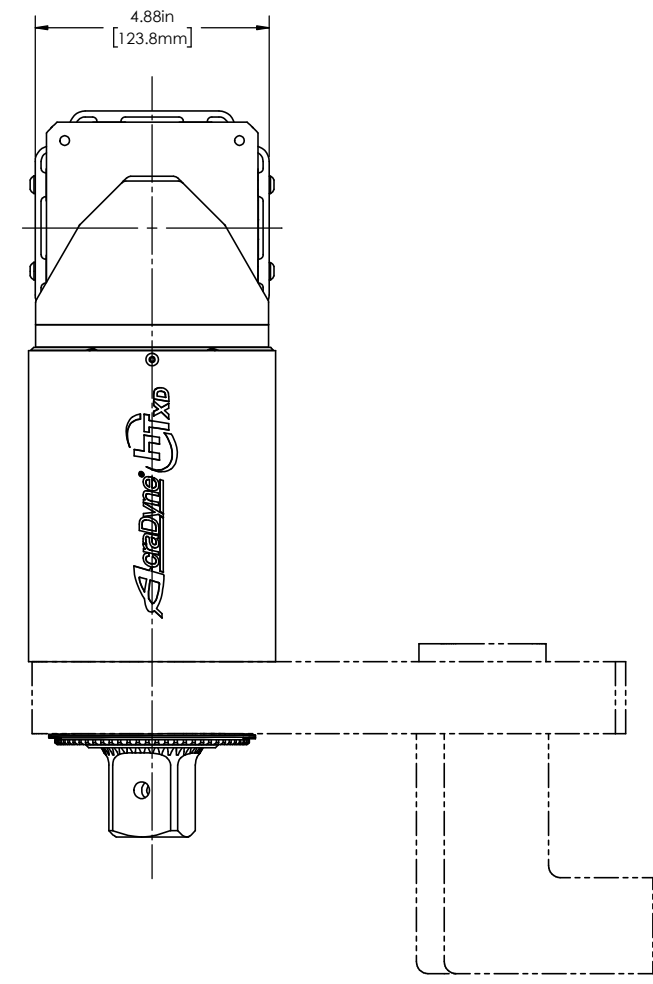
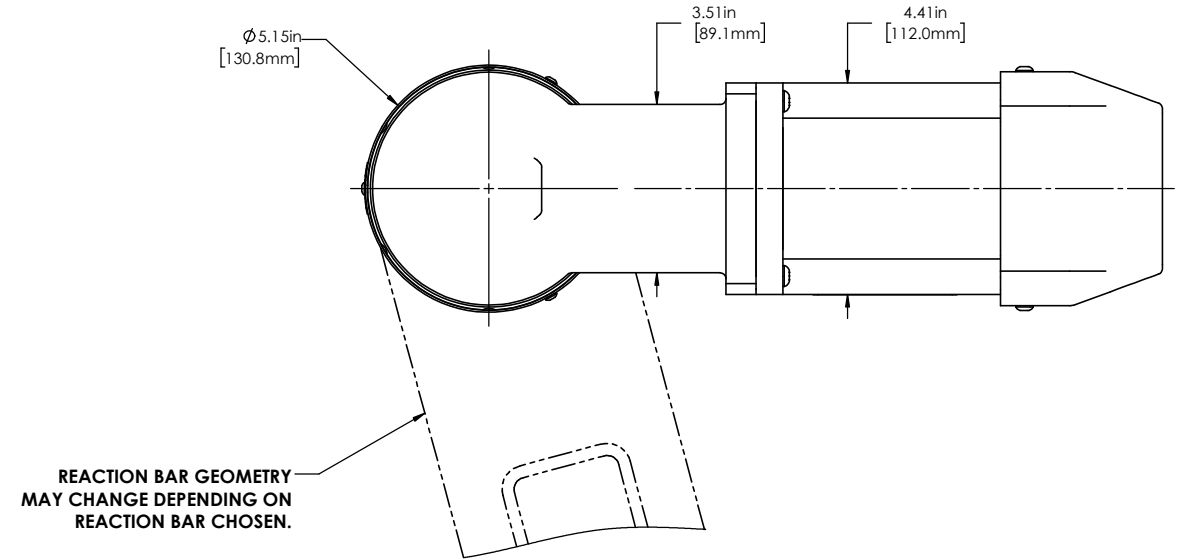
BLOCK TOLERANCING PER DECIMAL:
 X = ±.030 XX = ±.010 XXX = ±.005 XXXX = ±.0005
 ANGLE = ±0° 30'

REMOVE BURRS AND SHARP EDGES: R.015 MAX MACHINE SURFACE FINISH: 125 RMS OR BETTER

DRAWINGS AND TECHNICAL DOCUMENTS CONTROLLED BY:
ACRADYNE MECHANICAL ENGINEERING

FIXTURED ANGLE NUTRUNNER, 12,000Nm XDH1 SERIES

SIZE D	PART / DRAWING NUMBER AEF4N9X1200B	REVISION A
SCALE 2:3	DO NOT SCALE DRAWING	SHEET 1 OF 2



DOCUMENT CONTROL
 PRINTED COPIES OF THIS DOCUMENT ARE CONSIDERED TO BE UNCONTROLLED DOCUMENTS. HOLDERS ARE RESPONSIBLE FOR VERIFYING THE CURRENT REVISION LEVEL WITH PURCHASING OR ENGINEERING PRIOR TO USE OR FABRICATION. THE CONTROLLED VERSION OF THIS DOCUMENT IS ELECTRONICALLY MAINTAINED.

PROPRIETARY AND CONFIDENTIAL
 THIS DRAWING CONTAINS INFORMATION STRICTLY CONFIDENTIAL TO ACRADYNE/AIMCO. IN THE ABSENCE OF EXPRESSED WRITTEN PERMISSION, ACRADYNE/AIMCO HAS LOANED THIS COPY WITH THE MUTUAL UNDERSTANDING THAT (A) IT WILL NOT BE USED FOR ANY PURPOSE OTHER THAN FOR THAT IN WHICH IT WAS PROVIDED, (B) THE DATA CONTAINED HEREIN WILL NOT BE DISCLOSED TO OTHERS, (C) IT WILL NOT BE REPRODUCED, AND (D) IT WILL BE RETURNED TO ACRADYNE/AIMCO IMMEDIATELY UPON DEMAND.

REVISION LEVEL	REVISION RELEASE DATE	DESCRIPTION OF CHANGES MADE TO PART	ECN #	AUTHOR/ APPROVAL

UNLESS OTHERWISE SPECIFIED, DIMENSIONS ARE IN INCHES
 DIMENSIONS AND TOLERANCING PER ANSI Y14.5
 SURFACE ROUGHNESS PER ANSI Y14.36

BLOCK TOLERANCING PER DECIMAL:
 .X = ±.030 .XX = ±.010 .XXX = ±.005 .XXXX = ±.0005
 ANGLE = ±0° 30'

REMOVE BURRS AND SHARP EDGES: R.015 MAX
 MACHINE SURFACE FINISH: 125 RMS OR BETTER

DRAWINGS AND TECHNICAL DOCUMENTS CONTROLLED BY:
ACRADYNE MECHANICAL ENGINEERING

FIXTURED ANGLE NUTRUNNER, 12,000Nm		
XDHT SERIES		
SIZE D	PART / DRAWING NUMBER AEF4N9X12000B	REVISION A
SCALE 1:2	DO NOT SCALE DRAWING	SHEET 2 OF 2