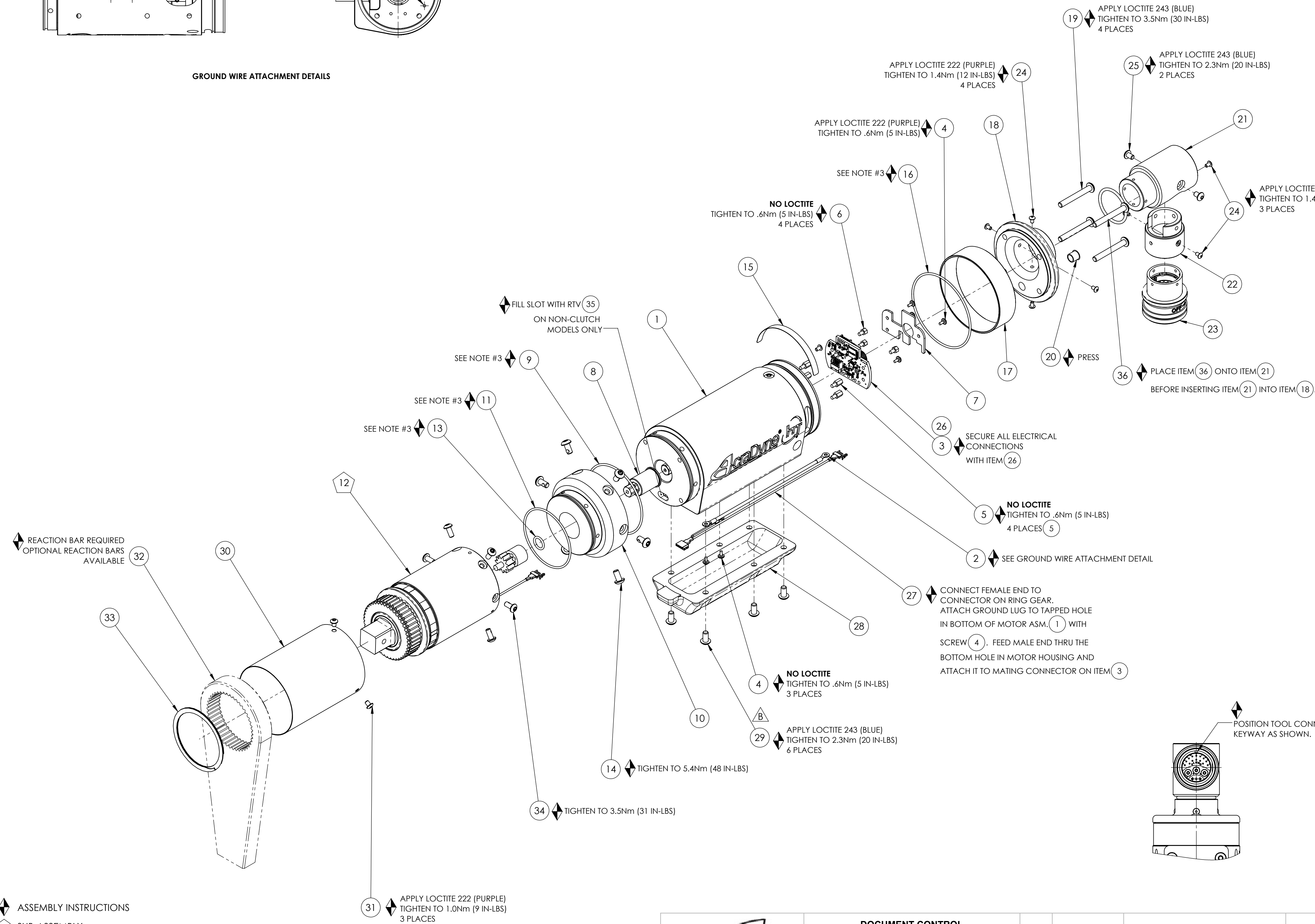


GROUND WIRE ATTACHMENT DETAILS

ITEM 23 GROUND WIRE ATTACHMENT POINT USING ITEM 4
NO LOCTITE



ASSEMBLY INSTRUCTIONS
SUB-ASSEMBLY

- 1) GEARS & SPLINES: LUBRICATE WITH DOW CORNING MOLYKOTE BR2 PLUS GREASE.
- 2) BEARINGS: LUBRICATE WITH CHEVRON SR1 GREASE
- 3) O-RINGS: LUBRICATE WITH O-RING LUBE

31 APPLY LOCTITE 222 (PURPLE) TIGHTEN TO 1.0Nm (9 IN-LBS) 3 PLACES



DOCUMENT CONTROL
PRINTED COPIES OF THIS DOCUMENT ARE CONSIDERED TO BE UNCONTROLLED DOCUMENTS. HOLDERS ARE RESPONSIBLE FOR VERIFYING THE CURRENT REVISION LEVEL WITH PURCHASING OR ENGINEERING PRIOR TO USE OR FABRICATION. THE CONTROLLED VERSION OF THIS DOCUMENT IS ELECTRONICALLY MAINTAINED.

PROPRIETARY AND CONFIDENTIAL
THIS DRAWING CONTAINS INFORMATION STRICTLY CONFIDENTIAL TO ACRADYNE/AIMCO. IN THE ABSENCE OF EXPRESSED WRITTEN PERMISSION, ACRADYNE/AIMCO HAS LOANED THIS COPY WITH THE MUTUAL UNDERSTANDING THAT (A) IT WILL NOT BE USED FOR ANY PURPOSE OTHER THAN FOR THAT IN WHICH IT WAS PROVIDED, (B) THE DATA CONTAINED HEREIN WILL NOT BE DISCLOSED TO OTHERS, (C) IT WILL NOT BE REPRODUCED, AND (D) IT WILL BE RETURNED TO ACRADYNE/AIMCO IMMEDIATELY UPON DEMAND.

REVISION LEVEL	REVISION RELEASE DATE	DESCRIPTION OF CHANGES MADE TO PART	ECN #	AUTHOR/ APPROVAL

UNLESS OTHERWISE SPECIFIED, DIMENSIONS ARE IN INCHES
DIMENSIONS AND TOLERANCING PER ANSI Y14.5 SURFACE ROUGHNESS PER ANSI Y14.36

BLOCK TOLERANCING PER DECIMAL:
X = ±.030 .XX = ±.010 .XXX = ±.005 .XXXX = ±.0005
ANGLE = ±0° 30'

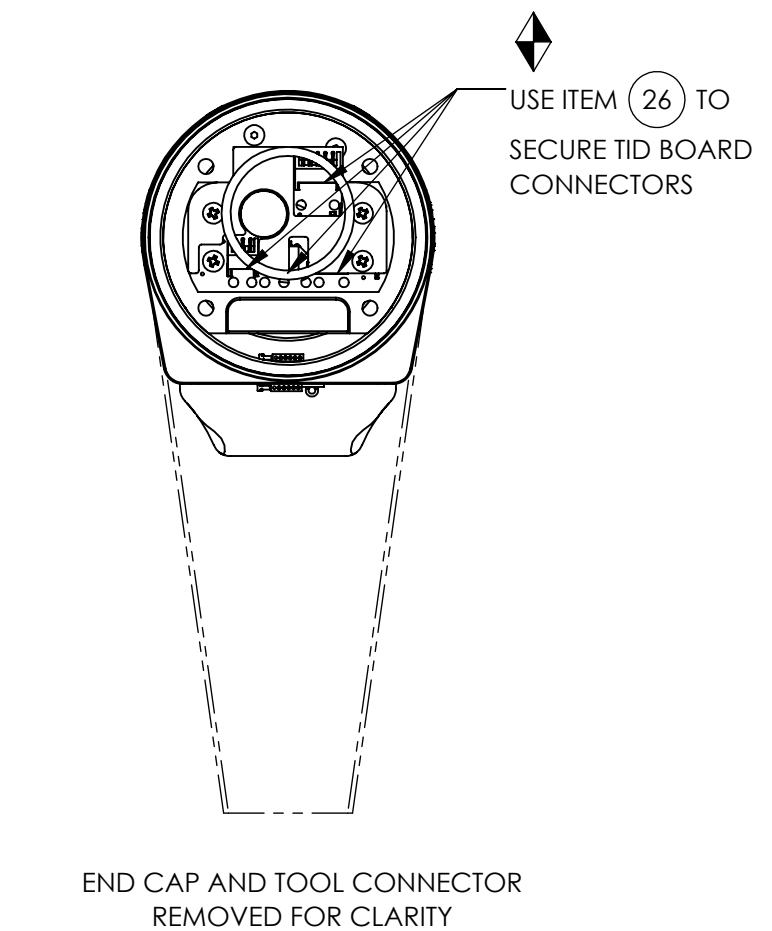
REMOVE BURRS AND SHARP EDGES: R.015 MAX MACHINE SURFACE FINISH: 125 RMS OR BETTER

DRAWINGS AND TECHNICAL DOCUMENTS CONTROLLED BY:
ACRADYNE MECHANICAL ENGINEERING

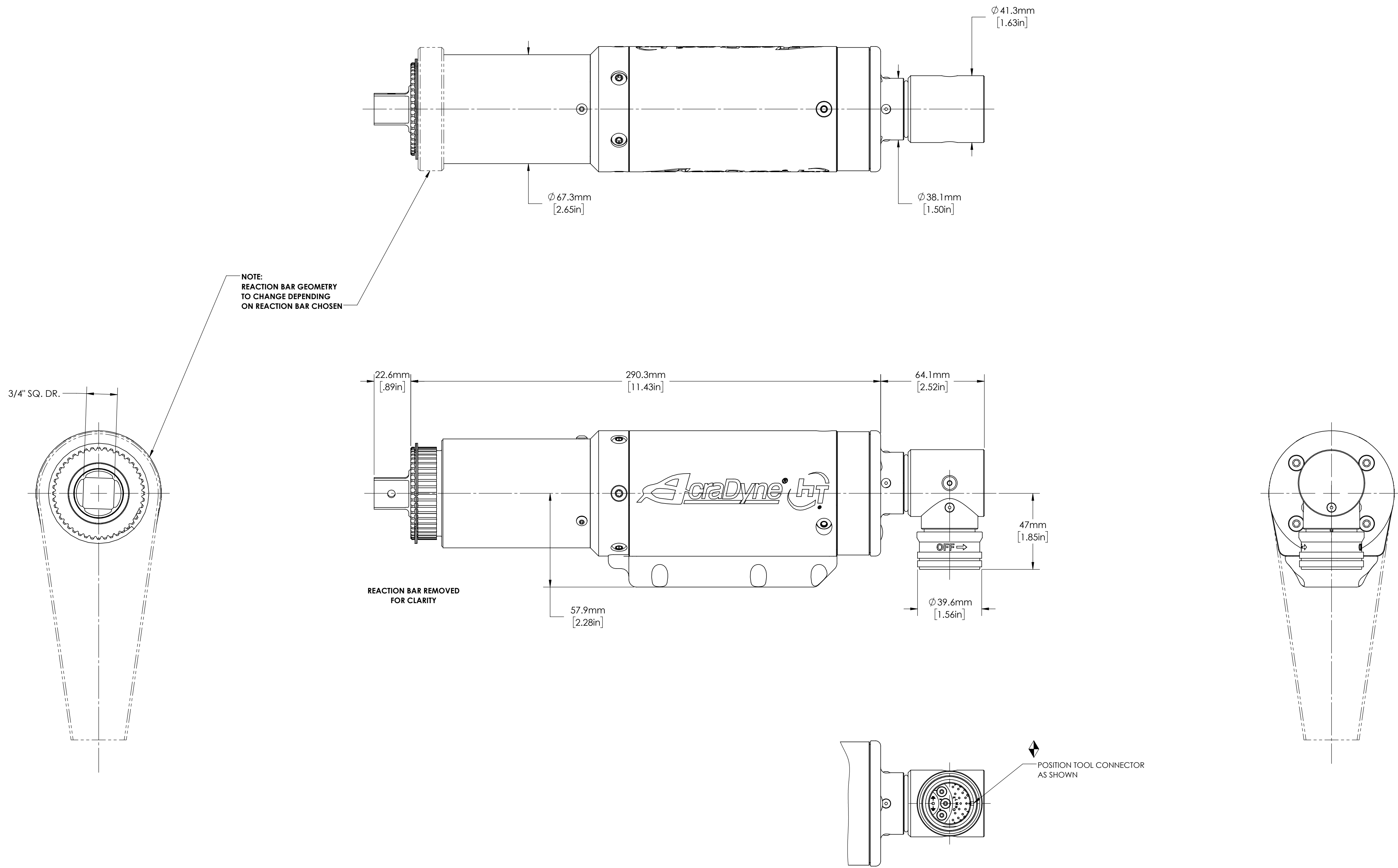
FIXTURED NUTRUNNER, 200Nm

SIZE	PART / DRAWING NUMBER	REVISION
D	AEF4A76200BB	B
SCALE 1:2	DO NOT SCALE DRAWING	SHEET 1 OF 2

COMMENTS	ITEM NO.	PART NUMBER	QTY.	DESCRIPTION
	1	26212	1	MOTOR ASM., 7000 SERIES
	2	31410	1	GROUND WIRE ASSEMBLY, 18 AWG, 6000 & 7000 HT SERIES
	3	27727	1	TID BOARD, POPULATED W/AMP
	4	25573	6	SCREW PHP 4-40 X 3/16 18-8 SS
	5	25574	4	STANDOFF M-F, 4-40x1/4, 3/16 HEX, SS
	6	29337	3	STANDOFF, M-F, 4-40 X 1/8, SS
	7	29336	1	TID BOARD WIRE INSULATOR
	8	29065	1	PINION EXTENSION, CLUTCH, TWIN SPIN
	9	26227	1	O-RING, MOTOR HOUSING
	10	31467	1	MOTOR ADAPTER, 7000-SERIES TO 6000-SERIES
	11	26488	1	O-RING, MOTOR HOUSING
	12	31476	1	GEARBOX ASM., 17.326:1, 200Nm
	13	26299	1	O-RING, PINION
	14	29279	6	SCREW, BHSC, 10-32 X 3/8, TORX HEAD, NYLON PELL-IT, STEEL
	15	20534	1	LABEL, SERIAL/MODEL NUMBER
	16	26226	1	O-RING, LED COVER
	17	26223	1	LED COVER
	18	26277	1	END CAP, "J" HANDLE
	19	26228	4	SCREW, BHSC 10-32X1.50, STEEL, BLACK OXIDE
	20	26525	1	PLUG 5/16"
	21	27231	1	RIGHT ANGLE ADAPTER, TOOL CONNECTOR
	22	26400	1	SHELL ADAPTER, TOOL CONNECTOR
	23	27660	1	TOOL CONNECTOR ASM., STRAIGHT
	24	25745	9	SCREW, BHSC 4-40 STEEL, BLACK OXIDE
	25	26088	2	SCREW, BHCS 8-32X.25, STEEL, BLACK OXIDE
NOT SHOWN	26	27464	A/R	TWISTED WAXED LINEN TWINE
	27	28211	1	(4) LINE MALE/FEMALE JUMPER ASM.
	28	26297	1	TRAY, WIRE, "D" & LEVER HANDLE
	29	31801	6	SCREW, BHSC 10-32 X .375, STAINLESS STEEL, BLK OXIDE
	30	26495	1	GEAR CASE COVER
	31	26319	3	SCREW, BHSC 6-32 X .188, 18-8 SS
	32	26896	1	CHOOSE REACTION BAR
	33	26514	1	RETAINING RING, SPIRAL, Ø2.441 X Ø2.105 X .078
	34	29285	6	SCREW, BHSC, 8-32 x .38, TORX HEAD, NYLON PELL-IT, BLK OXIDE
NOT SHOWN	35	24177	A/R	CLEAR SILICON, RTV 108
	36	25796	1	O-RING, TRANSDUCER



END CAP AND TOOL CONNECTOR REMOVED FOR CLARITY



DOCUMENT CONTROL
 PRINTED COPIES OF THIS DOCUMENT ARE CONSIDERED TO BE UNCONTROLLED DOCUMENTS. HOLDERS ARE RESPONSIBLE FOR VERIFYING THE CURRENT REVISION LEVEL WITH PURCHASING OR ENGINEERING PRIOR TO USE OR FABRICATION. THE CONTROLLED VERSION OF THIS DOCUMENT IS ELECTRONICALLY MAINTAINED.

PROPRIETARY AND CONFIDENTIAL
 THIS DRAWING CONTAINS INFORMATION STRICTLY CONFIDENTIAL TO ACRADYNE/AIMCO. IN THE ABSENCE OF EXPRESSED WRITTEN PERMISSION, ACRADYNE/AIMCO HAS LOANED THIS COPY WITH THE MUTUAL UNDERSTANDING THAT (A) IT WILL NOT BE USED FOR ANY PURPOSE OTHER THAN FOR THAT IN WHICH IT WAS PROVIDED, (B) THE DATA CONTAINED HEREIN WILL NOT BE DISCLOSED TO OTHERS, (C) IT WILL NOT BE REPRODUCED, AND (D) IT WILL BE RETURNED TO ACRADYNE/AIMCO IMMEDIATELY UPON DEMAND.

REVISION LEVEL	REVISION RELEASE DATE	DESCRIPTION OF CHANGES MADE TO PART	ECN #	AUTHOR/ APPROVAL

REVISION BLOCK

UNLESS OTHERWISE SPECIFIED, DIMENSIONS ARE IN INCHES
 DIMENSIONS AND TOLERANCING PER ANSI Y14.5
 SURFACE ROUGHNESS PER ANSI Y14.36

BLOCK TOLERANCING PER DECIMAL:
 .X = ±.030 .XX = ±.010 .XXX = ±.005 .XXXX = ±.0005
 ANGLE = ±0° 30'

REMOVE BURRS AND SHARP EDGES: R.015 MAX
 MACHINE SURFACE FINISH: 125 RMS OR BETTER

DRAWINGS AND TECHNICAL DOCUMENTS CONTROLLED BY:
ACRADYNE MECHANICAL ENGINEERING

FIXTURED NUTRUNNER, 200Nm		
7000 SERIES		
SIZE	PART / DRAWING NUMBER	REVISION
D	AEF4A76200BB	B
SCALE 3:4	DO NOT SCALE DRAWING	SHEET 2 OF 2