

COMMENTS	ITEM NO.	PART NUMBER	QTY.	DESCRIPTION
	1	26481	1	MOTOR ASM.
	2	25574	4	STANDOFF M-F, 4-40x1/4, 3/16 HEX, SS
	3	27785	1	TID BOARD, POPULATED W/O AMP CIRCUIT
	4	25573	7	SCREW PHP 4-40 X 3/16 18-8 SS
	5	20534	1	SERIAL/MODEL LABEL
	6	26487	2	O-RING, LED COVER
	7	26483	1	LED COVER
	8	26463	1	END CAP, "D" HANDLE
	9	26228	4	SCREW, BHSC 10-32X1.50, STEEL, BLACK OXIDE
	10	26276	1	"D" / "J" HANDLE
	11	26488	2	O-RING, MOTOR HOUSING
	12	SEE CHART	1	GEARBOX ASM.
	13	29273	6	SCREW, BHSC, 8-32 X .25, TORX HEAD, NYLON PELL-IT, BLK OXIDE
	14	27972	1	CLUTCH PLATE, SLIP RING INNER
	15	28174	4	SPRING, COMPRESSION
	16	20105	4	DETENT BALL
	17	27994	6	DOWEL PIN, Ø.0938 X .1875 LG., STEEL
	18	28000	1	CABLE TIE-MOUNT
	19	28257	4	CABLE TIE, 1.65MM W X 71MM LG
	20	24940	1	SCREW, FHSC 4-40 X .25 LG., STEEL, BLACK OXIDE
	21	28276	1	SLIP RING OUTER PLATE SUB-ASM.
	22	25745	6	SCREW, BHSC 4-40 STEEL, BLACK OXIDE
SEE WORK INSTRUCTIONS W2047	23	SEE CHART	1	SLIP RING SET
	24	27993	6	SCREW, FHPM, 2-56X.188, 18-8SS, PLAIN
	25	27204	1	O-RING, OUTER CLUTCH PLATE
	26	20909	2	BALL BEARING, .7974 X 1.2598 X .2760 IN
	27	26887	1	BEARING RETAINER, INNER
	28	26884	1	BEARING RETAINER, OUTER
	29	27974	1	SLIP RING PINION ADAPTOR, CLUTCH
	30	26299	2	O-RING, PINION
	31	29285	6	SCREW, BHSC, 8-32 x .38, TORX HEAD, NYLON PELL-IT, BLK OXIDE
	32	25212	1	SWITCH SUB-ASSEMBLY
NOT SHOWN	33	26526	1	TRIGGER CABLE ASM.
	34	26288	1	TOOL CONNECTOR ASM., PISTOL
	35	26206	6	SCREW, BHSC 10-32 X .375, STEEL
	36	26495	1	GEAR CASE COVER
	37	26319	3	SCREW, BHSC 6-32 X .188, 18-8 SS
	38	26896	1	CHOOSE REACTION BAR
	39	26514	1	RETAINING RING, SPIRAL, Ø2.441 X Ø2.105 X .078
	40	26297	1	TRAY, WIRE, "D" & LEVER HANDLE
	41	26458	4	SCREW, SHC 10-32 X .44 LG., STEEL, BLACK OXIDE
	42	27464	A/R	TWISTED WAXED LINEN TWINE
	43	29337	3	STANDOFF, M-F, 4-40 X 1/8, SS
	44	29336	1	TID BOARD WIRE INSULATOR
	45	31410	1	GROUND WIRE ASSEMBLY, 18 AWG, 6000 & 7000 HT SERIES


NOTE: SEE WORK INSTRUCTION DOCUMENT "W2047" FOR COMPLETE ASSEMBLY INSTRUCTIONS.

MODEL NO.	GEARBOX ASM.	SLIP RING SET
AED4B66250B	28658	27981.005
AED4B66425B	28798	27981.006
AED4B6625B	28108	27981.007
AED4B66925B	28109	27981.008

ASSEMBLY INSTRUCTIONS
SUB-ASSEMBLY

- GEARS & SPLINES: LUBRICATE WITH DOW CORNING MOLYKOTE BR2 PLUS GREASE.
- BEARINGS: LUBRICATE WITH CHEVRON SR1 GREASE
- O-RINGS: LUBRICATE WITH O-RING LUBE

DETAIL A
SCALE 1:1



DOCUMENT CONTROL
PRINTED COPIES OF THIS DOCUMENT ARE CONSIDERED TO BE UNCONTROLLED DOCUMENTS. HOLDERS ARE RESPONSIBLE FOR VERIFYING THE CURRENT REVISION LEVEL WITH PURCHASING OR ENGINEERING PRIOR TO USE OR FABRICATION. THE CONTROLLED VERSION OF THIS DOCUMENT IS ELECTRONICALLY MAINTAINED.

PROPRIETARY AND CONFIDENTIAL
THIS DRAWING CONTAINS INFORMATION STRICTLY CONFIDENTIAL TO ACRADYNE/AIMCO. IN THE ABSENCE OF EXPRESSED WRITTEN PERMISSION, ACRADYNE/AIMCO HAS LOANED THIS COPY WITH THE MUTUAL UNDERSTANDING THAT (A) IT WILL NOT BE USED FOR ANY PURPOSE OTHER THAN FOR THAT IN WHICH IT WAS PROVIDED, (B) THE DATA CONTAINED HEREIN WILL NOT BE DISCLOSED TO OTHERS, (C) IT WILL NOT BE REPRODUCED, AND (D) IT WILL BE RETURNED TO ACRADYNE/AIMCO IMMEDIATELY UPON DEMAND.

REVISION LEVEL	REVISION RELEASE DATE	DESCRIPTION OF CHANGES MADE TO PART	ECN #	AUTHOR / APPROVAL
REVISION BLOCK				

UNLESS OTHERWISE SPECIFIED, DIMENSIONS ARE IN INCHES
DIMENSIONS AND TOLERANCING PER ANSI Y14.5 SURFACE ROUGHNESS PER ANSI Y14.36

BLOCK TOLERANCING PER DECIMAL:
X = ±.030 XX = ±.010 XXX = ±.005 XXXX = ±.0005 ANGLE = ±0°30'

REMOVE BURRS AND SHARP EDGES: R.015 MAX MACHINE SURFACE FINISH: 125 RMS OR BETTER

DRAWINGS AND TECHNICAL DOCUMENTS CONTROLLED BY:
ACRADYNE MECHANICAL ENGINEERING

"D" HANDLE NUTRUNNER W/SLIP RING CLUTCH 6000 SERIES

SIZE	PART / DRAWING NUMBER	REVISION
D	AED4B66__B	B

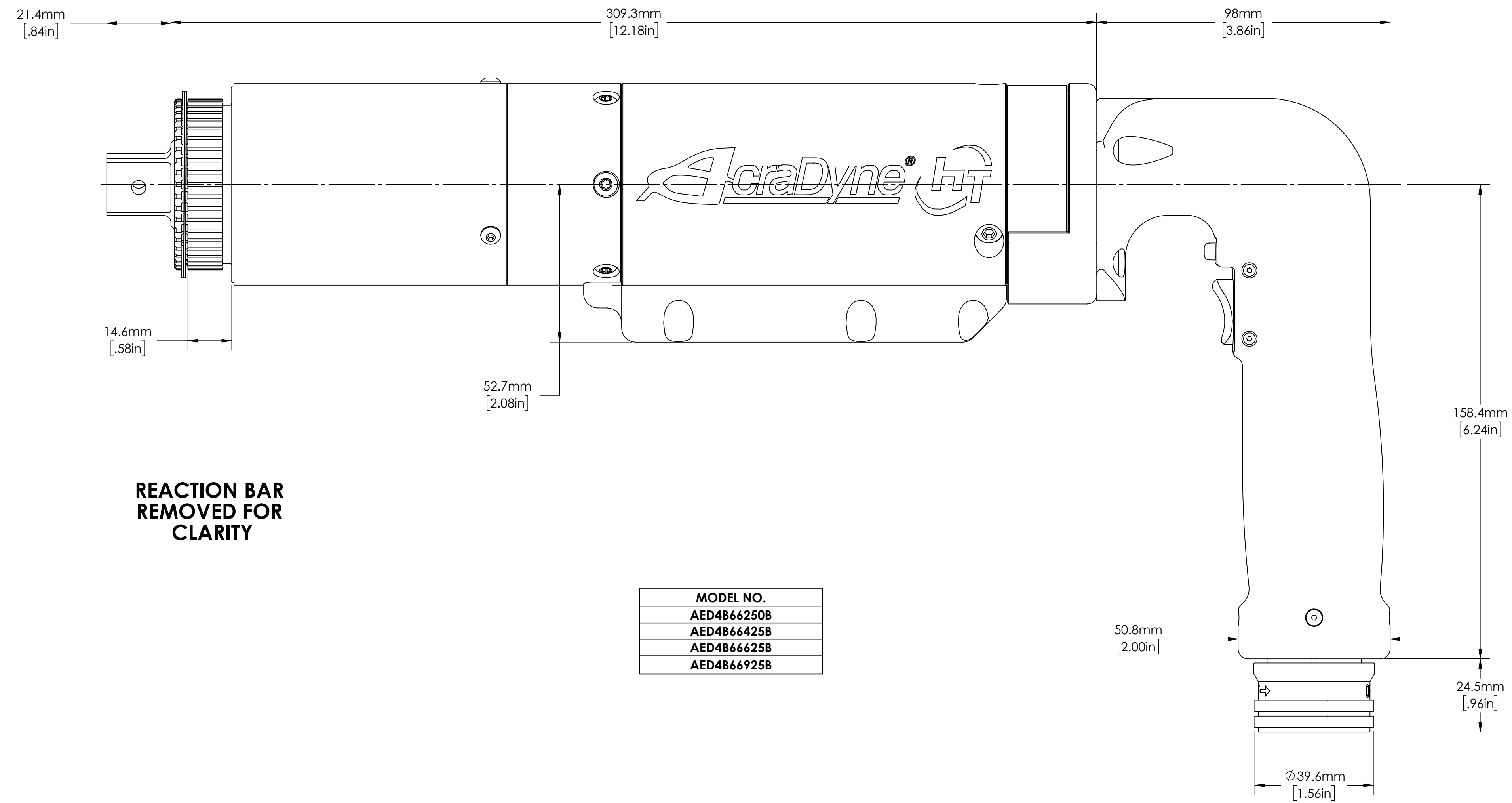
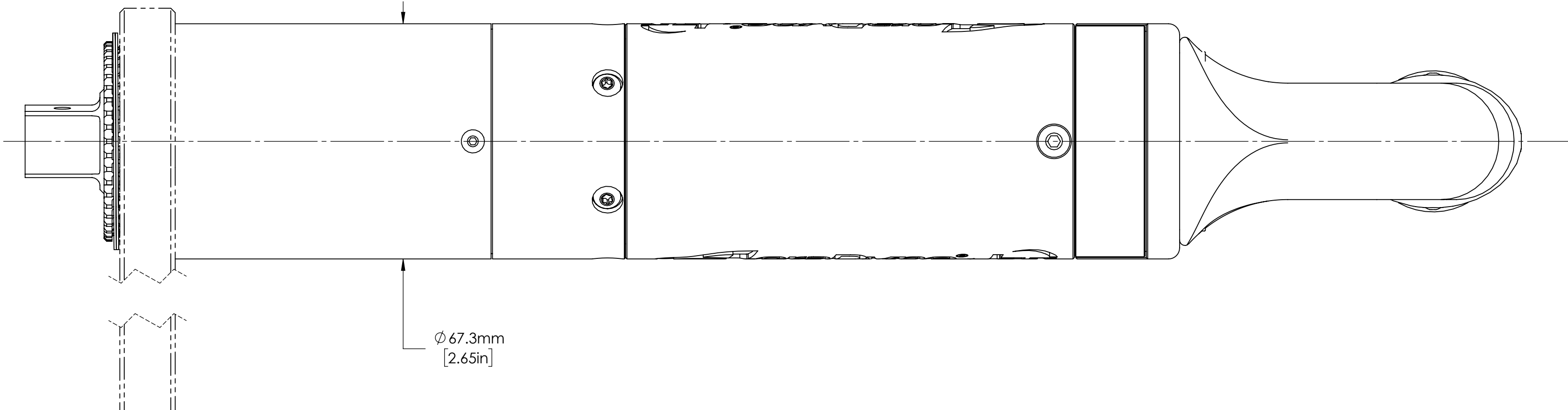
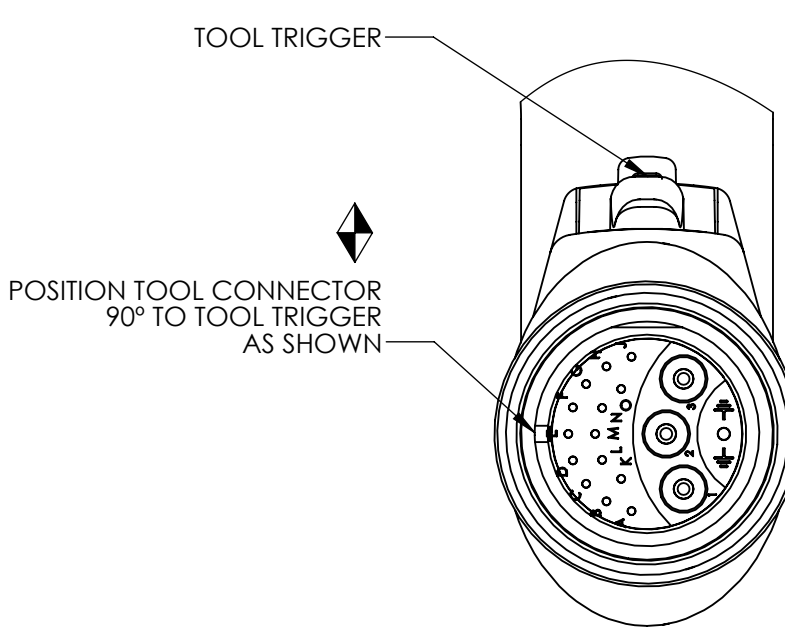
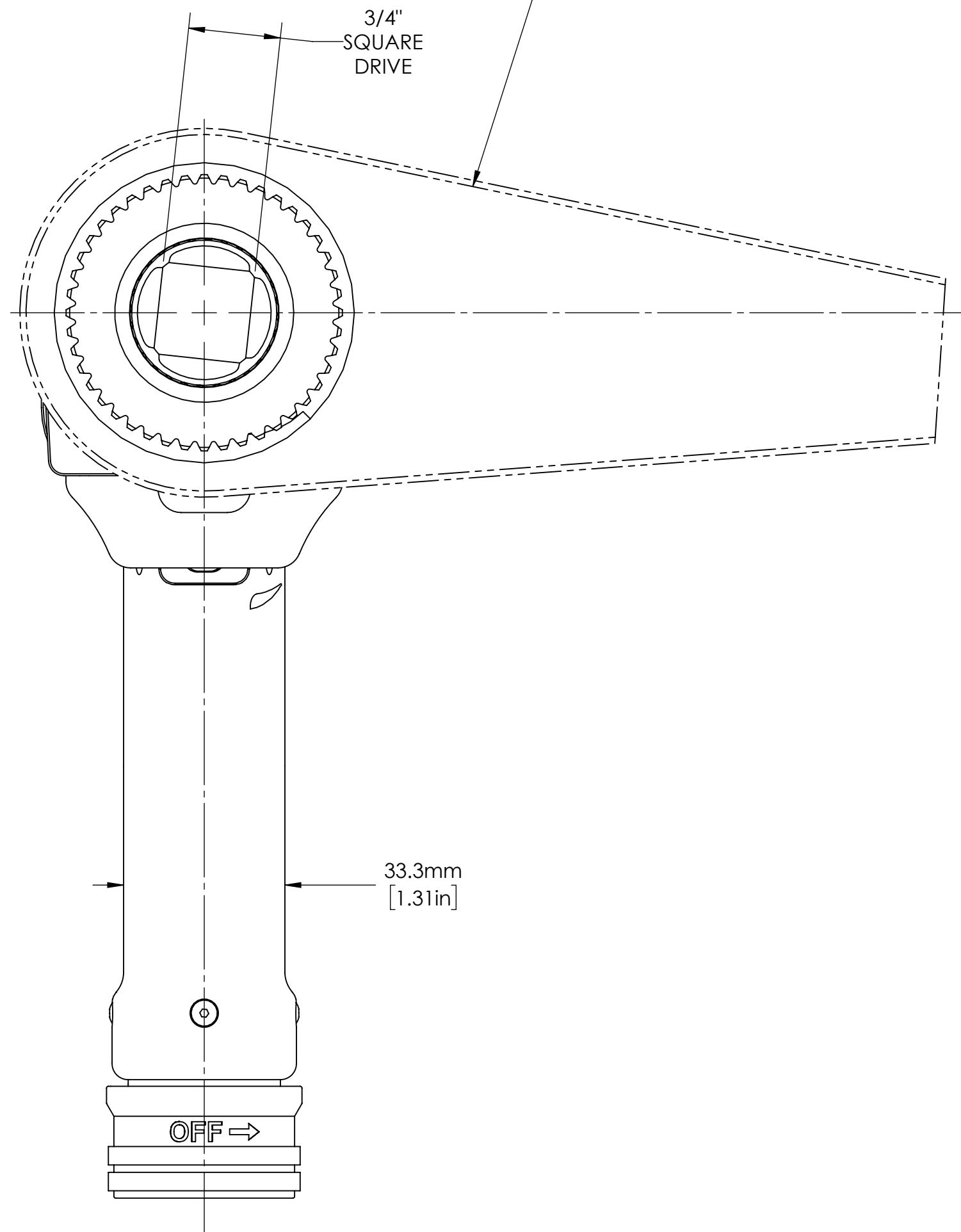
SCALE 1:2 DO NOT SCALE DRAWING SHEET 1 OF 2

8 7 6 5 4 3 2 1

F
E
D
C
B
A

F
E
D
C
B
A

**NOTE:
REACTION BAR GEOMETRY
TO CHANGE DEPENDING
ON REACTION BAR CHOSEN**



MODEL NO.
AED4B66250B
AED4B66425B
AED4B66625B
AED4B66925B



DOCUMENT CONTROL
PRINTED COPIES OF THIS DOCUMENT ARE CONSIDERED TO BE UNCONTROLLED DOCUMENTS. HOLDERS ARE RESPONSIBLE FOR VERIFYING THE CURRENT REVISION LEVEL WITH PURCHASING OR ENGINEERING PRIOR TO USE OR FABRICATION. THE CONTROLLED VERSION OF THIS DOCUMENT IS ELECTRONICALLY MAINTAINED.

PROPRIETARY AND CONFIDENTIAL
THIS DRAWING CONTAINS INFORMATION STRICTLY CONFIDENTIAL TO ACRADYNE/AIMCO. IN THE ABSENCE OF EXPRESSED WRITTEN PERMISSION, ACRADYNE/AIMCO HAS LOANED THIS COPY WITH THE MUTUAL UNDERSTANDING THAT (A) IT WILL NOT BE USED FOR ANY PURPOSE OTHER THAN FOR THAT IN WHICH IT WAS PROVIDED, (B) THE DATA CONTAINED HEREIN WILL NOT BE DISCLOSED TO OTHERS, (C) IT WILL NOT BE REPRODUCED, AND (D) IT WILL BE RETURNED TO ACRADYNE/AIMCO IMMEDIATELY UPON DEMAND.

REVISION LEVEL	REVISION RELEASE DATE	DESCRIPTION OF CHANGES MADE TO PART	ECN #	AUTHOR/ APPROVAL

REVISION BLOCK

UNLESS OTHERWISE SPECIFIED, DIMENSIONS ARE IN INCHES
DIMENSIONS AND TOLERANCING PER ANSI Y14.5
SURFACE ROUGHNESS PER ANSI Y14.36

BLOCK TOLERANCING PER DECIMAL:
X = ±.030 XX = ±.010 XXX = ±.005 XXXX = ±.0005
ANGLE = ±0° 30'

REMOVE BURRS AND SHARP EDGES: R.015 MAX
MACHINE SURFACE FINISH: 125 RMS OR BETTER

DRAWINGS AND TECHNICAL DOCUMENTS CONTROLLED BY:
ACRADYNE MECHANICAL ENGINEERING

**"D" HANDLE NUTRUNNER
W/SLIP RING CLUTCH
6000 SERIES**

SIZE D	PART / DRAWING NUMBER AED4B66__B	REVISION B
SCALE 1:1	DO NOT SCALE DRAWING	SHEET 2 OF 2