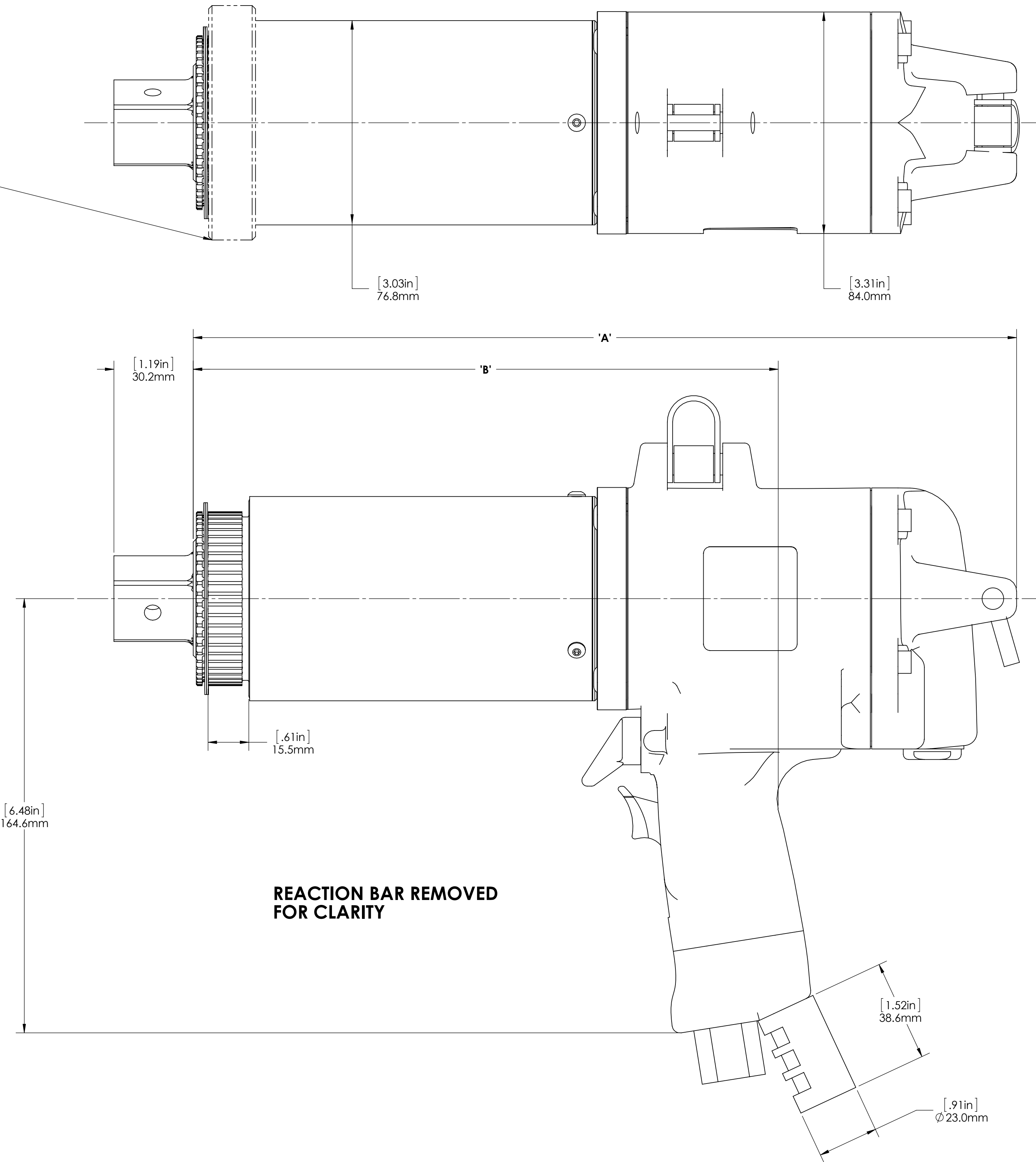
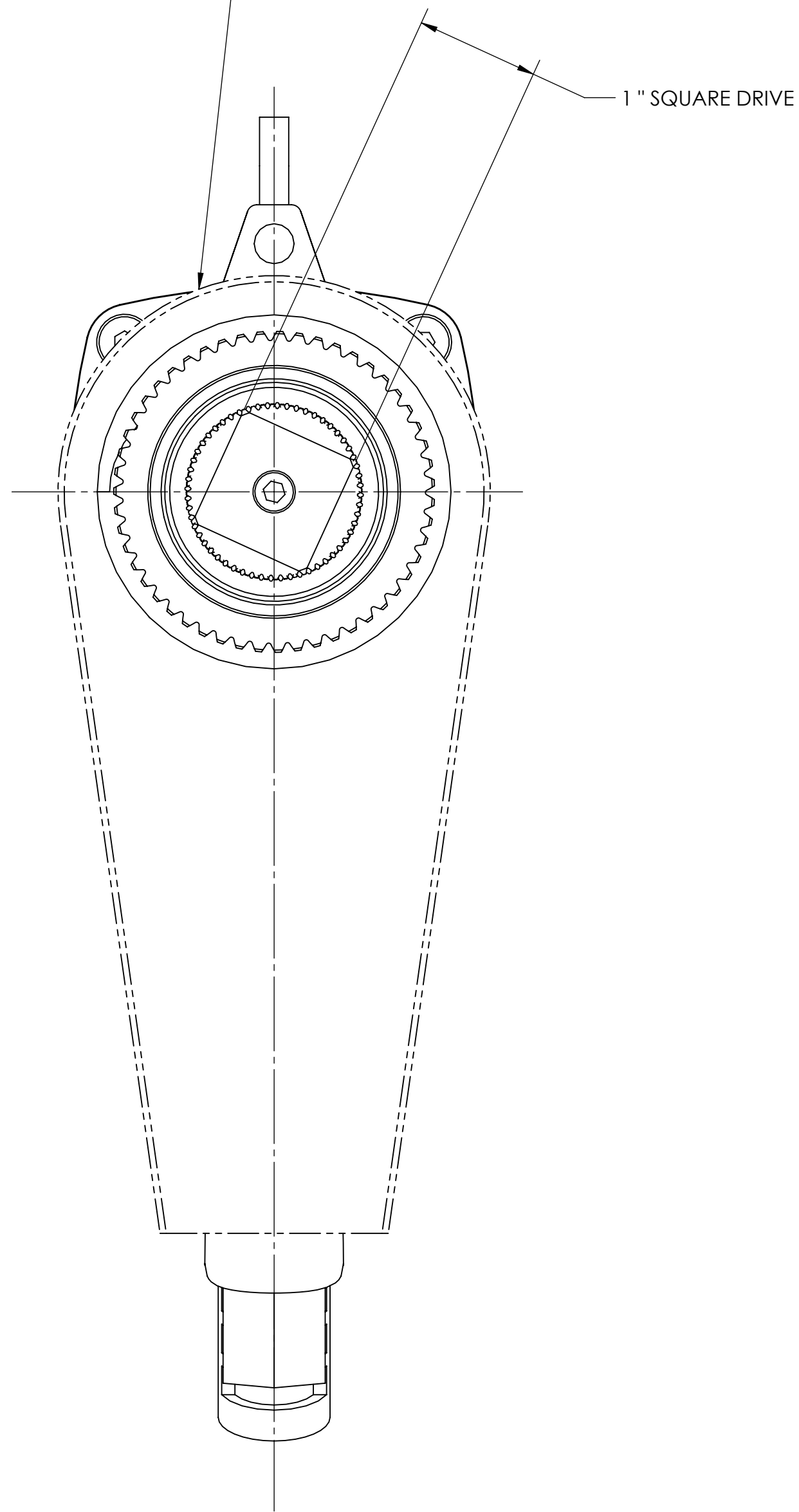





**NOTE:  
REACTION BAR GEOMETRY  
TO CHANGE DEPENDING  
ON REACTION BAR CHOSEN**



MODEL	'A'	'B'
AAP1B771350A	10.86in / 275.7mm	7.29in / 185.3mm
AAP1B771800A	12.30in / 312.3mm	8.73in / 221.9mm
AAP1B772950A	12.30in / 312.3mm	8.73in / 221.9mm



**DOCUMENT CONTROL**  
PRINTED COPIES OF THIS DOCUMENT ARE CONSIDERED TO BE UNCONTROLLED DOCUMENTS. HOLDERS ARE RESPONSIBLE FOR VERIFYING THE CURRENT REVISION LEVEL WITH PURCHASING OR ENGINEERING PRIOR TO USE OR FABRICATION. THE CONTROLLED VERSION OF THIS DOCUMENT IS ELECTRONICALLY MAINTAINED.

**PROPRIETARY AND CONFIDENTIAL**  
THIS DRAWING CONTAINS INFORMATION STRICTLY CONFIDENTIAL TO ACRADYNE/AIMCO. IN THE ABSENCE OF EXPRESSED WRITTEN PERMISSION, ACRADYNE/AIMCO HAS LOANED THIS COPY WITH THE MUTUAL UNDERSTANDING THAT (A) IT WILL NOT BE USED FOR ANY PURPOSE OTHER THAN FOR THAT IN WHICH IT WAS PROVIDED, (B) THE DATA CONTAINED HEREIN WILL NOT BE DISCLOSED TO OTHERS, (C) IT WILL NOT BE REPRODUCED, AND (D) IT WILL BE RETURNED TO ACRADYNE/AIMCO IMMEDIATELY UPON DEMAND.

REVISION LEVEL	REVISION RELEASE DATE	DESCRIPTION OF CHANGES MADE TO PART	ECN #	AUTHOR/ APPROVAL
<b>REVISION BLOCK</b>				

**UNLESS OTHERWISE SPECIFIED, DIMENSIONS ARE IN INCHES**  
DIMENSIONS AND TOLERANCING PER ANSI Y14.5  
SURFACE ROUGHNESS PER ANSI Y14.36

**BLOCK TOLERANCING PER DECIMAL:**  
X = ±.030 XX = ±.010 XXX = ±.005 XXXX = ±.0005  
ANGLE = ±0° 30'

REMOVE BURRS AND SHARP EDGES: R.015 MAX  
MACHINE SURFACE FINISH: 125 RMS OR BETTER

DRAWINGS AND TECHNICAL DOCUMENTS CONTROLLED BY:  
**ACRADYNE MECHANICAL ENGINEERING**

**HT AIR PISTOL NUTRUNNER  
7000 - SERIES**

SIZE	PART / DRAWING NUMBER	REVISION
<b>D</b>	<b>AAP1B77_ _ _ A</b>	<b>A</b>

SCALE: 1:1 DO NOT SCALE DRAWING SHEET 2 OF 2