



# *Signature Series*

**PRECISION CORDLESS TOOLS**

SOLUTIONS FOR PRECISION FASTENING APPLICATIONS



**ACHIEVING ASSEMBLY EXCELLENCE**

**Signature Series CORDLESS TOOLS**

Introducing a **NEW** standard in cordless tools



**Impact Shut-Off**



**Precision Clutch Shut-Off**

Simple to use, yet superior in performance, AIMCO's **Signature Series** tools provide the quality and reliability required to meet the needs of today's cordless tool applications.

**Signature Series** cordless tools provide repeatable torque performance ranging from .8–120 Nm (.6–89 ft-lb). Ergonomic handle design provides optimal balance and comfort to the operator.

Li-Ion battery technologies and high-efficiency tool motors provide more fastening cycles per battery charge.



**Precision Clutch Shut-Off**

## SHUT-OFF IMPACT TOOLS

Tested and **PROVEN** to **BEAT** the competition in vibration and noise levels. These tools outperform the competition in number of rundowns per battery charge.

The **Signature Series** Impact Shut-Off Pistol Tool can operate as a standard impact wrench or as an impact wrench with a programmable shut-off point, preventing over-torquing. These innovative tools deliver a torque range of 3–120 Nm (2–89 ft-lb). No torque reaction, coupled with the ergonomic, lightweight design and reduced vibration, helps to prevent user injury.



MODEL	TORQUE RANGE		MAX TORQUE		FREE SPEED	BATTERY (V)	WEIGHT		ANVIL SIZE	NOISE LEVEL dB(A)
	NM	FT-LB	NM	FT-LB			LB	KG		
SIW-P2525Q	3 - 25	2 - 18	40	30	2,400	18	2.2	1	1/4 QC	71
SIW-P3225Q	6 - 32	4 - 24	90	66	2,400	18	2.2	1	1/4 QC	71
SIW-P3238	6 - 32	4 - 24	90	66	2,400	18	2.2	1	3/8 Sq Dr	71
SIW-P5538	15 - 55	11 - 41	120	90	2,400	18	2.4	1.1	3/8 Sq Dr	71
SIW-P5550	15 - 55	11 - 41	120	90	2,400	18	2.4	1.1	1/2 Sq Dr	71
SIW-P10050	25 - 100	18 - 74	180	133	2,400	18	2.4	1.1	1/2 Sq Dr	71
SIW-P12050	30 - 120	22 - 89	210	155	2,400	18	2.9	1.3	1/2 Sq Dr	71

Shut-Off Impact Tools Include: Body Jacket, Bail, and one (1) 18V Li-Ion Battery

Battery and Battery Charger

The **Signature Series** Shut-Off Impact Tool battery features a slim profile design and a slide mount connection to the tool, which ensures durability and makes changing out batteries quick and easy.



SIW-B18LI



SIW-C18



BATTERY MODEL #	VOLTAGE / CAPACITY	TYPE
SIW-B18LI	18V, 2.0 Ah	Li-Ion
SIW-B18LI-HC	18V, 4.0 Ah	Li-Ion
CHARGER MODEL #	OUTPUT	INPUT
SIW-C18	18V-19.2V, 4.0 A	100-240VAC, 50-60 Hz



ACCESSORIES

MODEL #	DESCRIPTION
BJ10091	Grey Body Jacket Cover
SIW-PBL	Suspension Bail
SIW-38PR	Pin Retainer Kit, 3/8" Drive
SIW-50PR	Pin Retainer Kit, 1/2" Drive



BJ10091



SIW-PBL

PRECISION CLUTCH TOOLS

Quick shut-off, precision clutch minimizes torque reaction, ensuring precise application of torque.

**Signature Series** precision clutch tools feature a quick-releasing clutch that delivers accuracy across multiple joint types. Constructed of precision machined parts, this tool guarantees accuracy and durability over the life of the tool.

Whether the application is made up of soft or hard materials, **Signature Series** tools deliver the required accuracy.

Precision Clutch Pistol Grip Tool

The ergonomic handle design provides the operator excellent balance and weight and is ideal for accessing hard-to-reach locations. With a wide range of torque outputs and speeds, **Signature Series** Precision Clutch Cordless tools provide the solution that is right for your specific application.



MODEL	TORQUE RANGE		FREE SPEED RPM RANGE (PROGRAMMABLE WITH PROGRAMMER ACCESSORY)	BATTERY VOLTAGE	TOOL WEIGHT (W/O BATTERY)		ANVIL SIZE
	NM	FT-LB			LB	KG	
Pistol Grip*							
SPC-P2325Q	.8 - 3	.6 - 2.2	500 - 1,550	18V	2.1	.95	1/4" hex
SPC-P2625Q	1 - 6	.7 - 4.4	300 - 1,000	18V	2.1	.95	1/4" hex
SPC-P2925Q	1.5 - 9	1.1 - 6.6	300 - 800	18V	2.1	.95	1/4" hex
SPC-P21225Q	2 - 12	1.5 - 8.8	250 - 600	18V	2.1	.95	1/4" hex

\* Pistol Grip Tools include: Torque Adjustment Tool and one (1) 18V Li-Ion Battery

## PRECISION CLUTCH RIGHT ANGLE TOOLS

Signature Series Right Angle Nutrunners provide outstanding ergonomics, superior weight distribution, and long battery life. The tools deliver torque ranges from 3–100 Nm (2.2–74 ft-lb).



MODEL	TORQUE RANGE		FREE SPEED RPM RANGE (PROGRAMMABLE WITH PROGRAMMER ACCESSORY)	BATTERY VOLTAGE	TOOL WEIGHT (W/O BATTERY)		ANVIL SIZE
	NM	FT-LB			LB	KG	
Right Angle Nutrunner*							
SPC-A21025Q	3 - 12	2.2 - 8.8	400 - 1,000	18V	3.5	1.6	1/4" hex
SPC-A21025	3 - 12	2.2 - 8.8	400 - 1,000	18V	3.5	1.6	1/4" Sq
SPC-A21038	3 - 12	2.2 - 8.8	400 - 1,000	18V	3.5	1.6	3/8" Sq
SPC-A21625Q	5 - 18	3.7 - 13.3	300 - 600	18V	3.5	1.6	1/4" hex
SPC-A21625	5 - 18	3.7 - 13.3	300 - 600	18V	3.5	1.6	1/4" Sq
SPC-A21638	5 - 18	3.7 - 13.3	300 - 600	18V	3.5	1.6	3/8" Sq
SPC-A23038	8 - 30	5.9 - 22	250 - 480	18V	3.5	1.6	3/8" Sq
SPC-A23538	10 - 35	7.4 - 25.8	220 - 330	18V	3.5	1.6	3/8" Sq
SPC-A25038	10 - 50	7.4 - 37	200 Non-Programmable Fixed Speed**	18V	5.3	2.4	3/8" Sq
SPC-A27038	20 - 70	14.8 - 51.7	170 Non-Programmable Fixed Speed**	18V	6.3	2.9	3/8" Sq
SPC-A210050	35 - 100	26 - 74	119 Non-Programmable Fixed Speed**	18V	7.4	3.4	1/2" Sq

\* Angle Nutrunners include: Torque Adjustment Tool, Head Indexing Spanner Wrench, and one (1) 18V Li-Ion Battery

\*\* High torque tools feature fixed RPM

**Battery and Battery Charger**

**BATTERY AND CHARGER**

The AIMCO **Signature Series** Precision Clutch Tool battery and charging system could not be more simple. One universal battery and charger interface with all of the **Signature Series** Precision Clutch tools. Each tool utilizes the same lightweight 18V Li-Ion battery, which provides superior battery life. The charger accepts input AC power of 100–240VAC, making use simple anywhere in the world.



**SPC-B218LI**

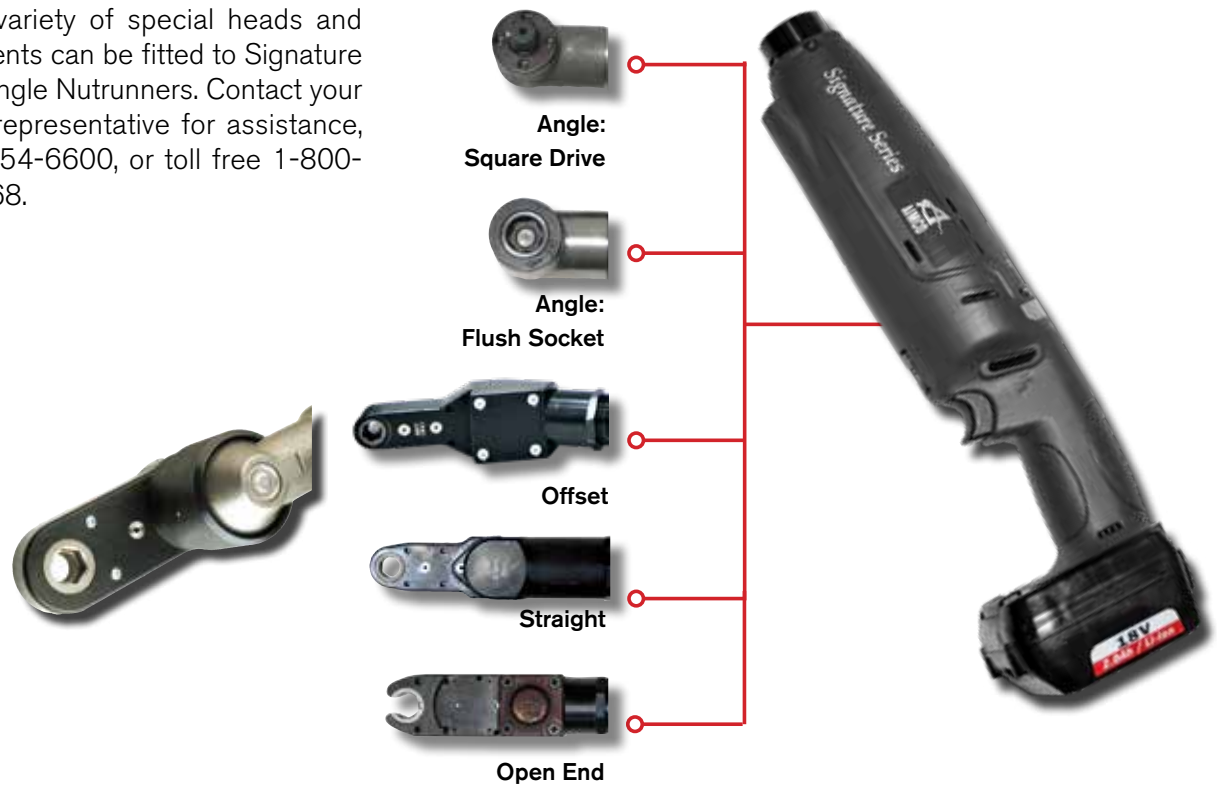


**SPC-C218-19**

BATTERY MODEL #	VOLTAGE	TYPE	CAPACITY	WEIGHT
SPC-B218LI	18V	Li-Ion	2.0 Ah	.8 Lb/.4 kg
SPC-B218LI-HC	18V	Li-Ion	4.0 Ah	1.4 Lb/.64 kg
CHARGER MODEL #	OUTPUT	INPUT	DIMENSIONS (W/O BATTERY)	WEIGHT
SPC-C218-19	18V-19.2V 3.0 A	100-240VAC 50-60 Hz	6.25" deep x 5" wide x 3.5" tall 158.75 mm x 127 mm x 89 mm	1.2 Lb/.54 kg

**Precision Clutch Angle Tool Attachments**

A wide variety of special heads and attachments can be fitted to Signature Series Angle Nutrunners. Contact your AIMCO representative for assistance, 1-503-254-6600, or toll free 1-800-852-1368.



## TOOL SPEED PROGRAMMER



SPC-2PGM

Each **Signature Series** battery tool has programmable features that enhance operator efficiency. Programmable features include:

- Tool speed control from minimum (1,500 rpm) to maximum (2,400 rpm) speed in 50 rpm increments
- Forward/Reverse Mode - Three setting options
- Two-stage trigger delay control
- Screw count / impact count
- Supervisor level “lock-out” control

Additionally, the **Signature Series** battery tool has an integrated mini USB connector that couples to the **Signature Series** Programmer module. Simply connect the tool to the Programmer Module and flash the tool to the desired RPM. The programmed RPM will remain until a change is desired.

## BODY JACKETS

Body jackets prevent damage to the workpiece.

MODEL	DESCRIPTION
 BJ10082	Clear Body Jacket for Signature Series Precision Clutch Pistol Tools
 BJ10083	Clear Body Jacket for Signature Series Precision Clutch Angle Nutrunners
 BJ10091	Grey Body Cover for Signature Series Shut-Off Impact Wrench

## HOLSTERS



AIMCO offers right-hand and left-hand holsters for pistol and right angle tools.

**SPC-P-HL-LH for Left Hand**  
**SPC-P-HL-RH for Right Hand**



## QUICK CLIP

The two piece Quick Clip comes with a belt clip and a stretch cord attachment for the Signature Series Precision Clutch pistol tool. The patented ball feature allows for quick and easy release.

SPC-QC





ATC-10  
ATC-25  
ATC-100  
ATC-250  
ATC-500  
ATC-750  
ATC-1800



ATC-150F  
ATC-250F  
ATC-500F  
ATC-750F



## AUDITOR TORQUE CUBE

The Auditor Torque Cube (ATC) is a compact, versatile desktop tester that provides a multitude of capabilities. The ATC is designed to test hand or power tools with the following:

- Peak, first peak, and track modes
- Multiple engineering units
- Manual and auto clear function
- Multiple frequency response settings
- Bi-directional use and accuracy
- Accuracy is better than 1% of indicated reading top 90% of range
- Serial data output
- Memory: 999 data samples
- Battery and/or mains powered

Because precision and quality are critical, you can depend on our testers to calibrate and certify your tools. Whether you are assembling large complicated systems or small precise time pieces, AIMCO provides the best system for your application. Our instruments have been judged "best in class" by independent National Standards laboratories. Auditor Torque Cube is rugged enough to test and verify tools at "point of use" while still being accurate enough to calibrate hand and power tools.

Each tester is shipped with a mains/battery charger power cord, a hex to allen drive bit, and a bolting template. Models with max torque of 1,000 ft-lb or less also include a joint rundown fixture. The ATC can be positioned vertically or horizontally for the ergonomic testing of inline or pistol grip tools.

MODEL	RECOMMENDED TORQUE RANGE		WEIGHT		W X H X D		SQUARE DRIVE IN
	NM	IN-LB/FT-LB	KG	LB	MM	IN	
Vertical Configuration							
ATC-10	0.13 - 1.13	1 - 10 in-lb	1.13	2.5	79 x 95 x 83	3.13 x 3.75 x 3.25	1/4
ATC-25	0.28 - 2.83	2.5 - 25 in-lb	1.13	2.5	79 x 95 x 83	3.13 x 3.75 x 3.25	1/4
ATC-100	1.13 - 11.3	10 - 100 in-lb	1.13	2.5	79 x 95 x 83	3.13 x 3.75 x 3.25	1/4
ATC-250	2.83 - 28.3	25 - 250 in-lb	1.13	2.5	79 x 95 x 83	3.13 x 3.75 x 3.25	3/8
ATC-500	5.65 - 56.5	50 - 500 in-lb	1.13	2.5	79 x 95 x 83	3.13 x 3.75 x 3.25	3/8
ATC-750	8.47 - 84.8	75 - 750 in-lb	1.13	2.5	79 x 95 x 83	3.13 x 3.75 x 3.25	3/8
ATC-1800	21.2 - 203	188 - 1,800 in-lb	1.13	2.5	79 x 95 x 83	3.13 x 3.75 x 3.25	1/2
Horizontal Configuration							
ATC-150F	20 - 200	15 - 150 ft-lb	2.25	5	79 x 95 x 83	3.13 x 3.75 x 3.25	1/2
ATC-250F	34 - 340	25 - 250 ft-lb	2.25	5	79 x 95 x 83	3.13 x 3.75 x 3.25	1/2
ATC-500F	68 - 678	50 - 500 ft-lb	2.25	5	79 x 95 x 83	3.13 x 3.75 x 3.25	3/4
ATC-750F	102 - 1,017	75 - 750 ft-lb	2.25	5	79 x 95 x 83	3.13 x 3.75 x 3.25	3/4



AUET



AUET/MTM



AUET/MTM-DC

## AUDITOR™ UNIVERSAL ELECTRONIC TESTERS

Auditor Universal Electronic Testers (AUET) have a broad range of features to accommodate most requirements. They are designed to be bench-top mounted and are available in several configurations and various single or multiple torque ranges. Onboard memory allows you to capture 999 torque event readings. The testers are also available in file capability (DC) models that require PC software Auditor Tool Manager (ATM).

Instruments up to 1,000 in-lb are supplied with rundown adapters/joint kits. Rundown kits for larger instruments can be ordered separately. AUET/MTM units are supplied with an external transducer port and selector switch for connecting additional transducers.

AUET testers utilize the same transducers as the ATC instruments, providing the same high quality accuracy and durability. The common interface makes the Auditor tester extremely user friendly.



### SINGLE TRANSDUCER MODELS

MODEL*	RECOMMENDED TORQUE RANGE	
	KGf-CM/NM	IN-OZ/IN-LB
AUET-050(-DC)	0.4 - 3.6 kgf-cm	5 - 50 in-oz
AUET-0100(-DC)	0.7 - 7.2 kgf-cm	10 - 100 in-oz
AUET-10(-DC)	1.1 - 11.5 kgf-cm	1 - 10 in-lb
AUET-50(-DC)	0.5 - 5.6 Nm	5 - 50 in-lb
AUET-100(-DC)	1.1 - 11.3 Nm	10 - 100 in-lb
AUET-250(-DC)	2.8 - 28.3 Nm	25 - 250 in-lb
AUET-500(-DC)	5.7 - 56.5 Nm	50 - 500 in-lb
AUET-1000(-DC)	11.3 - 113 Nm	100 - 1,000 in-lb
AUET-1200(-DC)	13.6 - 135.6 Nm	120 - 1,200 in-lb
AUET-1800(-DC)	20.3 - 203.4 Nm	180 - 1,800 in-lb

\* Add "-DC" to part numbers for data collecting models.

Data collecting models allow multiple files/tools/applications to be associated with torque data. Requires Tool Manager software.

Custom sizes are also available. Contact an AIMCO Customer Service Associate for ordering options, 1-503-254-6600, or toll free 1-800-852-1368.

### DUAL TRANSDUCER MODELS

MODEL**	RECOMMENDED TORQUE RANGE			
	TRANSDUCER 1	TRANSDUCER 2	TRANSDUCER 1	TRANSDUCER 2
AUET/MTM-050-25	0.04 - 0.4 Nm	0.3 - 2.8 Nm	5 - 50 in-oz	2.5 - 25 in-lb
AUET/MTM-050-600(-DC)	0.04 - 0.4 Nm	6.8 - 67.8 Nm	5 - 50 in-oz	60 - 600 in-lb
AUET/MTM-0100-050(-DC)	0.07 - 0.71 Nm	0.04 - 0.4 Nm	10 - 100 in-oz	5 - 50 in-oz
AUET/MTM-10-100(-DC)	0.11 - 1.12 Nm	1.3 - 11.3 Nm	1.0 - 10 in-lb	10 - 100 in-lb
AUET/MTM-50-250(-DC)	0.56 - 5.65 Nm	2.8 - 28.3 Nm	5.0 - 50 in-lb	25 - 250 in-lb
AUET/MTM-50-500(-DC)	0.56 - 5.65 Nm	5.7 - 56.5 Nm	5.0 - 50 in-lb	50 - 500 in-lb
AUET/MTM-50-1000(-DC)	0.56 - 5.65 Nm	11.3 - 113 Nm	5.0 - 50 in-lb	100 - 1,000 in-lb
AUET/MTM-100-500(-DC)	1.13 - 11.3 Nm	5.7 - 56.5 Nm	10 - 100 in-lb	50 - 500 in-lb
AUET/MTM-100-1000(-DC)	1.13 - 11.3 Nm	11.3 - 113 Nm	10 - 100 in-lb	100 - 1,000 in-lb
AUET/MTM-100-1200(-DC)	1.13 - 11.3 Nm	13.6 - 135.6 Nm	10 - 100 in-lb	120 - 1,200 in-lb
AUET/MTM-100-1600(-DC)	1.13 - 11.3 Nm	18.1 - 180.8 Nm	10 - 100 in-lb	160 - 1,600 in-lb
AUET/MTM-100-2000(-DC)	1.13 - 11.3 Nm	22.6 - 226 Nm	10 - 100 in-lb	200 - 2,000 in-lb
AUET/MTM-250-1600(-DC)	2.82 - 28.2 Nm	18.1 - 180.8 Nm	25 - 250 in-lb	160 - 1,600 in-lb
AUET/MTM-250-1800(-DC)	2.82 - 28.2 Nm	20.3 - 203.4 Nm	25 - 250 in-lb	180 - 1,800 in-lb
AUET/MTM-250-2500(-DC)	2.82 - 28.2 Nm	28.2 - 282.5 Nm	25 - 250 in-lb	250 - 2,500 in-lb
AUET/MTM-500-2500(-DC)	5.7 - 56.5 Nm	28.2 - 282.5 Nm	50 - 500 in-lb	250 - 2,500 in-lb

Custom sizes are also available. Contact an AIMCO Customer Service Associate for ordering options, 1-503-254-6600, or toll free 1-800-852-1368.



ATDA-DC

## AUDITOR™ TORQUE DATA ANALYZERS

The Auditor Torque Data Analyzer (ATDA) DC is designed to be portable or conveniently placed on a bench. The tester can be connected to various transducers, as well as transducerized wrenches and rotary or stationary transducers. The user interface is common between the ATC (Cube), AUET, AUET-DC, AUET/MTM, AUET/MTM-DC, ATDA, and ATDA-DC. All of these instruments have similar menus. Additionally, all data collector testers utilize Auditor Tool Manager for tool testing and data management. The Auditor Torque Data Analyzer is available in two configurations:

- ATDA: A simple torque analyzer with sequential memory, 999 data samples, engineering limits, limited statistical processing average, range, Cp and CpK with serial output
- ATDA-DC: Contains all of the features of the ATDA and has additional file capability. It can associate data with file names and manage data collection with a computer and Auditor Tool Manager software

This is a great “starter” tool management system. It provides testing, archiving, and analysis of tools at single or multiple torque targets. The tool and torque data is stored in a SQL database and can be exported to Excel or any .csv spreadsheet.

MODEL	DESCRIPTION
ATDA	Auditor Torque Data Analyzer
ATDA-DC	Auditor Torque Data Collector



## IMPACTING TORQUE TESTER (SIW SERIES)

### AIMTS Test Stand for Impact Tools

Obtain accurate test results with the AIMTS Series Impact Test Stand. When used with an Auditor ATDA Analyzer or AUET/MTM Desktop Torque Tester, the tool's performance data can be recorded and stored. Each Auditor Analyzer comes standard with PC-based software to store and organize data for use within a quality system.



**AIMTS-0500**  
Test stand for small impact tools

Note: It is necessary to bolt the AIMTS to a bench. We also recommend that a rundown fixture always be used for testing impacts.

MODEL	DESCRIPTION
AIMTS-0500	3/4" square drive impact test stand

## ROTARY TRANSDUCERS (ARTIS SERIES)



**ARTIS Series**

For use with all continuous drive tools, impulse tools, and torque wrenches.

MODEL	DRIVE IN	MAX TORQUE		WEIGHT LB
		NM	IN-LB/FT-LB	
ARTIS-25H-2T(A)	1/4 Hex	2	18 in-lb	1.0
ARTIS-25H-5T(A)	1/4 Hex	5	44 in-lb	1.0
ARTIS-25H-10T(A)	1/4 Hex	10	88 in-lb	1.0
ARTIS-25H-20T(A)	1/4 Hex	20	180 in-lb	1.0
ARTIS-25S-10T(A)	1/4 Sq.	10	88 in-lb	1.0
ARTIS-25S-20T(A)	1/4 Sq.	20	180 in-lb	1.0
ARTIS-38S-25T(A)	3/8 Sq.	25	225 in-lb	1.2
ARTIS-38S-75T(A)	3/8 Sq.	75	50 ft-lb	1.2
ARTIS-50S-180T(A)	1/2 Sq.	180	130 ft-lb	1.5
ARTIS-75S-250T(A)	3/4 Sq.	250	180 ft-lb	2.2
ARTIS-75S-500T(A)	3/4 Sq.	500	370 ft-lb	2.2
ARTIS-100S-750T(A)	1 Sq.	750	553 ft-lb	4.0
ARTIS-100S-1400T(A)	1 Sq.	1400	1,025 ft-lb	4.0

\*Add "A" to the end of the part number to indicate torque/angle transducer.



## TORQUE MEASUREMENT CABLES



### TORQUE MEASUREMENT CABLES

MODEL	DESCRIPTION	SERIAL CABLE	TRANSDUCER CABLE	ROTARY	ROTARY W/ANGLE	STATIONARY	IND STD	INTELLECT
ICBL-USB*	Connects between COM port of display to PC	X						
ATDBLIS*	Connect to IS transducer w/ angle - 10 pin		X		X		X	
ATDBRIS*	Connect to IS transducer - 4 pin		X	X		X	X	
ICBL-10P*	Intellect transducer cable. Identification chip in cable - 10 pin connector		X					X
ICBL-4P*	Intellect transducer cable. Identification chip in cable - 4 pin connector		X	X		X		X
ICBL-5000L	Connect from AUET/MTM & ATDA to Intellect Transducers, Analog AISI / AISF		X			X		X
ICBL-8000DIG	Connect from ATDA-8000 series analyzer to AISI / AIFI transducer		X					

\* Compatible with ATDA, AUET, ADW products

### TESTER / ANALYZER COMPATIBILITY

MODEL	ATC	AUET	AUET/MTM	AUET-DC	AUET/MTM-DC	ATDA	ATDA-DC	ATDA-8000	ATDA-8000-10-DCA(-TA)(-TP)	AISWT SWITCHBOX	ADW	ADW-DC	AIMTS TEST STAND
ICBL-USB	X	X	X	X	X	X	X				X	X	
ATDBLIS		X	X	X	X	X	X						
ATDBRIS		X	X	X	X	X	X						
ICBL-10P		X	X	X	X	X	X						
ICBL-4P		X	X	X	X	X	X						
ICBL-5000L			X		X	X	X	X	X	X			X
ICBL-8000DIG								X	X				

### TRANSDUCER COMPATIBILITY

MODEL	STATIONARY			ROTARY
	ASTIS	ANALOG AISI/AISF	DIGITAL AISI/AISF	ARTIS
ATDBLIS				X
ATDBRIS	X			X
ICBL-10P				X
ICBL-4P				X
ICBL-5000L		X		
ICBL-8000DIG			X	



**FASTENER TOOLS**

AIMCO has assembled the highest quality, most complete package of screwdriver bits and nutsetters in the industry.

**MAG-O-NETS®: A Revolutionary Way to Convert Standard Bits to Magnetic Bits**

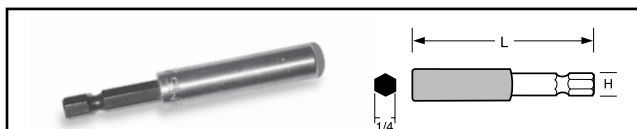
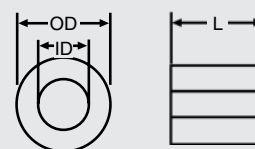
**FEATURES AND BENEFITS**

- Easy, cost effective alternative to traditional magnetic bit holder and insert bit combination
- Improves torque transfer by eliminating “wobble effect”
- Easily adjust magnetic attraction by moving Mag-O-Net collar closer to or further from fastener
- Fits virtually any standard screwdriver bit
- Reusable and interchangeable – once a bit is worn out, simply remove your Mag-O-Net and slide it onto the next bit
- Lifetime guarantee on magnetic attraction



\*U.S. Patent 5861789

PART NO	INNER DIAMETER (ID)	OUTER DIAMETER (OD)	L MM
AM1/4Z	7 mm	19 mm	10
AM5Z	6 mm	17.5 mm	10
AM3/16Z	3/16 in	17.5 mm	10

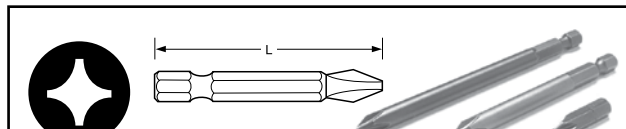


**BIT HOLDERS (1/4" HEX, NON-MAGNETIC)**

PART NO.	L (MM)	L (IN)
A3BHD-2	50	1.97

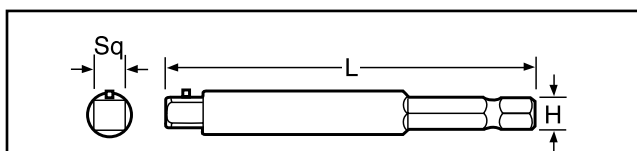
**BIT HOLDERS (1/4" HEX, MAGNETIC)**

PART NO.	L (MM)	L (IN)
A3BHM-3	75	2.94
A3BHM-4	100	3.94



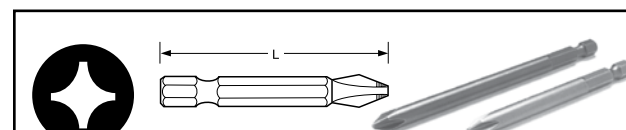
**PHILLIPS POWER BITS**

PART NO.	POINT SIZE	L (MM)	L (IN)
A3S0-2	0	50	1.97
A3S1-2	1	50	1.97
A3S2-2	2	50	1.97
A3S3-2	3	50	1.97



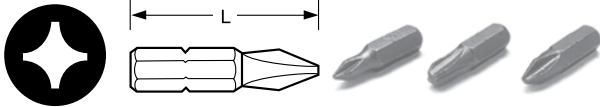
**BIT ADAPTERS (1/4" HEX)**

PART NO.	SQUARE DRIVE	L (MM)	L (IN)
A3S02A-2	1/4"	50	1.97
A3S03A-2	3/8"	50	1.97



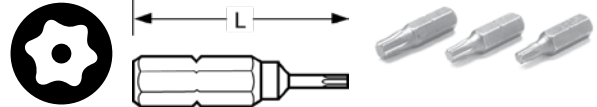
**PHILLIPS POWER BITS (ACRB, BOTH INSTALL AND REMOVE)**

PART NO.	POINT SIZE	L (MM)	L (IN)
A3S2-2ACRB	2	50	1.97
A3S3-2ACRB	3	50	1.97



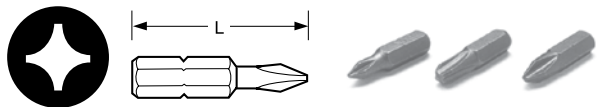
**PHILLIPS INSERT BITS**

PART NO.	POINT SIZE	L (MM)	L (IN)
A38S2-1	2	25	0.98
A38S3-1	3	25	0.98



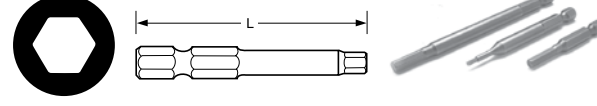
**TORX INSERT BITS (TAMPER RESISTANT)**

PART NO.	TORX SIZE	L (MM)	L (IN)
A38T20-1TR	T20	25	0.98
A38T25-1TR	T25	25	0.98



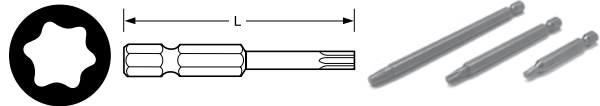
**PHILLIPS INSERT BITS (REDUCED DIAMETER)**

PART NO.	POINT SIZE	L (MM)	L (IN)
A39S1-1	1	25	0.98
A39S2-1	2	25	0.98



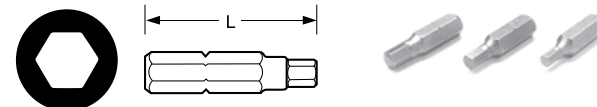
**ALLEN DRIVE POWER BITS**

PART NO.	POINT SIZE	L (MM)	L (IN)
A3C1/16-2	1/16"	50	1.97
A3C5/64-2	5/64"	50	1.97
A3C3/32-2	3/32"	50	1.97
A3C1/8-2	1/8"	50	1.97
A3C9/64-2	9/64"	50	1.97
A3C5/32-2	5/32"	50	1.97
A3C3/16-2	3/16"	50	1.97
A3C1/4-2	1/4"	50	1.97
A3C5/16-2	5/16"	50	1.97
A3C2.5-2	2.5 mm	50	1.97
A3C4-2	4 mm	50	1.97



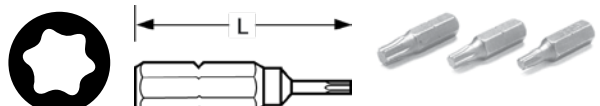
**TORX POWER BITS**

PART NO.	TORX SIZE	L (MM)	L (IN)
A3T6-2	T6	50	1.97
A3T8-2	T8	50	1.97
A3T9-3.5	T9	90	3.54
A3T10-2	T10	50	1.97
A3T15-3.5	T15	90	3.54
A3T20-3.5	T20	90	3.54
A3T25-3.5	T25	90	3.54
A3T30-3.5	T30	90	3.54
A3T40-3.5	T40	90	3.54



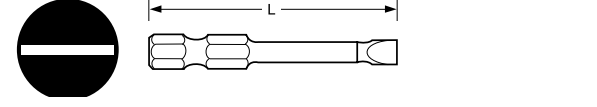
**ALLEN DRIVE INSERT BITS**

PART NO.	POINT SIZE	L (MM)	L (IN)
A38C5/64-1	5/64"	25	1.00
A38C3/32-1	3/32"	25	1.00
A38C7/64-1	7/64"	25	1.00
A38C1/8-1	1/8"	25	1.00
A38C9/64-1	9/64"	25	1.00
A38C5/32-1	5/32"	25	1.00
A38C3/16-1	3/16"	25	1.00



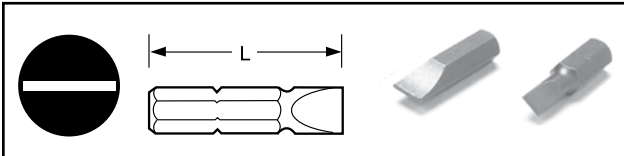
**TORX INSERT BITS**

PART NO.	TORX SIZE	L (MM)	L (IN)
A38T8-1	T8	25	0.98
A38T9-1	T9	25	0.98
A38T15-1	T15	25	0.98
A38T20-1	T20	25	0.98
A38T25-1	T25	25	0.98
A38T30-1	T30	25	0.98
A38T40-1	T40	25	0.98



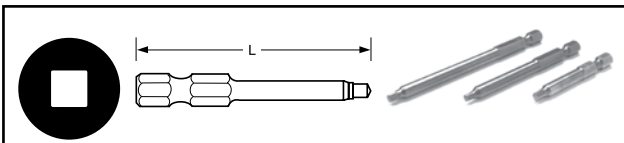
**SLOTTED POWER BITS (REDUCED DIAMETER)**

PART NO.	SCREW SIZE	L (MM)	L (IN)	BLADE THICKNESS	BLADE WIDTH
A3MT3-2	3	50	1.97	0.03	0.15
A3MT4-2	4	50	1.97	0.03	0.19
A3MT5-2	5	50	1.97	0.04	0.25
A3MT6-2	6	50	1.97	0.04	0.25



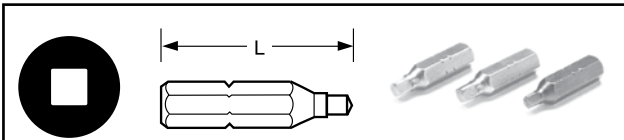
**SLOTTED INSERT BITS**

PART NO.	SCREW SIZE	L (MM)	L (IN)	BLADE THICKNESS	BLADE WIDTH
A38M3-1	3	25	0.98	0.03	0.15
A38M4-1	4	25	0.98	0.03	0.17
A38M6-1	6	25	0.98	0.04	0.22
A38M10-1	10	25	0.98	0.05	0.28



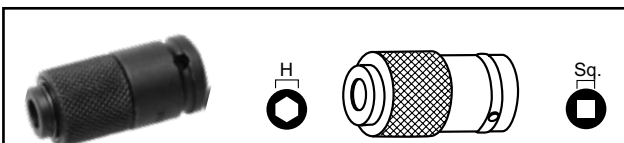
**SQUARE RECESS POWER BITS**

PART NO.	POINT SIZE	NOMINAL SQUARE SIZE	L (MM)	L (IN)
A38T1/8-2	2	1/8"	50	1.97



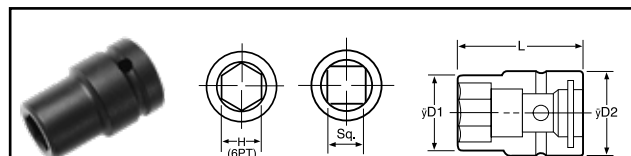
**SQUARE RECESS INSERT BITS**

PART NO.	POINT SIZE	NOMINAL SQUARE SIZE	L (MM)	L (IN)
A38R1/16-1	0	1/16"	25	0.98
A38R3/32-1	1	3/32"	25	0.98
A38R1/8-1	2	1/8"	25	0.98



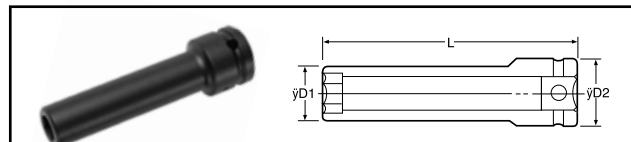
**QUICK CHANGE CHUCKS**

PART NO.	SQUARE DRIVE	HEX	D1 (MM)	D1 (IN)	L (MM)	L (IN)
ADC-3S	3/8"	1/4"	20	0.79	42	1.65



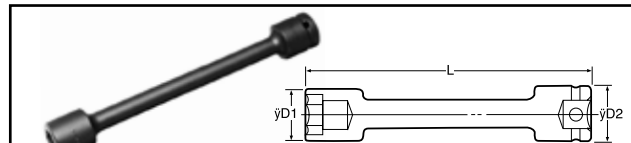
**IMPACT SOCKETS (3/8" SQUARE DRIVE)**

PART NO.	HEX	D1 (MM)	D1 (IN)	D2 (MM)	D2 (IN)	L (MM)	L (IN)
A35/8	5/8"	23	0.91	22	0.87	34	1.34
A310	10 mm	17	0.65	20	0.79	32	1.26
A312	12 mm	20	0.79	20	0.79	32	1.26
A315	15 mm	23	0.91	20	0.79	32	1.26
A317	17 mm	26	1.02	20	0.79	35	1.38



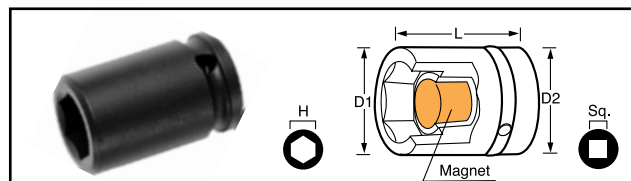
**IMPACT SOCKETS (3/8" SQUARE DRIVE, DEEP)**

PART NO.	HEX	D1 (MM)	D1 (IN)	D2 (MM)	D2 (IN)	L (MM)	L (IN)
A312-2.75	12 mm	20	0.79	20	0.79	70	2.76
A312-4	12 mm	20	0.79	20	0.79	100	3.94
A314-2.75	14 mm	22	0.87	20	0.79	70	2.76
A314-4	14 mm	22	0.87	20	0.79	100	3.94
A317-2	17 mm	26	1.02	20	0.79	50	1.97



**IMPACT SOCKETS (3/8" SQUARE DRIVE, EXTENDED)**

PART NO.	HEX	D1 (MM)	D1 (IN)	D2 (MM)	D2 (IN)	L (MM)	L (IN)
A312EX-6	12 mm	20	0.79	20	0.79	150	5.91



**IMPACT SOCKETS (3/8" SQUARE DRIVE, MAGNETIC)**

PART NO.	HEX	D1 (MM)	D1 (IN)	D2 (MM)	D2 (IN)	L (MM)	L (IN)
A33/8MP	3/8"	15	0.59	19	0.75	34	1.34
A310MP	10 mm	17	0.65	20	0.79	32	1.26
A312MP	12 mm	20	0.79	20	0.79	32	1.26
A313MP	13 mm	21	0.83	20	0.79	32	1.26



**IMPACT SOCKETS**  
(3/8" SQUARE DRIVE, MAGNETIC-SLIDING TYPE, BOLT-CLEARANCE)

PART NO.	HEX	D1 (MM)	D1 (IN)	D2 (MM)	D2 (IN)	L (MM)	L (IN)
A312MS-2.75	12 mm	20	0.79	20	0.79	70	2.76
A313MS-2.75	13 mm	21	0.83	20	0.79	70	2.76

**IMPACT SOCKETS**  
(3/8" SQUARE DRIVE, MAGNETIC-SLIDING TYPE, EXTENSION)

PART NO.	HEX	D1 (MM)	D1 (IN)	D2 (MM)	D2 (IN)	L (MM)	L (IN)
A310EMS-4	10 mm	17	0.65	20	0.79	100	3.94

**TORX SOCKETS (TORX T-TYPE, 3/8" SQUARE DRIVE)**

PART NO.	TORX SIZE	A (MM)	D (MM)	D (IN)	L (MM)	L (IN)
A345TT	45TT	7.8	20	0.79	70	2.76
A350TT	50TT	8.8	20	0.79	70	2.76

**TORX SOCKETS (TORX E-TYPE, 3/8" SQUARE DRIVE)**

PART NO.	TORX SIZE	A	D1 (MM)	D1 (IN)	D2 (MM)	D2 (IN)	L (MM)	L (IN)
A310TE	10TE	9.4	12.2	0.48	20	0.79	32	1.26
A312TE	12TE	11.1	14.2	0.56	20	0.79	32	1.26

**ALLEN SOCKETS (3/8" SQUARE DRIVE)**

PART NO.	HEX	L1 (MM)	L1 (IN)	L (MM)	L (IN)
A304C	4 mm	10	0.39	42	1.65
A305C	5 mm	10	0.39	42	1.65
A306C	6 mm	10	0.39	42	1.65
A308C	8 mm	10	0.39	42	1.65
A310C	10 mm	10	0.39	42	1.65
A312C	12 mm	10	0.39	42	1.65
A314C	14 mm	10	0.39	42	1.65

**EXTENSIONS**

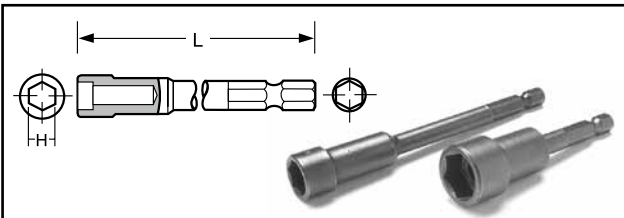
PART NO.	SQUARE DRIVE	HEX	D (MM)	D (IN)	L (MM)	L (IN)
A310E	3/8"	3/8"	20	0.79	100	3.94
A330E	3/8"	3/8"	20	0.79	300	11.81

**SOCKET ADAPTERS**

PART NO.	FEMALE SQ. DRIVE	MALE SQ. DRIVE	D (MM)	D (IN)	L (MM)	L (IN)
A304A	3/8"	1/2"	20	0.79	37	1.46

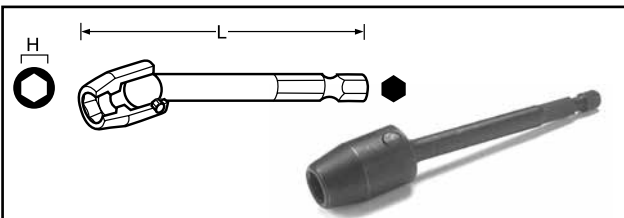
**UNIVERSAL SOCKETS, EXTENDED (3/8" SQUARE DRIVE)**

PART NO.	HEX	D1 (MM)	D1 (IN)	D2 (MM)	D2 (IN)	L (MM)	L (IN)
A310EU-4	10 mm	16	0.63	20	0.79	100	3.94



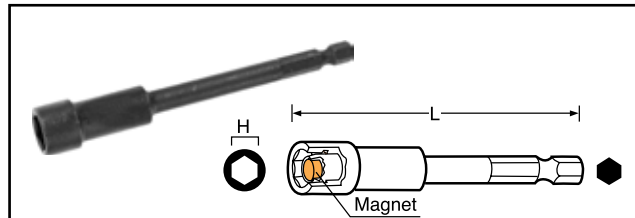
**NUTSETTERS**

PART NO.	HEX	L (MM)	L (IN)
A3B07-4	7 mm	100	3.94
A3B08-4	8 mm	100	3.94
A3B10-4	10 mm	100	3.94
A3B12-4	12 mm	100	3.94
A3B14-4	14 mm	100	3.94



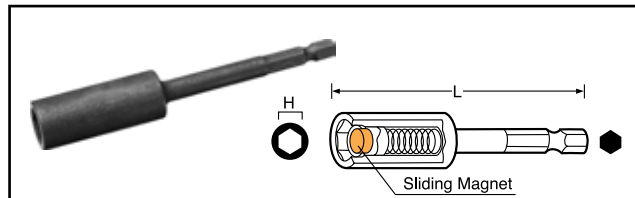
**UNIVERSAL NUTSETTERS**

PART NO.	HEX	L (MM)	L (IN)
A3BU08-4	8 mm	100	3.94
A3BU10-4	10 mm	100	3.94
A3BU12-4	12 mm	100	3.94



**MAGNETIC NUTSETTERS (MP TYPE)**

PART NO.	HEX	L (MM)	L (IN)
A3BMP1/4-2	1/4"	50	1.97
A3BMP5/16-2	5/16"	50	1.97
A3BMP3/8-2	3/8"	50	1.97
A3BMP55-2.75	5.5 mm	70	2.76
A3BMP07-2.75	7 mm	70	2.76
A3BMP08-2.75	8 mm	70	2.76
A3BMP10-2.75	10 mm	70	2.76
A3BMP12-2.75	12 mm	70	2.76
A3BMP14-4	14 mm	100	3.94



**MAGNETIC NUTSETTERS (MS TYPE)**

PART NO.	HEX	L (MM)	L (IN)
A3BMS08-4	8 mm	100	3.94
A3BMS10-4	10 mm	100	3.94
A3BMS12-4	12 mm	100	3.94
A3BMS14-4	14 mm	100	3.94





#### CORPORATE HEADQUARTERS

10000 SE Pine St.  
Portland, Oregon 97216  
Phone: (503) 254-6600  
Toll Free: 800-852-1368

AIMCO CORPORATION  
DE MEXICO SA DE CV  
Ave. Cristobal Colon 14529  
Chihuahua, Chihuahua. 31125  
Mexico  
Toll Free : (01-800) 801-1600  
Direct : (01-614) 380-1010  
Fax: (01-614) 380-1019

AIMCO EUROPE  
C/ Río Gallo, 431 urb. Montelar  
19174 Galápagos / Guadalajara  
Spain  
Phone: +34 673 34 99 25

AIMCO SOUTH AMERICA  
Carrera 29A, #7B-91. Origami Building. Int604  
Medellin, Colombia 050021  
Phone: +57 300-2926550

AIMCO CHINA  
Room 607, No. 3998 Hongxin Rd,  
Dibao Plaza, Minhang District,  
Shanghai, 201103  
China  
Phone: 0086-21-34319246  
Fax: 0086-21-34319245

AIMCO SOUTH KOREA  
B-1213, 167, Songpa-Daero  
Songpa-Gu, Seoul 05800  
South Korea  
Phone: 0082-2-2054-8930  
Cell: 0082-10-9804-8905