

AIMCO

TOOL SUPPORT SYSTEMS





For over 40 years AIMCO has been working with manufacturers around the world, we are the complete global source for all assembly, fastening, and critical bolting needs. AIMCO can effectively and swiftly meet your needs whether you're in Thailand fastening a 3 mm nut at 3 Nm, or in Tennessee, USA torquing the last lug nut. AIMCO provides the tools and solutions, on a global scale, that guarantee the success of your project. It is with great pride that AIMCO can say the products that we manufacture are **MADE IN THE USA.**


ISO 9001: 2015 Certified

Visit our NEW website www.aimco-global.com

TABLE OF CONTENTS

TOOL SUPPORT SYSTEMS

BALANCERS / RETRACTORS	4-5
ERGO-ARM® TOOL SUPPORT SYSTEMS	6
ERGO-ARM® ACCESSORIES / LINEAR ARM	7
CUSTOM REACTION DEVICES	7
CARBON TORQUE ARMS / TUBES	8-9
WORKSTATION COMPONENTS AND ASSEMBLIES	10-11
AIR PREPARATION UNITS	12
AIR LINE	13-14



* **E** logo indicates where ERGO-DRIVE sockets/extensions benefit tool operation.

ERGO-DRIVE sockets are uniquely designed to seat deeper on the tool anvil while an O-ring inside the socket fits tight onto the anvil to reduce vibration. By reducing run-out and vibration, ERGO-DRIVE sockets allow the most repeatable, accurate rundowns, ensuring excellent product quality, longer tool life, and better ergonomics for the tool user.

Look for the ERGO-DRIVE **E** logo in this catalog to see where ERGO-DRIVE sockets/extensions benefit tool operation, operator, and rundown.

GRAVITY-DEFYING BALANCERS

TW-SERIES BALANCERS



TW-0 & TW-00 Series

TW-0 and TW-00

- Gravity defying / “true balance”.
- No tension buildup to cause worker fatigue.
- Easy external direct drive tensioning.
- 360 degree upper swivel.
- Safety cable provision.
- Tool clip included.



TW-3 through TW-70

- Tapered drum allows “true balance” throughout cable travel.
- Easy external direct drive tensioning.
- Cast aluminum casing for durability.
- Permanent lubrication.
- 360 degree top swivel.

TW-3 to TW-70 Series

- Enclosed spiral spring for added safety.
- Safety chain provision (TW-3 through TW-15 models)
- Automatic safety lock plus manual drum lock (TW-22 through TW-70)

MODEL	CAPACITY		ANTI-GRAVITY CAPACITY (LB)	CABLE
	LB	KG		
TW-00	1.1 - 3.3	0.5 - 1.5	2.5 - 3.0	18" stranded steel cable 1/8 dia.
TW-0	1.1 - 3.3	0.5 - 1.5	2.5 - 3.0	3.3-ft stranded steel cable 1/8" dia..
TW-3	2.2 - 6.6	1.0 - 3.0	4.5 - 6.0	4.3-ft stranded steel cable 5/32" dia.
TW-5	5.5 - 11.0	2.5 - 5.0	8.0 - 10.5	4.3-ft stranded steel cable 5/32" dia.
TW-9	9.9 - 19.8	4.5 - 9.0	15.0 - 19.0	4.3-ft stranded steel cable 5/32" dia.
TW-15	19.8 - 33.0	9.0 - 15.0	26.0 - 32.5	4.3-ft stranded steel cable 5/32" dia.
TW-22	33.0 - 48.4	15 - 22	41.0 - 48.0	5-ft stranded steel cable 3/16" dia.
TW-30	48.4 - 66.0	22 - 30	58.0 - 65.5	5-ft stranded steel cable 3/16" dia.
TW-40	66.0 - 88.0	30 - 40	77.5 - 87.5	5-ft stranded steel cable 3/16" dia.
TW-50	88.0 - 110.0	40 - 50	100.0 - 109.5	5-ft stranded steel cable 3/16" dia.
TW-60	110.0 - 132.0	50 - 60	122.0 - 131.0	5-ft stranded steel cable 3/16" dia.
TW-70	132.0 - 154.0	60 - 70	144.0 - 153.0	5-ft stranded steel cable 3/16" dia.

ASB-SERIES BALANCERS

- Built-in Safety Features: The cable, drum, and enclosed spring are fully visible without opening the unit for easy and convenient safety checks. The sturdy spiral spring is enclosed for greater control and safety.
- Ergonomic Spring Release: The automatic safety lock provides extra control.
- Extended Cable Length: Stainless steel cables allow for extended reach on applications.
- Enhanced Gear Mechanism: Allows for more exact adjustment of tension.
- No Recoil and Low Resistance: Tapered drum style provides gravity defying tool positioning and low travel.



ASB-OC Gravity Defying and Hand Adjustable Balancer



**ASB-3C
ASB-5C**

MODEL	CAPACITY		STROKE		WEIGHT	
ASB-OC	1.1 - 3.3 lb	0.5 - 1.5 kg	51.1 in	130 cm	1.5 lb	0.7 kg
ASB-3C	3.3 - 6.6 lb	1.5 - 3 kg	86.4 in	220 cm	3.0 lb	1.4 kg
ASB-5C	5.5 - 11 lb	2.5 - 5 kg	86.4 in	220 cm	3.4 lb	1.5 kg

LINE REEL BALANCERS / RETRACTORS

LINE REEL BALANCERS

LR-Series

- Designed for light duty applications with small pneumatic tools.
- Integrating air hose and support cable keep work areas clean.
- Adjustable ball stop for optional positioning.
- 1/4" I.D. polyvinyl hose with 1/4" NPT inlet.
- 360 degree upper swivel.
- Maximum 142 PSI



LR-09B-90/200

MODEL	HOSE LENGTH		CAPACITY	
LR-09B-90	35.5 in	90 cm	3 lb	1.5 kg
LR-09B-200	78.3 in	199 cm	3 lb	1.5 kg

RETRACTORS

RPA Series

- No tools needed to set tension.
- 5 ft nylon coated steel cable.
- Reinforced hanging bracket includes safety cable provision.
- Adjustable cable stop.
- Three (3) models support weight 0.5-5 lb.
- Tool clip included.



RMA-L Series



RPA Series

RMA-L Series

- Steel housing with polyester finish.
- Reinforced hanging bracket includes safety cable provision.
- 8 ft of 3/32" diameter coated steel cable.
- Permanently lubricated.
- Tool clip included.
- External tension adjustment.
- Ratchet cable lock.

MODEL	CAPACITY	
RPA-1	0.5 - 1.5 lb	0.2 - 0.7 kg
RPA-2	1.5 - 3.0 lb	0.7 - 1.4 kg
RPA-3	3.0 - 5.0 lb	1.4 - 2.3 kg
RMA-7L	5 - 10 lb*	2.3 - 4.8 kg*
RMA-15L	10 - 15 lb*	4.5 - 6.8 kg*
RMA-20L	15 - 23 lb*	6.8 - 10.4 kg*

* With ratchet lock

ERGO-ARM® TOOL SUPPORT SYSTEMS

FEATURES AND BENEFITS

- Ergonomic support for electric and pneumatic tools reduces operator fatigue.
- Increases productivity, consistency, and accuracy.



AD-D1098-PAC



AD-D1098-SAC

PARALLEL ARM SERIES

AD-D1098-P, AD-D1098-PAC, AD-D1098-PACE

- Minimizes operator control.
- Vertical adjustment eliminates cross-threading.
- Fixtured tool increases repeatability.
- Adjustable reach.
- Available in air or oil cylinder models.
- Electric tool mount standard on PACE model.

SINGLE ARM SERIES

AD-D1098-S, AD-D1098-SAC

- Full tool rotation.
- Operator control.
- Adjustable reach.
- Compatible with automatic screw feeder.
- Available in air or oil cylinder models.

MODEL	ARM STYLE	TOOL MOUNT	REACH		CAPACITY		MAXIMUM TORQUE*	
			IN	MM	LB	KG	IN-LB	NM
AIR CYLINDER SERIES								
AD-D1098-SAC	Single	Air manifold	4 - 33	102 - 838	0 - 15	0 - 7	110	12
AD-D1098-PAC	Parallel	Air manifold	4 - 33	102 - 838	0 - 15	0 - 7	110	12
AD-D1098-PACE	Parallel	Electric	4 - 33	102 - 838	0 - 15	0 - 7	110	12
OIL CYLINDER SERIES								
AD-D1098-S	Single	Air manifold**	4 - 33	102 - 838	0 - 15	0 - 7	110	12
AD-D1098-P	Parallel	Air manifold	4 - 33	102 - 838	0 - 15	0 - 7	110	12

* Max torque allowed may be dependent on tool clutch type and joint rate

** For single arm electric tool mount, order EAP-202ED-KIT

SPECIAL FEATURES OF CLASSIC STYLE ERGO-ARM®

Dual ball bearing joint construction for smoother movement and long life

Air regulator offers precision adjustment of resistance for perfect balance

Unique upper rail adjustment allows true vertical approach to any fastener – no cross-threading

ERGO-ARM® ACCESSORIES AND LINEAR ARM

ERGO-ARM® ACCESSORIES

- End-of-Arm Tooling options for the Ergo-Arm® allow you to choose the style right for your application.
- Tool holders permit the tool to swivel, rotate, swing, or twist. Heavy duty construction can lock out any single, or combination of rotating, actions allowing only the motions required by your application.
- End-of-Arm Tooling Brackets are simple to use. One Ergo-Arm® can be used for more than one application.

FOR USE WITH MODELS
AD-D1098-S/SAC



EAP-202ED-KIT
Electric Driver Tool
Mount Kit

FOR USE WITH MODELS
AD-D1098-P/PAC



EAP-203-ASSY
Air Manifold
Tool Mount Kit
(Standard on
parallel units)



EAP-202ASSY
Driver Tool
Mount

LINEAR ARM

- Smooth movement and perfect balance while limiting operator control.
- Machined stainless steel and ball bearing construction.
- Two high quality tool balancers are included with each arm to provide a wide range of adjustment.

LINEAR ARM KIT



LQ-0002 Linear Arm
ships with two ASB-0C
balancers.

LQ-0004 Linear Arm
ships with two TW-3
balancers.

**LQ-0024H Heavy Duty
Arm**
ships with two TW-3
balancers.

PARALLEL ARM KIT



EAA-04 - Provides easy
conversion of standard Ergo-
Arms® to the parallel style.

MODEL	DESCRIPTION	MAX. REACH		WEIGHT CAPACITY		MAX TORQUE		HEIGHT		STANDARD TOOL MOUNT DIAMETER	
		IN	CM	LB	KG	FT-LB	NM	IN	CM	IN	CM
LQ-0002	Linear Arm	14	37	1-5	0.5 - 2.3	20	27	24	61	1.6	4.1
LQ-0004	Linear Arm	24	58	3 - 10	1.4 - 4.5	25	34	36	91.4	1.6	4.1
LQ-0024H	Heavy Duty Arm	24	58	3 - 10	1.4 - 4.5	75	102	36	91.4	1.6	4.1

CUSTOM REACTION DEVICES

- Torque Tubes
- Articulating Torque Arms
- Ergo Arm 3 Zero Gravity Arms
- Smart Arms



**Articulating
Smart Carbon
Arm**



**Articulating
Torque Arm**



**Carbon Fiber
Arm**



Ergo-Arm 3



Torque Tube

Contact your AIMCO sales representative, 1-800-852-1368, in order to determine the exact torque reaction system needed to improve the productivity and ergonomics of your assembly station!

CARBON TORQUE ARMS / TUBES



Carbon Arms and Carbon Torque tubes are simple, lightweight yet strong devices designed to absorb torque reactive forces.

These innovative devices adapt to a wide range of tools and eliminate hazards to operators created during fastening processes with power tools. AIMCO's range of Carbon Arm products are highly flexible and modular in nature.

FEATURES AND BENEFITS

- Absorb torque reactions created by continuous drive tools.
- Counter balance tool weight when configured with AIMCO's wide array of tool balancers (pages 4–5) or with integrated balancer kits
- Orient tool correctly to the workpiece to improve efficiency and reduce operator effort in alignment to the fastener




POSITIONING SYSTEM

AIMCO's compact, self-contained ACA-Posix process visualization system guides operators through their assigned tasks. It connects to ACA-P2 series arms with integrated balancer kits

FEATURES AND BENEFITS

- HMI with an embedded 7" Color LCD Touch Screen Display
- Storage for up to 500 unique assembly sequences
- Communicates directly with Power Tool controllers over digital I/O
- Intuitive and simple programming
- Store and display product images or CAD drawings. Images/drawings are displayed with targeting sequences to direct operators easily through their task.
- Output for synchronizing with line controls

TELESCOPIC TORQUE ARMS



ACA80-1500



ACA-V15-1000



ACA-P240-2500

ACA Series

MODEL	MIN. LENGTH MM	MAX. LENGTH MM	MAX TORQUE NM
ACA10-1000	495	1105	10
ACA10-1500	665	1605	10
ACA15-1000	486	1066	15
ACA15-1500	646	1556	15
ACA15-2000	806	2046	15
ACA40-1000	486	1066	40
ACA40-1500	646	1556	40
ACA40-2000	806	2046	40
ACA40-2500	986	2576	40
ACA80-1500	658	1586	80
ACA80-2000	828	2078	80
ACA80-2500	998	2588	80
ACA150-1500	668	1578	150
ACA150-2000	838	1918	150
ACA150-2500	1003	2248	150
ACA220-1500	668	1578	220
ACA220-2000	838	2088	220
ACA220-2500	1003	2588	220

ACA-V Series

MODEL	MIN. LENGTH MM	MAX. LENGTH MM	MAX TORQUE NM
ACA-V15-1000	777	1345	15
ACA-V15-1500	937	1835	15
ACA-V15-2000	1097	2325	15
ACA-V40-1000	777	1345	40
ACA-V40-1500	937	1835	40
ACA-V40-2000	1097	2325	40
ACA-V40-2500	1277	2855	40
ACA-V80-1500	949	1865	80
ACA-V80-2000	1119	2357	80
ACA-V80-2500	1289	2867	80
ACA-V150-1500	960	19575	150
ACA-V150-2000	1129	2357	150
ACA-V150-2500	1294	2862	150
ACA-V220-1500	960	19575	220
ACA-V220-2000	1129	2357	220
ACA-V220-2500	1294	2867	220

ACA-P2 Series X,Y Axis Encoders

(Requires ACA-POSIX System)

MODEL	MIN. LENGTH MM	MAX. LENGTH MM	MAX TORQUE NM
ACA-P215-1000	647	1227	15
ACA-P215-1500	803	1713	15
ACA-P215-2000	977	2227	15
ACA-P240-1000	647	1227	40
ACA-P240-1500	803	1713	40
ACA-P240-2000	977	2227	40
ACA-P240-2500	1157	2737	40
ACA-P280-1500	830	1757	80
ACA-P280-2000	1000	2249	80
ACA-P280-2500	1169	2760	80
ACA-P2150-1500	839	1749	150
ACA-P2150-2000	1009	2087	150
ACA-P2150-2500	1174	2419	150
ACA-P2220-1500	839	1749	220
ACA-P2220-2000	1009	2259	220
ACA-P2220-2500	1174	2760	220

CARBON TORQUE ARMS / TUBES

ANTI-ROTATION TORQUE ARMS



ACIT-V40-850 300



ACPTT-V40-SA-510 150

ACTT SERIES TORQUE TUBES

MODEL	MIN. LENGTH MM	MAX. LENGTH MM	MAX TORQUE NM
ACTT-V15-600 150	150	600	15
ACTT-V15-800 300	300	800	15
ACTT-V40-600 150	150	600	40
ACTT-V40-850 300	300	850	40
ACTT-V40-1500 600	600	1500	40
ACTT-V80-900 300	300	900	80
ACTT-V80-1500 600	600	1500	80
ACTT-V80-2100 900	900	2100	80

ACPTT SERIES TORQUE TUBES FOR ACSA ARTICULATING SUPPORT ARMS

MODEL	MIN. LENGTH MM	MAX. LENGTH MM	MAX LENGTH MM
ACPTT-V15-510 150	150	600	15
ACPTT-V15-710 300	300	800	15
ACPTT-V40-510 150	150	600	40
ACPTT-V40-760 300	300	850	40
ACPTT-V40-1410 600	600	1500	40
ACPTT-V80-810 300	300	900	80
ACPTT-V80-1410 600	600	1500	80

ACCESSORIES

TOOL HOLDERS

	MODEL	DESCRIPTION	MIN. TOOL GRIP (MM)	MAX. TOOL GRIP (MM)
FOR TELESCOPIC ARMS				
	ACAH-15	Base tool holder 4 screws	27	45
	ACAH-40-80	Base tool holder 4 screws	30	60
	ACAH-150-220	Base tool holder 4 screws	40	70
Multi-Position				
	ACAH-15-MPE2745	Multi-pos tool holder interface	27	45
	ACAH-150220-MPE4070	Multi position tool holder	40	70
	ACAH-4080-MPE2745	Multi-pos tool holder	27	45
Swivel				
	ACAH-S154080	Swivel tool holder 20 to 35 mm	20	35
	ACAH-SL15150	Swivel tool holder 40 to 55 mm	40	55

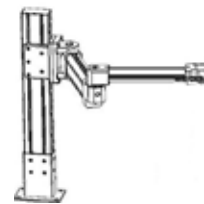
	MODEL	DESCRIPTION	MIN. TOOL GRIP (MM)	MAX. TOOL GRIP (MM)
FOR ANTI-ROTATION ARMS				
	ACAHTT-15A-3060	Angle Tool Holder - 15 Nm Arm	30	60
	ACAHTT-15S-2745	Straight Tool Holder - 15 Nm Arm	27	45
	ACAHTT-4080A-3165	Angle Tool Holder - 40/80 Nm Arms	31	65
	ACAHTT-4080S-2745	Straight Tool Holder - 40/80 Nm Arms	27	45



Straight

Angle

ACSA ARTICULATING SUPPORT ARMS



ACSA-600-1500

MODEL	MAX REACH MM	MAX HEIGHT MM	MAX TORQUE NM
ACSA-600-1500	600	1500	80
ACSA-800-1500	800	1500	80
ACSA-1000-1500	1000	1500	80

BALANCER KITS FOR ACA-P2 SERIES

MODEL	MIN. CAPACITY (KG)	MAX. CAPACITY (KG)
ACA-P2BK-4	2	4
ACA-P2BK-6	4	6
ACA-P2BK-8	6	8
ACA-P2BK-10	8	10
ACA-P2BK-14	10	14




ACA-P2BK-10

WORKSTATION COMPONENTS AND ASSEMBLIES

COMPONENTS

TRACK

Steel with beige polyester finish. Use for vertical and horizontal workstation support.



PART NUMBER	30# TRACK
AT3-3	3 ft track
AT3-4	4 ft track
AT3-6	6 ft track
AT3-9*	9 ft track

PART NUMBER	30# TRACK
AT5-3	3 ft track
AT5-4	4 ft track
AT5-6	6 ft track
AT5-9*	9 ft track
AT5-12*	12 ft track

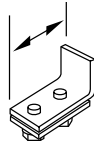
TRACK NUT (ATN-3/5)

Zinc plated steel. Use to attach accessories to track, as end stops, or to isolate rolling accessories. Fits both 50 lb. and 30 lb. track.



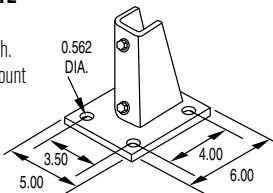
END STOP (AES-3/5)

Zinc oxide finish. Use to prevent balancer trolley from "overtraveling" the horizontal track.



MOUNTING PLATE (AMP-5)

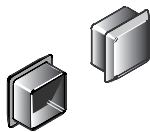
Black polyester finish. Use as a base to mount vertical uprights.



END CAP (AEP-3/5)

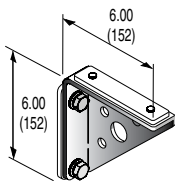
Black molded vinyl. Use to cap track ends for a professional finish.

- AEP-3 for 30 lb. track
- AEP-5 for 50 lb. track



ANGLE BRACKET (AB-3/5)

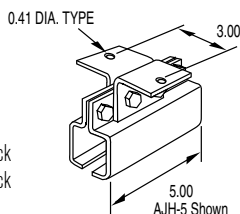
Black polyester finish. Use to mount horizontal track to vertical track. Fits both 50 lb. and 30 lb. track.



JOINT HANGER BRACKET (AJH-3/5)

Black polyester finish. Use to couple and hang end-to-end track.

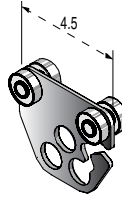
- AJH - 3 for 30 lb. track
- AJH - 5 for 50 lb. track



BALANCER TROLLEY (ABT-3/5)

Black polyester finish. Use as moving support for tool balancers, hose, and cable. Quality ball bearing wheels for long life and smooth tracking.

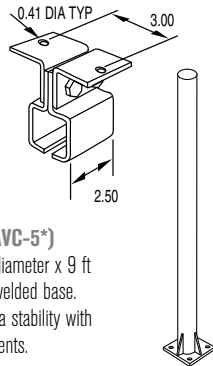
- ABT-3 for 30 lb track (1.00 dia)
- ABT-5 for 50 lb track (1.25 dia)



HANGER BRACKET (AHB-3/5)

Black polyester finish. Use to suspend track at right angle.

- AHB-3 for 30 lb. track
- AHB-5 for 50 lb. track



VERTICAL COLUMN (AVC-5*)

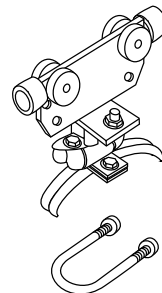
Beige polyester finish, 3" diameter x 9 ft upright steel column with welded base. Use as floor mount for extra stability with jibs or workstation components.



HOSE/CABLE TROLLEY

Black polyester finish. Use for moving cable or hose festoon. Supports hose cable OD .60-.94.

- AIC3-2 for 30 lb. track
- AIC5-2 for 50 lb. track



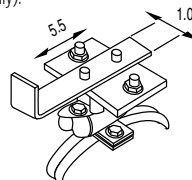
U-BOLTS (AUB-5)

Zinc plated steel. Use to secure boom bracket, or any flat metal plate, to AVC-5 (sold individually).



END CLAMP (AEC5-2)

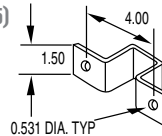
Black polyester finish. Use as end stop with hose carrier for festoon. Cable/hose OD .60-.94.



SUPPORT CLAMPS (ASC-3/5)

Black polyester finish. Use as additional support for track.

- ASC-3 for 30 lb. track
- ASC-5 for 50 lb. track



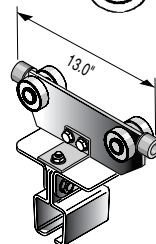
TOOL CLIP (SH-5)

Steel clip with safety latch. Use for tool attachment and as replacement clip for lightweight tool balancers. Measures 2.37" long.




ROLLING HANGER (ABT5-R)

Black polyester finish. Use as support for rolling track. Allows X/Y axis movement, includes ball bearing wheels.



90° CONNECTOR FOR 3/8" HOSE (WSCH)

3/8" I.D. Brass. Use to provide stable transfer point from air line to tool. 90 degree connector attaches to ABT-5.



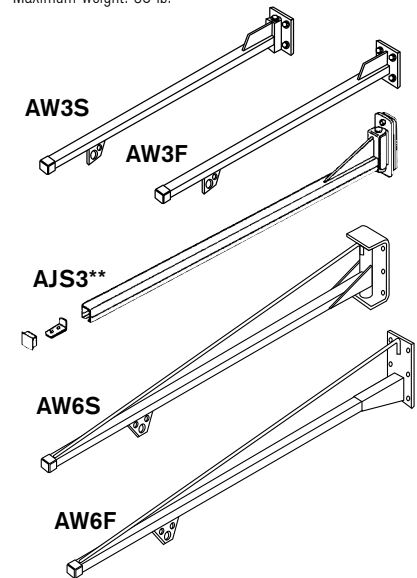
WALL- AND FLOOR-MOUNTED JIBS

3 FT. SWINGING JIB (AW3S)

3 FT. FIXED JIB (AW3F)

3 FT. SWINGING JIB FOR CHANNEL MOUNT (AJS3**)

Jibs are mounted to wall or beams to create free standing workstations. End stop, end cap, and balancer trolley included. Maximum weight: 30 lb.



6 FT. SWINGING JIB (AW6S)

6 FT. FIXED JIB (AW6F)

Jibs can be wall mounted or attached to vertical column (AVC-5) to create a freestanding workstation. End stop, end caps, and balancer trolley are included. Maximum weight: 50 lbs.

All complete assemblies are beige polyester finish and include balancer trolley, end caps, and end stops. Floor mounted assemblies are not able to ship via UPS.

When choosing a workstation system, remember...

Total weight capacities should include tool balancer, hose/cable, and tool/fixture. Units need to be supported vertically and horizontally every 6 ft.

* Additional freight may apply

** AJS3 Does not include balancer trolley

WORKSTATION COMPONENTS AND ASSEMBLIES

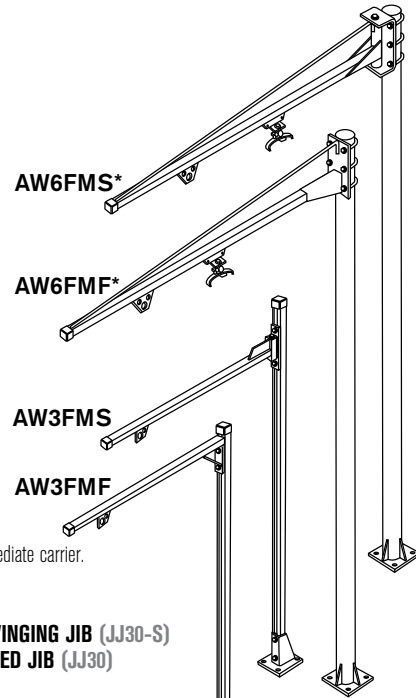
**FLOOR MOUNTED
3 FT. SWINGING JIB***
(AW3FMS)

**FLOOR MOUNTED
3 FT. FIXED JIB***
(AW3FMF)
Maximum weight: 30 lb
Column height: 6 ft

**FLOOR MOUNTED
6 FT. SWINGING JIB***
(AW6FMS*)

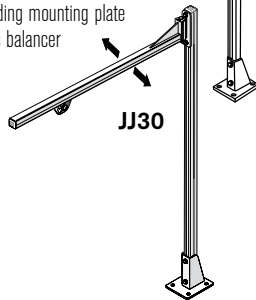
**FLOOR MOUNTED
6 FT. FIXED JIB***
(AW6FMF*)
Maximum weight: 50 lb
Column height: 9 ft

*Units include end stop,
balancer trolley and intermediate carrier.



**BENCH MOUNTED SWINGING JIB (JJ30-S)
BENCH MOUNTED FIXED JIB (JJ30)**

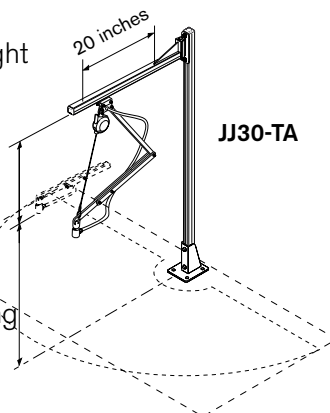
Maximum weight: 30 lbs
Column height: 48" including mounting plate
3 ft. swinging jib includes balancer
trolley, end stop, and cap



AIMCO WORKSTATION KIT

**BENCH MOUNTED WORKSTATION
WITH TORQUE ARM (JJ30-TA**)**

- 5 lb. maximum weight (RPA-3 included)
- 5' column height including mounting plate
- 38" jib length (swinging)
- 15 ft-lb torque rating
- 3/8" NPT inlet
- 1/4" NPT outlet
- Beige polyester finish
- 1/4" braided air hose
- 21" maximum vertical arm travel



**Additional freight may apply

**For use with pneumatic tools only

CREATE A CUSTOM SUPPORT SYSTEM USING AIMCO'S QUALITY PRODUCTS

- Organize work areas to create a safe, productive working environment.
- Reduce risk of injury to assembler by providing support for heavy tools.
- Protect valuable tools, fixtures, and monitoring devices from damage by suspending them out of the way.

AIMCO BASIC WORKSTATION KIT (ATW-50)

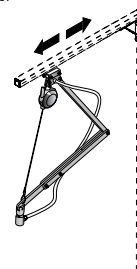


- 50 lb maximum weight capacity
- 48" uprights
- 36" extensions
- Table mounts included
- 6' tool rail with rolling trolley included
- All necessary hardware included

TROLLEY MOUNTED TORQUE ARM WITH 3-LB RETRACTOR AND HOSE (FA-50-2*)

Ergonomic arm absorbs torque reaction.
Moves front to back
along overhead jib.

(TA-50-2)
Moves side
to side on
overhead track.



TOOL BASKET (21226)

Mounts easily to any work area
to hold pistol and angle style tools.



AIMCO can customize a workstation for you. Contact your AIMCO sales representative, 1-800-852-1368.

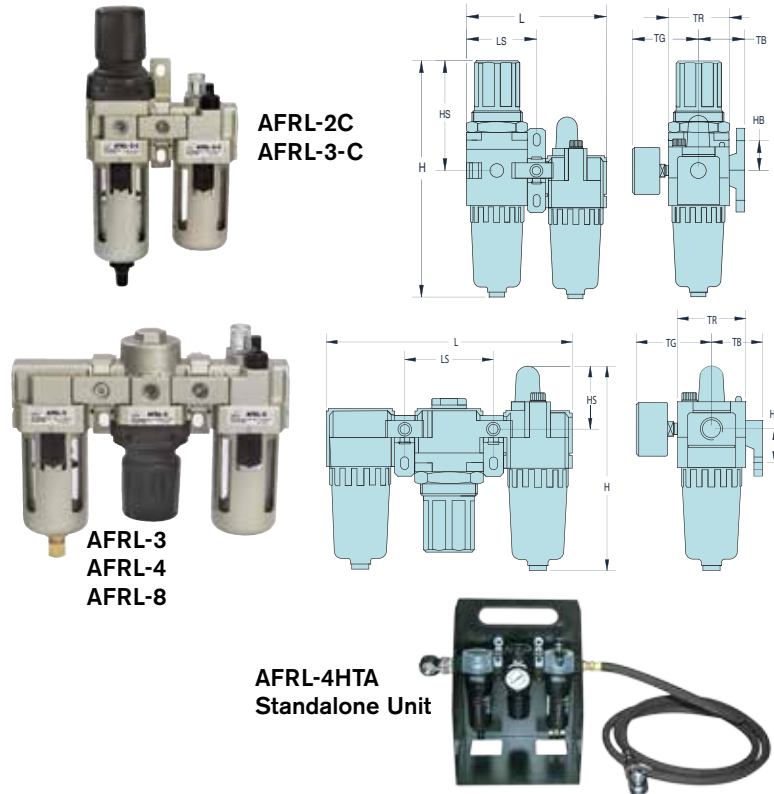
AIR PREPARATION UNITS

AFRL STACKING FILTER/REGULATORS

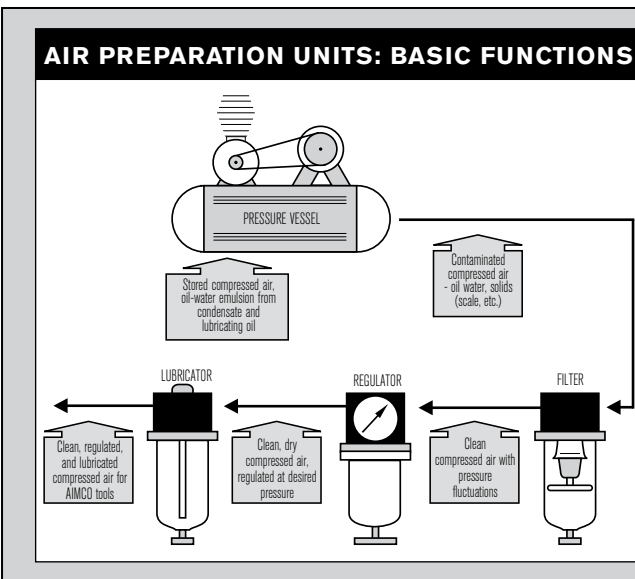
Stacking filter/regulator combinations provide air filtration and precise regulation in a single unit for easy mounting and installation.

FEATURES AND BENEFITS

- All models include L-mount bracket, gauge, and metal bowl shields.
- Polycarbonate filter and lubricator bowls (metal bowls standard on AFRL-8).
- 25-micron filter included on all models.
- Regulating range: 7 – 125 PSI.
- Custom order upgrade items include metal bowl, 5 micron filter, semi-automatic filter drain, and reduced PSI range regulator. Contact an AIMCO sales representative for more information, 1-800-852-1368.



MODEL	PORT	GAUGE PORT	FLOW RATE CFM	FLOW RATE L/MIN	BOWL SHIELD	H IN/MM	HB IN/MM	HS IN/MM	L IN/MM	LS IN/MM	TB IN/MM	TG IN/MM	TR IN/MM
AFRL-2	1/4"	1/8"	70	2,000	yes	6.16 (156.5)	1.39 (35.3)	1.50 (38.1)	7.13 (181.1)	2.52 (64.0)	1.61 (41.0)	2.39 (60.7)	2.09 (53.1)
AFRL-2-C	1/4"	1/8"	60	1,700	yes	8.31 (211.1)	1.38 (35.1)	3.64 (92.5)	4.61 (117.1)	2.30 (58.4)	1.61 (40.9)	2.39 (60.7)	2.09 (53.1)
AFRL-3	3/8"	1/4"	140	4,000	yes	7.54 (191.5)	1.57 (40.0)	1.61 (40.9)	9.37 (238.0)	3.31 (84.1)	1.97 (50.0)	2.58 (65.5)	2.76 (70.1)
AFRL-3-C	3/8"	1/4"	105	3,000	yes	10.31 (261.9)	1.57 (39.9)	4.41 (112.0)	6.06 (153.9)	3.03 (77.0)	1.97 (50.0)	2.58 (65.5)	2.76 (70.1)
AFRL-4	1/2"	1/4"	140	4,000	yes	7.54 (191.5)	1.57 (40.0)	1.61 (40.9)	9.37 (238.0)	3.31 (84.1)	1.97 (50.0)	2.58 (65.5)	2.76 (70.1)
AFRL-8	1"	1/4"	180	5,000	yes	10.69 (271.5)	1.97 (50.0)	1.89 (48.0)	11.81 (300.0)	4.13 (104.9)	2.75 (69.9)	2.97 (75.4)	3.54 (89.9)



The supply of clean, dry air is essential to the operation of pneumatic powered tools. Use only clean filtered air for longer tool life. Provide proper airflow (CFM) and regulate air pressure (PSI) for optimum performance.

To determine unit size for application, you need to know:

- Total air flow (CFM) required for application.
- Size of incoming air line and size of air line required by tool.
- Air supply pressure (PSI)
- Allowable pressure drop.
- Does the application requires lubrication?
- Does the overall system have the required capacity?

AIR LINE

POLYURETHANE AIR HOSE

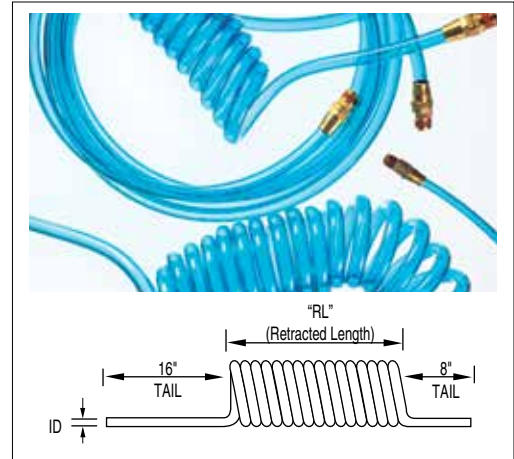
- Durable polyurethane hose is highly chemically resistant.
- Excellent recoil memory.
- Maximum flexibility and light weight.
- Transparent hose color. Opaque and custom colors available.
- Burst pressure 428 PSI @ 68° F.
- Working temperature: -104° F to 175° F.



STRAIGHT AIR HOSE (Sold per foot)

MODEL	DESCRIPTION
ASH-250Z	1/4" I.D.
ASH-375Z	3/8" I.D.
ASH-500Z	1/2" I.D.

Available with or without hose fittings.
Ask about full-reel pricing.



COILED AIR HOSE ASSEMBLIES (Include reusable swivel fitting)

MODEL	DESCRIPTION (OD X ID X LENGTH)	RETRACTED LENGTH	NPT FITTINGS
ASH-250C-10MSZ	3/8" x 1/4" x 10'	7"	1/4"
ASH-250C-15MSZ	3/8" x 1/4" x 15'	9 1/2"	1/4"
ASH-250C-25MSZ	3/8" x 1/4" x 25'	15 1/2"	1/4"
ASH-375C-15MSZ	9/16" x 3/8" x 15'	10"	3/8"
ASH-375C-25MSZ	9/16" x 3/8" x 25'	14"	3/8"
ASH-500C-15MSZ	3/4" x 1/2" x 15'	13"	1/2"
ASH-500C-25MSZ	3/4" x 1/2" x 25'	23"	1/2"

Working pressure 100 PSI

Custom length coil assemblies are available in minimum order quantities.

HELPFUL HINTS FOR AIR HOSE USE

- Use recommended ID air hose and fittings.
- Replace air hose regularly to help maintain clean air.
- A clear hose allows you to see water or dirt accumulation in hose.
- Use correct length of hose to reduce air loss and pressure drop.
- Use locking quick-disconnect couplers for additional safety.

AIR LINE ACCESSORIES

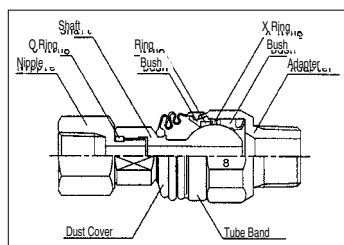
ERGONOMIC TWIST PLUGS

These unique, ergonomically designed hose fittings provide 360° rotation and 35° angled rotation in any direction.

- Two rotation points prevent kinking of air hose.
- Design ensures full air pressure flow.
- Rotating joint comes with polyurethane dust cover.
- Heavy duty construction for maximum life.



MODEL	DESCRIPTION
TS-20NP-3NPT	1/4" NPT Female x 3/8" NPT Male
TS-30NP-2NPT	3/8" NPT Female x 1/4" NPT Male
TS-20NP-2NPT	1/4" NPT Female x 1/4" NPT Male
TS-20US-2NPT	1/4" US Plug x 1/4" NPT Male
TS-20US-3NPT	1/4" US Plug x 3/8" NPT Male
TS-30US-2NPT	3/8" US Plug x 1/4" NPT Male
TS-30US-3NPT	3/8" US Plug x 3/8" NPT Male



AIR HOSE FITTINGS

MODEL	CAPACITY
250-RZ	1/4" NPT Rigid Fitting
250-SZ	1/4" NPT Swivel Fitting
375-RZ	3/8" NPT Rigid Fitting
375-SZ	3/8" NPT Swivel Fitting
500-RZ	1/2" NPT Rigid Fitting
500-SZ	1/2" NPT Swivel Fitting

AIR LINE ACCESSORIES

QUICK COUPLERS

Manual ball couplers designed for use with ergonomic twist plugs. Brass with nitrile seals, rated to 300 PSI, from -40° to +250° F.



MODEL	DESCRIPTION
B23	1/4" NPT F x 1/4" QC Brass Coupler
B23E	1/4" NPT F x 3/8" QC Brass Coupler
B25	3/8" NPT F x 3/8" QC Brass Coupler

IN-LINE MINI LUBRICATORS

These mist type inline lubricators keep air operated tools performing with greater efficiency. The patented "on the tool" mist lubricator system is more cost effective.



MODEL	DESCRIPTION	WEIGHT	LENGTH	NPT	TOOL CFM
7006	Mini Lube	2 1/2 oz	2 1/4	1/4	3 - 7
7007	Midget Lube	3 1/2 oz	2 1/2	1/4	7 - 15
7008	Master Lube	5 oz	3 1/4	3/8	15 - 30

IN-LINE MINI REGULATORS

Easily adjust airflow with the turn of a dial.

MODEL	CAPACITY
932-100-0	1/8" NPT
932-110-0A	1/4" NPT



SWIVEL AIR FITTINGS GAUGES

For use with most portable air tools, including screwdrivers, drills, grinders, sanders, buffers, staple guns, and more. Rotates 360° for awkward angles.



MODEL	INLET	WEIGHT	MAX PSI	TOOL CFM
7021	1/4" NPT	3 oz	Up to 125	25
7021AG	1/4" NPT	3 oz	Up to 125	25
7041A	3/8" NPT	11 oz	Up to 125	50
7041AG	3/8" NPT	3 oz	Up to 125	50
7051	1/2" NPT	7 oz	Up to 125	60

FITTINGS AND ADAPTERS


Brass pipe fittings for use as medium and low pressure connectors. Meets functional requirements of SAE J530, SAE J531, ASME and ASA. Rated 1,000 PSI from -65° to +250° F.



MODEL	DESCRIPTION
222P-6-4	3/8 NPT F x 1/4 NPT M Adapter
222P-8-6	1/2 NPT F x 3/8 NPT M Adapter
222P-12-8	3/4 NPT F x 1/2 NPT M Adapter
209P-6-4	1/4 NPT F x 3/8 NPT M Bushing
209P-8-6	3/8 NPT F x 1/2 NPT M Bushing

MINI AIR GAUGE SWIVEL JOINT KITS

- Bi-directional 360° rotation.
- Keeps air hose straight and untwisted.
- Decreases operator fatigue.



MODEL	DESCRIPTION
7021AG	1/4 PT/NPT
7041AG	3/8 PT/NPT



www.aimco-global.com

800-852-1368



Visit our *NEW* website
WWW.AIMCO-GLOBAL.COM

AIMCO CORPORATE HEADQUARTERS

10000 SE Pine Street
Portland, Oregon 97216
Phone: (503) 254-6600
Toll Free: 1-800-852-1368

AIMCO CORPORATION DE MEXICO SA DE CV

Ave. Cristobal Colon 14529
Chihuahua, Chihuahua. 31125
Mexico
Phone: (01-614) 380-1010
Fax: (01-614) 380-1019

AIMCO EUROPE

C/ Río Gallo, 431 urb. Montelar
19174 Galápagos / Guadalajara
Spain
Phone: +34 673 34 99 25

AIMCO CHINA

Room 607, No. 3998 Hongxin Rd
Minhang District, Shanghai
China
Phone: 0086-21-34319246
Fax: 0086-21-34319245

AIMCO SOUTH AMERICA

Carrera 29A, #7B-91. Origami Building. Int604
Medellin; Colombia 050021