



POWER TOOLS

2017 / 18



AIMCO

For over 40 years AIMCO has been working with manufacturers around the world, we are the complete global source for all assembly, fastening, and critical bolting needs. AIMCO can effectively and swiftly meet your needs whether you're in Thailand fastening a 3 mm nut at 3 Nm, or in Tennessee, USA torquing the last lug nut. AIMCO provides the tools and solutions, on a global scale, that guarantee the success of your project. It is with great pride that AIMCO can say the products that we manufacture are **MADE IN THE USA.**

ISO 9001: 2015 Certified

Visit our NEW website www.aimco-global.com

TABLE OF CONTENTS


POWER TOOLS

ACRADYNE HT SERIES PNEUMATIC TOOLS	4
ACRADYNE HIGH-SPEED SERIES HT PNEUMATIC TOOLS	5
AIR PREPARATION UNITS	6
ACRADYNE HT SERIES PNEUMATIC TOOL ACCESSORIES	7
AIMCO PULSE TOOLS: OVERVIEW.	8
OMEGA PULSE: UAT SERIES	10
OMEGA PULSE: UL / ULT SERIES.	12
ACRA-PULSE® SERIES.	13
UDBP PULSE SERIES CORDLESS TOOLS	16
UDP-TA DIRECT PLUG-IN PULSE TOOLS	18
UAN & URW SERIES NUTRUNNERS.	19
TUBENUT & GEARED NUTRUNNERS.	20
DYNATORQUE MANUAL TORQUE MULTIPLIERS.	21
US-LT PNEUMATIC SCREWDRIVERS.	22
US & US-LD PNEUMATIC SCREWDRIVERS.	24
SIGNATURE SERIES SHUT-OFF IMPACT CORDLESS TOOLS	25
SIGNATURE SERIES PRECISION CLUTCH CORDLESS TOOLS	26
ELECTRIC SCREWDRIVERS.	29
IMPACT TOOLS	32
GRINDERS	34
SANDERS & DRILLS.	35
PERCUSSION TOOLS.	36

TOOL SUPPORT SYSTEMS

AIR LINE	37
AIR LINE ACCESSORIES	38

INDEX	39
------------------------	----



* **E** logo indicates where ERGO-DRIVE sockets/extensions benefit tool operation.

ERGO-DRIVE sockets are uniquely designed for repeatable, accurate rundowns. They also ensure excellent product quality, longer tool life, and better ergonomics for the tool user. Look for the ERGO-DRIVE **E** logo in this catalog to see where ERGO-DRIVE sockets/extensions benefit tool operation, operator, and rundown.

ACRADYNE HIGH TORQUE PNEUMATIC TOOLS

FEATURES AND BENEFITS

AcraDyne's High Torque Pneumatic Bolting Tools offer a reliable and dependable solution for the installation and removal of heavy-duty fasteners. Appropriate for use in industries requiring high torque capability, accuracy, power, and safety.

- Modular design allows for ease of maintenance
- Interchangeable motors and gearing
- Same proven and reliable gearbox as the AcraDyne DC line
- One-hand reverse



AAP1B66600A




AAP1B76950A



AAP1B772000A



AAP1B885100A



MODEL	TORQUE (NM)	TORQUE (FT-LB)	SPEED (RPM)	WEIGHT (LB)	SQUARE DR. (IN)	AIR CONSUMPTION (CFM)
AAP1B66400A	400	300	57	9.75	3/4	22.9
AAP1B66600A	600	450	39	9.75	3/4	22.9
AAP1B66850A	850	625	27	9.75	3/4	22.9
AAP1B76950A	950	700	31	10.4	3/4	26.3
AAP1B771350A	1,350	1,000	22	10.4	1	26.3
AAP1B772000A	2,000	1,475	14	12.7	1	26.3
AAP1B772950A	2,950	2,175	9	14.9	1	26.3
AAP1B885100A	5,100	3,775	8	23	1-1/2	31.5

AIR PREPARATION UNITS

Many stacking filter/regulator combinations are available. See page 6 for options.



AFRL-4



**AFRL-4HTA
Standalone Unit**

**28178
HT Air Tool/AFRL
Carrying Kit**



ACRADYNE HIGH-SPEED SERIES HIGH TORQUE PNEUMATIC TOOLS

Our High-Torque Pneumatic High-Speed Series Bolting Tools offer a reliable and dependable solution for the installation and removal of heavy-duty fasteners with high torque capability, accuracy, power, and safety.

FEATURES AND BENEFITS

- Extremely fast rundown speed due to the dual motor design
- High torque output to weight ratio
- No reaction force due to the reaction bar and swivel gearbox
- Full swivel gearcase facilitates reaction bar positioning for ease of use and operator comfort
- Handle exhaust with low sound level
- Low air consumption compared to large motor frame type tools
- Uses the same durable and reliable gearbox from our DC line of high torque tools
- Modular design allows for easy maintenance
- One motor is used for all models in the range
- Two-piece handle construction enables flexible handle design
- Available in reversible and non-reversible models



AAP2B76950A

AAP2B771400A

MODEL*	TORQUE		SPEED (RPM)	WEIGHT		SQUARE DR. (IN)
	(NM)	(FT-LB)		(LB)	(KG)	
AAP2B76250A(R)	250	185	660	10.5	4.8	3/4
AAP2B76450A(R)	450	330	335	10.5	4.8	3/4
AAP2B76650A(R)	650	480	223	10.5	4.8	3/4
AAP2B76950A(R)	950	700	153	10.5	4.8	3/4
AAP2B771400A(R)	1,400	1,000	110	14.6	6.6	1
AAP2B772000A(R)	2,000	1,475	63	14.8	6.7	1
AAP2B773000A(R)	3,000	2,210	52	15.0	6.8	1
AAP2B785100A(R)	4,800	3,540	26.5	19.7	8.9	1.5

*Add "R" to part numbers for reversible models.

AIR PREPARATION UNITS

AFRL STACKING FILTER/REGULATORS

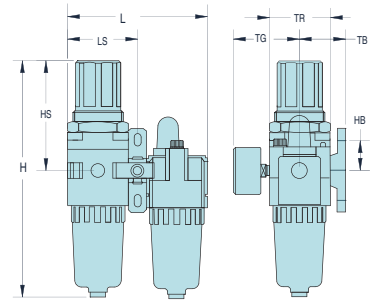
Stacking filter/regulator combinations provide air filtration and precise regulation in a single unit for easy mounting and installation.

FEATURES AND BENEFITS

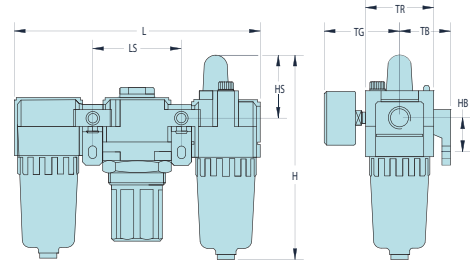
- All models include L-mount bracket, gauge, and metal bowl shields
- Polycarbonate filter and lubricator bowls (metal bowls standard on AFRL-8)
- 25-micron filter included on all models
- Regulating range: 7 – 125 PSI
- Custom order upgrade items include metal bowl, 5 micron filter, semi-automatic filter drain, and reduced PSI range regulator. Contact an AIMCO Customer Service Associate for more information, 1-503-254-6600, or toll free 1-800-852-1368



AFRL-2-C
AFRL-3-C



AFRL-3
AFRL-4
AFRL-8



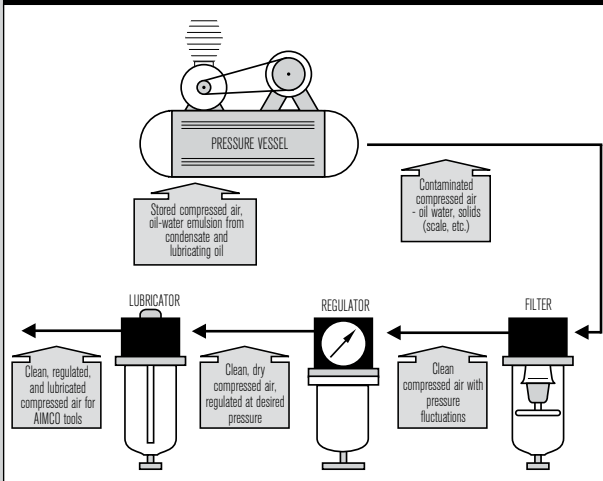
28178
HT Air Tool/AFRL
Carrying Kit



AFRL-4HTA
Standalone Unit

MODEL	PORT	GAUGE PORT	FLOW RATE CFM	FLOW RATE L/MIN	BOWL SHIELD	H IN/MM	HB IN/MM	HS IN/MM	L IN/MM	LS IN/MM	TB IN/MM	TG IN/MM	TR IN/MM
AFRL-2	1/4"	1/8"	70	2,000	yes	6.16 (156.5)	1.39 (35.3)	1.50 (38.1)	7.13 (181.1)	2.52 (64.0)	1.61 (41.0)	2.39 (60.7)	2.09 (53.1)
AFRL-2-C	1/4"	1/8"	60	1,700	yes	8.31 (211.1)	1.38 (35.1)	3.64 (92.5)	4.61 (117.1)	2.30 (58.4)	1.61 (40.9)	2.39 (60.7)	2.09 (53.1)
AFRL-3	3/8"	1/4"	140	4,000	yes	7.54 (191.5)	1.57 (40.0)	1.61 (40.9)	9.37 (238.0)	3.31 (84.1)	1.97 (50.0)	2.58 (65.5)	2.76 (70.1)
AFRL-3-C	3/8"	1/4"	105	3,000	yes	10.31 (261.9)	1.57 (39.9)	4.41 (112.0)	6.06 (153.9)	3.03 (77.0)	1.97 (50.0)	2.58 (65.5)	2.76 (70.1)
AFRL-4	1/2"	1/4"	140	4,000	yes	7.54 (191.5)	1.57 (40.0)	1.61 (40.9)	9.37 (238.0)	3.31 (84.1)	1.97 (50.0)	2.58 (65.5)	2.76 (70.1)
AFRL-8	1"	1/4"	180	5,000	yes	10.69 (271.5)	1.97 (50.0)	1.89 (48.0)	11.81 (300.0)	4.13 (104.9)	2.75 (69.9)	2.97 (75.4)	3.54 (89.9)

AIR PREPARATION UNITS: BASIC FUNCTIONS



The supply of clean, dry air is essential to the operation of pneumatic powered tools. Use only clean filtered air for longer tool life. Provide proper airflow (CFM) and regulate air pressure (PSI) for optimum performance.

To determine unit size for application, you need to know:

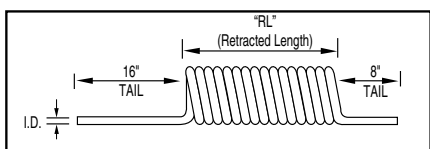
- Total air flow (CFM) required for application
- Size of incoming air line and size of air line required by tool
- Air supply pressure (PSI)
- Allowable pressure drop
- Does the application require lubrication?
- Does the overall system have the required capacity?

ACRADYNE HT PNEUMATIC TOOL ACCESSORIES

Polyurethane Hose for HT Tools



ASH-500C-15MSZ



Custom length coil assemblies and special colors available in minimum order quantities. Contact an AIMCO Customer Service Associate, 1-503-254-6600, or toll free 1-800-852-1368.

- Durable Polyurethane is chemical resistant and lightweight, and provides excellent recoil memory and maximum flexibility
- Available in transparent hose color (opaque also available)
- Assemblies for coiled hose include reusable swivel fitting. Straight hose available with or without fittings
- Working temperature: -104°F to 175°F
- Working pressure: 100 PSI

SINGLE AIR HOSE ASSEMBLIES (COILED)

MODEL	DESCRIPTION (O.D. x I.D. x LENGTH)	RETRACTED LENGTH	NPT FITTINGS
ASH-500C-15MSZ	3/4" x 1/2" x 15'	13"	1/2"
ASH-500C-25MSZ	3/4" x 1/2" x 25'	23"	1/2"



STRAIGHT AIR HOSE (SOLD PER FOOT)

MODEL	DESCRIPTION
ASH-500Z	1/2" I.D.

Contact an AIMCO Customer Service Associate about full reel pricing, 1-503-254-6600, or toll free 1-800-852-1368.

Rubber Hose for HT Tools



28796
1/2" ID

- Designed for use in a wide range of industrial, construction, and agricultural applications
- Constructed of high grade, reinforced EPDM synthetic rubber
- Working temperature: -40°F to 190°F

SINGLE AIR HOSE (RUBBER)

I.D.	O.D.	LENGTH	WORKING PRESSURE	WEIGHT
1/2"	0.81"	10 ft	200 psi	2.0 lb
5/8"	0.97"	10 ft	200 psi	2.7 lb
3/4"	1.12"	10 ft	200 psi	3.4 lb

Custom lengths available. Contact an AIMCO Customer Service Associate for more details, 1-503-254-6600, or toll free 1-800-852-1368.

REACTION BARS

Tool includes standard, spline attachment reaction device. Custom reaction devices are available; contact an AIMCO Customer Service Associate for more details, 1-503-254-6600, or toll free 1-800-852-1368.



Reaction Bars

Air Line Fittings



PLUGS

MODEL	DESCRIPTION
28161	1/2" x 1/4" MPT
28162	1/2" x 3/8" MPT
28163	1/2" x 1/2" MPT
28164	1/2" x 1/2" FPT



QUICK-CHANGE COUPLERS

MODEL	DESCRIPTION
27768	1/2" FPT
27769	1/2" MPT



PROTECTIVE COUPLER

MODEL	DESCRIPTION
27771	Vinyl



SWIVEL FITTING

MODEL	CAPACITY
500-SZ	1/2" NPT Swivel Fitting

AIMCO PULSE TOOLS: OVERVIEW

HOW DOES A PULSE TOOL WORK?

The unique design of a pulse tool, combining motor power and hydraulics, leads to an assembly tool that produces smooth, controlled torque in a series of very fast (2 – 4 ms) events and virtually no torque reaction.

- At free-speed, the entire pulse unit, a sealed cylinder containing hydraulic fluid and an output shaft, rotates at the same speed as the tool motor
- As resistance to rotation increases, the rotation of the output shaft slows, while the rotation of the

cylinder and the hydraulic fluid continues until they approach a seal point within the cylinder

- This seal point produces an increase in fluid pressure and transmits the energy from the rotational mass of the cylinder and fluid to the output shaft, producing torque on the fastener
- After a series of these cycles (pulses), fluid pressure builds to a point that overcomes the limit of a relief valve, allowing pressure to drop and torque to be controlled

TIMELINE

1965

NEW TECHNOLOGY

The first pulse tool prototype was designed in an attempt to provide a tool that would provide torque control without the high maintenance costs of impact wrenches.



1980

U SERIES

Uryu produces the U-series, the first pulse tools to be available commercially for assembly. The U-Series evolves over the next several years to cover torque ranges from 4 – 850 Newton meters and finally, the development of full-shut-off tools. The lack of torque reaction and accurate, repeatable torque makes these tools a manufacturer standard.



1988

EC SERIES

The EC Series (and later the MC Series) combines the advantages of pulse tools with the technology of controlled tools. By incorporating a transducer into the design of the U-Series pulse tool, customers gain the Productivity and Ergonomics of pulse tools and the traceability and control of other transducerized assembly tools. Manufacturers with safety critical applications now have many more options for assembly tools.



2006

UEP-MC SERIES

Uryu does what no other manufacturer can by developing the UEP series, the first and only electric powered pulse tool. The lower speeds, quiet operation, and extremely repeatable torque make the UEP the perfect choice for applications where accuracy and clean operation are critical. By combining programmable tool speed with the MC-style transducer, extremely accurate and repeatable torque is achieved on a variety of applications.



2012

UDP-MC CONTROLLED SERIES

Uryu introduced the UDP-MC controlled series – smaller, lighter electric pulse tools that have an integrated fan unit. The state-of-the-art UECD controller with a built-in driver box eliminates the need for a secondary driver box in the system configuration.



OMEGA PULSE TOOLS: OVERVIEW

BENEFITS OF AIMCO PULSE TOOLS:

Pulse tools offer advantages in all of the PERQ® elements – productivity, ergonomics, reliability and quality.

By partnering with AIMCO, manufacturers can apply the advantages of pulse tools in many ways to reduce production costs and increase profits.

- Productivity – Combining high operating speeds with one-handed operation, AIMCO pulse tools help manufacturers produce at the highest possible rates
- Ergonomics – Light weight, low vibration and no torque reaction make AIMCO pulse tools the safest assembly tools available for threaded assembly
- Reliability – Advances in design and AIMCO's extensive maintenance and training programs add up to years of low cost service from any AIMCO pulse tool
- Quality – AIMCO pulse tools offer the most repeatable torque and clamp load results of any assembly tool, guaranteeing high product quality for manufacturers

1995

ALPHA SERIES

The Alpha-series continued Uryu's advancements in pulse-tool design. In order to achieve the best possible power-to-weight ratio, the Alpha 9-blade, twin chamber air motor is developed. Still unique today, this new motor provides significantly more power, thereby, reducing cycle times and improving torque repeatability. The new Alpha air motor and design changes make the tools smaller and lighter, keeping Uryu at the forefront of pulse tool technology.



2001

ULT / UL SERIES

Continuous innovations and developments include a new O-ring design that improves durability, roller bearings in the pulse unit to increase hydraulic fluid life and redesigned porting helps maintain fluid temperature and torque repeatability. UL tools, with their non-shut off operation, are ideal for applications where the lightest, fastest tool is necessary. Each model features the powerful Alpha air motor and latest in pulse unit design.



2013

UA-AMC CONTROLLED PULSE SERIES

The UA-AMC Series features angle measurement for improved process control. It detects cross threading, double hits on the same fastener, stripped and damaged fastener threads and incorrect fasteners. It also features patented Auto Relief Technology, which modulates the beginning of the torque event, increases pulse frequency, and reduces resistance during the non-pulsing portion of the cycle. This shortens cycle time and increases fluid life.



UAT SERIES

In 2013, Uryu developed and patented the latest innovation in Pulse Tool technology. Auto Relief (PAT) enables efficient delivery of torque energy to the application. Auto Relief responds to ever-changing pressures in the pulse unit, applying its energy in a smooth manner to the joint as the torque is developed. The Auto Relief valve is fully open during free run and automatically closes when torque resistance is sensed. No adjustment required. Benefits include elimination of initial torque spike on hard joints, reduction in oil flow resistance, and maximized performance of the tool.

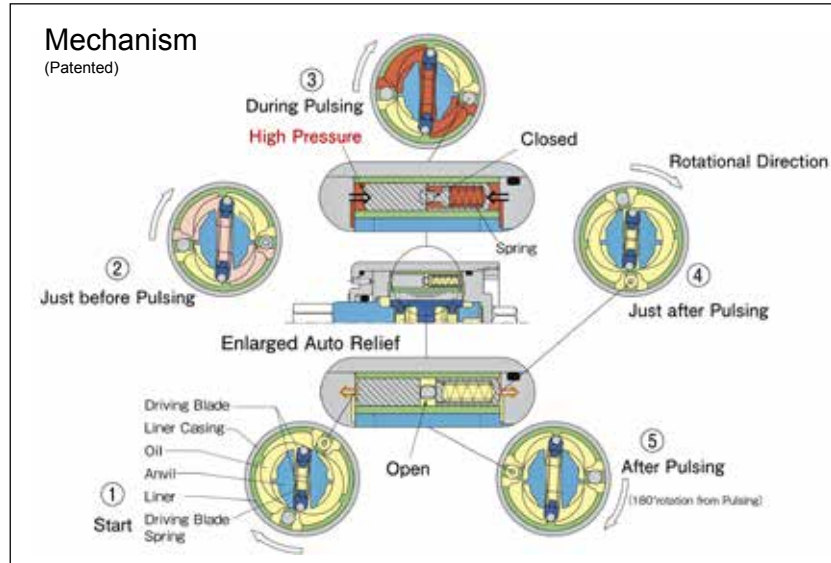


OMEGA PULSE TOOLS: UAT SERIES

PATENTED AUTO RELIEF TECHNOLOGY:

UAT features patented Auto Relief Technology providing additional control to the application of torque during the pulsing events.

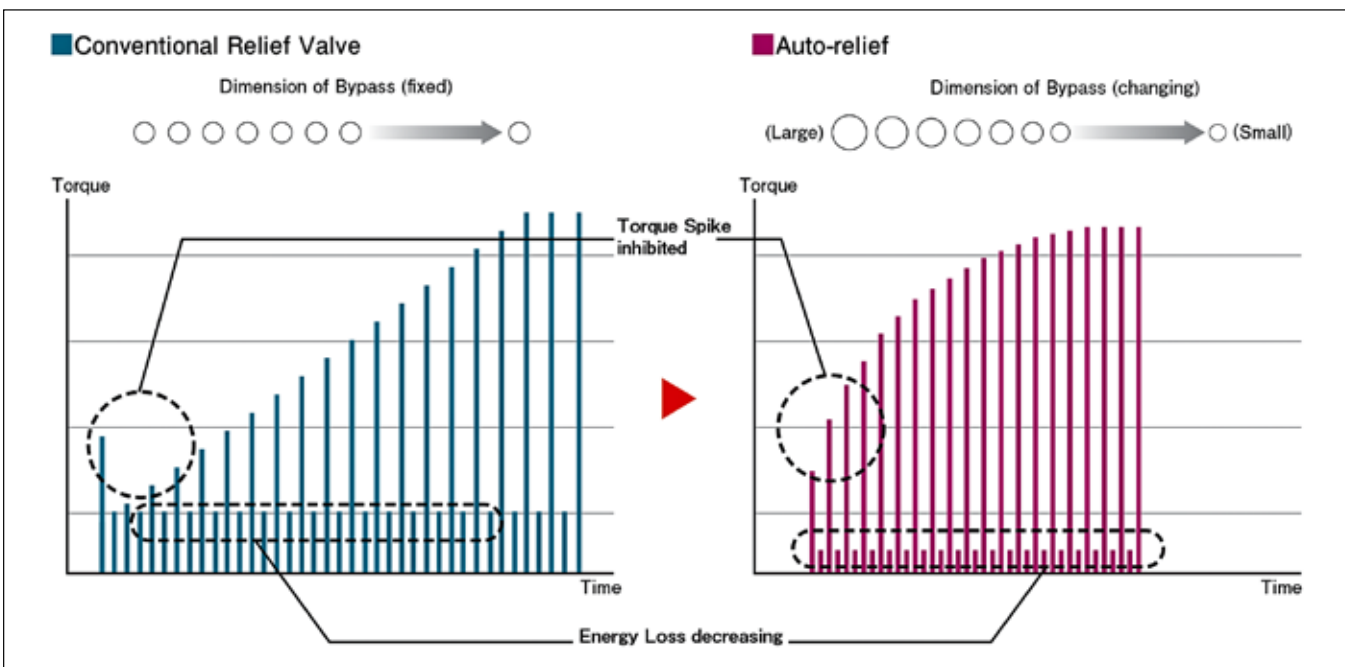
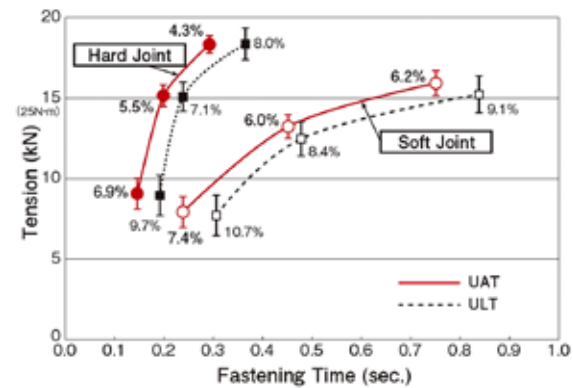
- Auto Relief eliminates initial spike of torque during a cycle. Highly effective on hard joint applications
- Auto Relief ramps up pressure within the pulse unit resulting in more pulses in less time providing a more efficient and even torque event



A NEW LEAP FORWARD IN PRODUCTIVITY AND QUALITY:

- Fastening accuracy and time can be improved by as much as 30% depending on application

■ Fastening efficiency comparison (UAT vs ULT)



OMEGA PULSE TOOLS: UAT SERIES



PISTOL SHUT-OFF

Recommended Air Pressure: 85 psi

MODEL	FREE SPEED RPM	TORQUE RANGE		WEIGHT		OVERALL LENGTH		DRIVE IN	SOUND LEVEL dB(A)	AIR USAGE CFM
		NM	FT-LB	LB	KG	IN	MM			
UAT-30D	4,200	2.5 - 5.5	1.9 - 4.1	1.9	0.9	6.5	165	1/4	76	10.5
UAT-40	3,800	4.5 - 8	3.3 - 5.9	2.0	0.9	6.4	162	3/8	75	8.8
UAT-40D	3,800	4.5 - 8	3.3 - 5.9	2.0	0.9	6.5	165	1/4	75	8.8
UAT-50	4,600	7 - 15.5	5.2 - 11.5	2.0	0.9	6.4	162	3/8	78	8.8
UAT-50D	4,600	7 - 15.5	5.2 - 11.5	2.0	0.9	6.5	165	1/4	78	8.8
UAT-50L	4,000	7 - 15.5	5.2 - 11.5	2.0	0.9	6.4	162	3/8	75	8.8
UAT-50DL	4,000	7 - 15.5	5.2 - 11.5	2.0	0.9	6.5	165	1/4	75	8.8
UAT-60	6,700	15 - 32	11.1 - 23.7	2.1	1.0	6.8	174	3/8	80	12.3
UAT-60D	6,700	15 - 32	11.1 - 23.7	2.1	1.0	7.0	177	1/4	80	12.3
UAT-60L	6,000	13 - 28	9.6 - 20.7	2.1	1.0	6.8	174	3/8	77	8.8
UAT-70	6,000	30 - 55	22.2 - 40.7	2.3	1.1	7.1	180	3/8	80	14.0
UAT-70L	5,300	25 - 48	18.5 - 35.5	2.3	1.1	7.1	180	3/8	78	10.5
UAT-80	5,600	45 - 63	33.3 - 46.6	2.8	1.3	7.3	186	3/8	80	16.8
UAT-90	5,700	50 - 85	37.0 - 62.9	3.2	1.5	7.6	192	1/2	82	18.6
UAT-90L	5,100	45 - 75	33.3 - 55.5	3.2	1.5	7.6	192	1/2	79	15.8
UAT-100	5,200	70 - 130	51.8 - 96.2	3.7	1.7	7.8	199	1/2	82	19.3
UAT-100L	5,200	60 - 110	44.4 - 81.4	3.7	1.7	7.8	199	1/2	79	16.8
UAT-130	4,500	110 - 150	81.4 - 111	5.1	2.3	8.5	217	1/2	82	24.6
UAT-150	3,900	140 - 210	103.6 - 155.4	6.4	2.9	9.5	240	3/4	82	24.6
UAT-180	3,300	160 - 250	118.4 - 185	8.1	3.7	10.5	264	3/4	84	24.6
UAT-200	2,400	200 - 400	148 - 296	12.8	5.8	11.0	279	3/4	85	35.2

Air Hose Size: 1/4" ID for UAT-30 to UAT-50, 3/8" ID for UAT-60 to UAT-100, 1/2" ID for UAT-130 to UAT-200

Air Inlet Thread: 1/4" NPT for UAT-30 to UAT-100 3/8" NPT for UAT-130 to UAT-200

Note Torque Ranges reflect residual B joint torque values

UAT Models containing "D" indicate 1/4" quick change bit holder

UAT Models containing "L" indicate models designed to run at 57 PSI air pressure.

Most models can be equipped with TM (Tightening Monitor) feature for use with qualifier systems. Order TM tools by adding "TM" to model number (for example, UAT-60 becomes UAT-60TM).



INLINE SHUT-OFF

Recommended Air Pressure: 85 psi

MODEL	FREE SPEED RPM	TORQUE RANGE		WEIGHT		OVERALL LENGTH		DRIVE IN	SOUND LEVEL dB(A)	AIR USAGE CFM
		NM	FT-LB	LB	KG	IN	MM			
UAT-30SD	3,400	2.5 - 5.5	1.9 - 4.1	1.9	0.8	8.7	222	1/4	68	12.3
UAT-40S	3,300	4.5 - 8.0	3.3 - 5.9	1.9	0.9	8.8	224	3/8	70	7.0
UAT-40SD	3,300	4.5 - 8.0	3.3 - 5.9	1.9	0.9	8.9	227	1/4	70	7.0
UAT-50S	3,900	7.0 - 15.5	5.2 - 11.5	1.9	0.9	8.8	224	3/8	78	8.8
UAT-50SD	3,900	7.0 - 15.5	5.2 - 11.5	1.9	0.9	8.9	227	1/4	78	8.8
UAT-50SL	3,800	7.0 - 15.5	5.2 - 11.5	1.9	0.9	8.8	224	3/8	75	7.0
UAT-50SDL	3,800	7.0 - 15.5	5.2 - 11.5	1.9	0.9	8.9	227	1/4	75	7.0
UAT-60S	5,700	15.0 - 32.0	11.1 - 23.7	1.9	0.9	9.0	229	3/8	80	10.5
UAT-60SD	5,700	15.0 - 32.0	11.1 - 23.7	1.9	0.9	9.1	232	1/4	80	10.5
UAT-60SL	5,300	13.0 - 28.0	9.6 - 20.7	1.9	0.9	9.0	229	3/8	77	8.8
UAT-60SDL	5,300	13.0 - 28.0	9.6 - 20.7	1.9	0.9	9.1	232	1/4	77	8.8
UAT-70S	4,700	30.0 - 50.0	22.2 - 37.0	2.1	1.0	9.4	239	3/8	80	12.3
UAT-70SL	4,400	25.0 - 45.0	18.5 - 33.3	2.1	1.0	9.4	239	3/8	78	9.5

Air Hose Size: 1/4" ID for UAT-30 to UAT-50, 3/8" ID for UAT-60 to UAT-70

Air Inlet Thread: 1/4" NPT for UAT-30 to UAT-70

Note Torque Ranges reflect residual B joint torque values

UAT Models containing "D" indicate 1/4" quick change bit holder

UAT Models containing "L" indicate models designed to run at 57 PSI air pressure.

Most models can be equipped with TM (Tightening Monitor) feature for use with qualifier systems. Order TM tools by adding "TM" to model number (for example, UAT-60 becomes UAT-60TM).

*  logo indicates where ERGO-DRIVE sockets/extensions benefit tool operation.

OMEGA PULSE TOOLS: UL SERIES

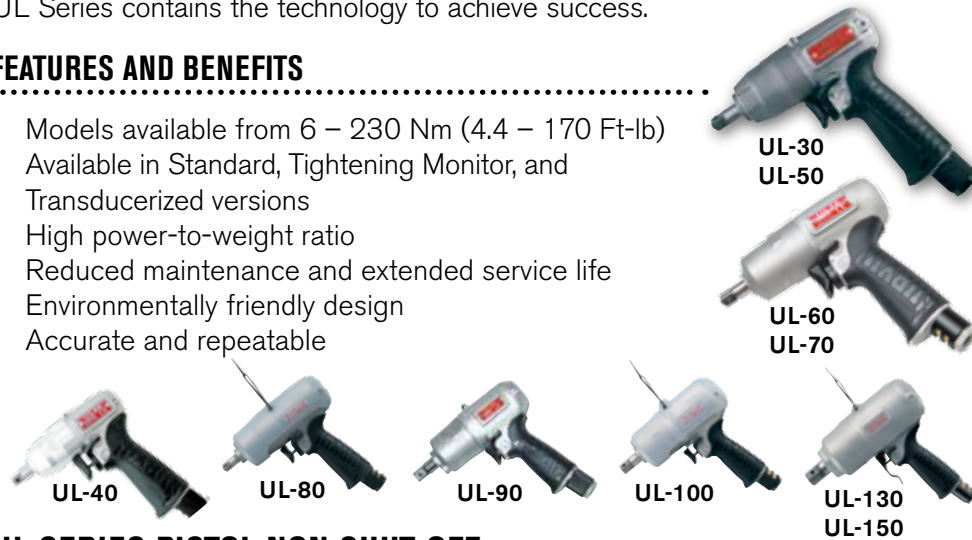

OMEGA UL SERIES

Whether the goal is improving productivity, ergonomics, reliability, or quality, the UL Series contains the technology to achieve success.

FEATURES AND BENEFITS

- Models available from 6 – 230 Nm (4.4 – 170 Ft-lb)
- Available in Standard, Tightening Monitor, and Transducerized versions
- High power-to-weight ratio
- Reduced maintenance and extended service life
- Environmentally friendly design
- Accurate and repeatable

Omega Series Pulse Unit



UL SERIES PISTOL NON SHUT-OFF

Recommended Air Pressure: 85 psi

MODEL	FREE SPEED		TORQUE RANGE		WEIGHT		OVERALL LENGTH		DRIVE	SOUND LEVEL	AIR USAGE
	RPM		NM	FT-LB	LB	KG	IN	MM			
UL-30D	5,700		6 - 12	4.4 - 8.9	1.5	0.7	5.4	137	1/4 hex	75	7.0
UL-30	5,700		6 - 12	4.4 - 8.9	1.5	0.7	5.2	133	3/8 sq.	75	7.0
UL-40D	6,100		11 - 20	8.1 - 14.8	1.5	0.7	5.4	137	1/4 hex	75	7.0
UL-40	6,100		13 - 22	9.6 - 16.3	1.5	0.7	5.2	133	3/8 sq.	75	7.0
UL-50D	6,400		18 - 28	13.3 - 20.7	1.7	0.8	5.8	146	1/4 hex	78	10.5
UL-50	6,400		22 - 35	16.3 - 25.9	1.7	0.8	5.5	140	3/8 sq.	78	10.5
UL-60D	7,000		22 - 35	16.3 - 25.9	1.8	0.8	5.6	143	1/4 sq.	80	14.0
UL-60	7,000		32 - 50	23.7 - 37.0	1.8	0.8	5.5	140	3/8 sq.	80	14.0
UL-70	5,700		40 - 65	29.6 - 48.1	2.1	1.0	6.0	153	3/8 sq.	80	15.8
UL-80	5,900		45 - 70	33.3 - 50.0	2.5	1.1	6.4	162	3/8 sq.	80	16.8
UL-90	6,000		60 - 100	44.4 - 74.0	2.9	1.3	6.7	170	1/2 sq.	82	18.6
UL-100	5,400		80 - 130	59.2 - 96.2	3.7	1.7	7.0	177	1/2 sq.	80	20.3
UL-130	4,400		100 - 160	74.0 - 118.4	5.1	2.3	7.8	197	1/2 sq.	83	22.7
UL-150	3,800		150 - 230	109.9 - 169.6	6.6	3.0	8.4	213	3/4 sq.	84	24.7



UL SERIES INLINE NON SHUT-OFF

Recommended Air Pressure: 85 psi

MODEL	FREE SPEED		TORQUE RANGE		WEIGHT		OVERALL LENGTH		DRIVE	SOUND LEVEL	AIR USAGE
	RPM		NM	FT-LB	LB	KG	IN	MM			
UL-30SD	5,000		6 - 12	4.4 - 8.9	1.4	0.6	8.2	209	1/4 hex	75	8.1
UL-30S	5,000		6 - 12	4.4 - 8.9	1.4	0.6	8.1	205	3/8 sq.	72	8.1
UL-40SD	5,000		9 - 20	6.7 - 14.8	1.4	0.6	8.2	209	1/4 hex	75	8.1
UL-40S	5,000		11 - 22	8.1 - 16.3	1.4	0.6	8.1	205	3/8 sq.	72	8.1
UL-50SD	6,400		18 - 28	13.3 - 20.7	1.6	0.7	8.4	214	1/4 hex	78	12.3
UL-50S	6,400		22 - 35	16.3 - 25.9	1.6	0.7	8.2	208	3/8 sq.	78	12.3
UL-60SD	6,700		22 - 35	16.3 - 25.9	1.7	0.8	8.3	212	1/4 hex	80	15.8
UL-60S	6,700		32 - 50	23.7 - 37.0	1.7	0.8	8.2	209	3/8 sq.	80	15.8
UL-70S	5,400		36 - 60	26.6 - 44.4	1.9	0.9	8.8	223	3/8 sq.	84	14.0

Air Hose Size: 1/4 I.D. for UL-30 (D/SD) - UL-50 (D/SD) - 3/8" I.D. for UL-60 (D/SD) - UL-150 (D/SD)


Air Inlet: N.P.T. 1/4

NOTE: Torque ranges reflect residual B joint torque values

All pulse tools ending in "D" include a 1/4" Hex quick-change bit holder.

*  logo indicates where ERGO-DRIVE sockets/extensions benefit tool operation.

OMEGA PULSE / ACRA-PULSE SERIES



OMEGA PULSE ULT SERIES PISTOL / ANGLE SHUT-OFF

MODEL	FREE SPEED	TORQUE RANGE		WEIGHT		OVERALL LENGTH		DRIVE	SOUND LEVEL	AIR USAGE
	RPM	NM	FT-LB	LB	KG	IN	MM	IN	dB(A)	CFM
PISTOL										
ULT-150	3,700	140 - 210	104 - 155	6.4	2.9	9.5	240	3/4" Sq. Dr.	82	24.7
ULT-180	3,300	160 - 250	118 - 185	8.1	3.7	10.4	264	3/4" Sq. Dr.	82	24.7
ANGLE										
ULT-40C	3,500	4.5 - 7.5	3.3 - 5.6	2.9	1.30	9.8	250	3/8" Sq. Dr.	70	7.0
ULT-50C	4,500	7.0 - 15.5	5.2 - 11.5	3.0	1.35	9.8	250	3/8" Sq. Dr.	78	8.6
ULT-60C	5,200	13 - 28	9.6 - 20.7	3.2	1.45	10.3	261	3/8" Sq. Dr.	80	10.5
ULT-70C	4,400	20 - 35	14.8 - 25.9	3.6	1.65	10.8	275	3/8" Sq. Dr.	82	12.3
ULT-70CH	2,500	30 - 50	22.2 - 37.0	4.1	1.85	11.4	290	1/2" Sq. Dr.	82	12.3

"L" following model number denotes Low Air Pressure type
 "H" within model number denotes High Torque type

NOTE: Torque ranges reflect residual B joint torque values



ACRA-PULSE PISTOL / INLINE SHUT-OFF 3/8" - 1/2" DRIVE

Recommended Air Pressure: 85 psi

MODEL	FREE SPEED	TORQUE RANGE		OVERALL LENGTH		WEIGHT		FROM CENTER TO OUTSIDE		SQ. DRIVE	NOISE LEVEL	AIR USAGE
	RPM	NM	FT-LB	MM	IN	LB	KG	MM	IN	IN	dB(A)	CFM
PISTOL 3/8" - 1/2" DRIVE												
UX-T700L*	7,500	13 - 26	10 - 19	187	7.4	3.2	1.5	25.5	1.0	3/8	72	10.5
PISTOL 3/4" - 1" DRIVE												
UXR-T1820	4,400	150 - 250	110 - 180	270	10.6	9.9	4.5	42.0	1.7	3/4	84	24.7
UXR-T2000	4,000	200 - 400	150 - 290	303	11.9	15.0	6.8	47.0	1.8	3/4	85	34.0
INLINE												
UXR-T2400S*	3,600	360 - 650	260 - 470	444	17.5	26.5	12.0	61.5	2.4	1	85	35.3
UXR-T3000S	4,400	450 - 850	330 - 620	477	18.8	32.0	14.5	62.0	2.4	1	85	37.1

Air Hose Size: 3/8" I.D. 1/2" I.D. for UXR-T1820 - UXR-T3000S

Air Inlet: N.P.T. 1/4" 3/8" for UXR-T1820 & UXR-T2000 1/2" for UXR-T2400S & UXR-T3000S

NOTE: Torque ranges reflect residual B joint torque values

Inside Trigger Standard (UXR-T2400S - UXR-T3000S)

* UX-T700L and UXR-T2400S models can be equipped with a TM (Tightening Monitor) feature for use with qualifier systems. Order TM tools by adding "TM" to model number (for example, UX-T700L becomes UX-T700LTM).

*  logo indicates where ERGO-DRIVE sockets/extensions benefit tool operation.

ACRA-PULSE SERIES



U-350D

UX-450D

UX-500D

UX-612D

PISTOL NON SHUT-OFF 1/4" HEX DRIVE

Recommended Air Pressure: 85 psi

MODEL	FREE SPEED	TORQUE RANGE		OVERALL LENGTH		WEIGHT		FROM CENTER TO OUTSIDE		NOISE LEVEL dB(A)	AIR USAGE CFM
	RPM	NM	FT-LB	MM	IN	LB	KG	MM	IN		
U-350D	10,500	3.5 - 5.8	2.5 - 4.2	154	6.1	1.7	0.8	22.0	0.9	74	5.3
UX-450D	9,500	8 - 14	5.8 - 10	152	6.0	1.9	0.9	22.0	0.9	<70	7.0
UX-500D	9,300	13 - 20	10 - 15	152	6.0	1.9	0.9	22.0	0.9	70	8.8
UX-612D	9,300	16 - 28	12 - 20	165	6.5	2.1	1.0	22.5	0.9	75	11.2

Air Hose Size: 1/4" I.D. for U-350D - UX-500D - 3/8" I.D. for UX-612D
All Tools Standard with 1/4" Quick Change Chuck

Air Inlet Thread: N.P.T. 1/4"

NOTE: Torque ranges reflect residual B joint torque values



UX-450

UX-500

UX-612

UX-700

UX-800

UX-900

UX-1000

UX-1300

UX-1400

PISTOL NON SHUT-OFF 3/8" - 1/2" DRIVE

Recommended Air Pressure: 85 psi

MODEL	FREE SPEED	TORQUE RANGE		OVERALL LENGTH		WEIGHT		FROM CENTER TO OUTSIDE		SQ. DRIVE	NOISE LEVEL dB(A)	AIR USAGE CFM
	RPM	NM	FT-LB	MM	IN	LB	KG	MM	IN	IN		
UX-450	9,500	9 - 15	6.5 - 11	147	5.8	1.9	0.9	22.0	0.9	3/8	65	7.0
UX-500	9,300	15 - 25	11 - 19	147	5.8	1.9	0.9	22.0	0.9	3/8	70	8.8
UX-612	9,300	20 - 35	15 - 25	160	6.3	2.1	1.0	22.5	0.9	3/8	75	11.2
UX-700	9,000	25 - 45	20 - 35	169	6.7	3.0	1.4	25.5	1.0	3/8	73	12.3
UX-800	9,000	35 - 60	25 - 45	175	6.9	3.7	1.7	28.0	1.1	3/8	73	14.1
UX-900	7,600	45 - 75	35 - 55	181	7.1	4.1	1.9	30.0	1.2	1/2	75	14.7
UX-1000	6,800	50 - 95	40 - 70	187	7.4	4.8	2.2	33.0	1.3	1/2	75	17.9
UX-1300	6,200	80 - 130	60 - 95	205	8.1	5.9	2.7	36.0	1.4	1/2	76	19.4
UX-1400	5,300	100 - 160	75 - 120	224	8.8	7.0	3.2	40.0	1.6	1/2	78	21.1

Air Hose Size: 1/4" I.D. for U-410 - UX-500 - 3/8" I.D. for UX-612 - UX-1400

Air Inlet: N.P.T. 1/4"

NOTE: Torque ranges reflect residual B joint torque values



UX-1620

UXR-1820

UXR-2000

PISTOL NON SHUT-OFF 3/4" - 1" DRIVE

Recommended Air Pressure: 85 psi

MODEL	FREE SPEED	TORQUE RANGE		OVERALL LENGTH		WEIGHT		FROM CENTER TO OUTSIDE		SQ. DRIVE	NOISE LEVEL dB(A)	AIR USAGE CFM
	RPM	NM	FT-LB	MM	IN	LB	KG	MM	IN	IN		
UX-1620	5,000	120 - 190	90.0 - 140.0	241	9.5	7.9	3.6	40.0	1.6	3/4	82	22.9
UXR-1820	4,600	160 - 250	120.0 - 185.0	242	9.5	9.0	4.1	42.0	1.7	3/4	84	26.3
UXR-2000	4,200	300 - 450	220.0 - 330.0	282	11.1	14.3	6.5	47.0	1.8	3/4	85	31.5

Air Hose Size: 3/8" I.D. for UX-1620 1/2" I.D. for UXR-1820

Air Inlet: N.P.T. 1/4" for UX-1620 N.P.T. 3/8" for UXR-1820, UXR-2000

NOTE: Torque ranges reflect residual B joint torque values Torque Control in Left-Hand Rotation Available for UXR-2000

AUTO REVERSING

Recommended Air Pressure: 85 psi

MODEL	FREE SPEED	TORQUE RANGE		OVERALL LENGTH		WEIGHT		FROM CENTER TO OUTSIDE		NOISE LEVEL dB(A)	AIR USAGE CFM
	RPM	NM	FT-LB	MM	IN	LB	KG	MM	IN		
UX-ST800	7,300	35 - 55	25 - 40	195	7.7	3.8	1.8	28.0	1.1	75	10.5

Air Hose Size: 3/8" I.D. Air Inlet: N.P.T. 1/4"




NOTE: Torque ranges reflect residual B joint torque values



UX-ST800

* ERGO logo indicates where ERGO-DRIVE sockets/extensions benefit tool operation.

ACRA-PULSE SERIES



INLINE NON SHUT-OFF

Recommended Air Pressure: 85 psi

MODEL	FREE SPEED RPM	TORQUE RANGE		OVERALL LENGTH		WEIGHT		FROM CENTER TO OUTSIDE		NOISE LEVEL dB(A)	AIR USAGE CFM	AIR HOSE SIZE (I.D.)
		NM	FT-LB	MM	IN	LB	KG	MM	IN			
1/4" Hex Drive (Tools Come Standard with 1/4" Quick Change Chuck)												
U-310SD	11,000	2.5 - 3.1	1.8 - 2.2	222	8.7	1.5	0.6	18.0	0.7	74	5.3	1/4"
U-350SD	10,500	3.5 - 5.8	2.5 - 4.2	238	9.4	1.5	0.7	22.0	0.7	74	5.3	1/4"
U-410SD	10,500	7 - 10	5.0 - 7.2	240	9.5	1.8	0.8	22.0	0.9	70	5.3	1/4"
UX-450SD	9,500	8 - 14	5.8 - 10	239	9.4	1.8	0.8	22.0	0.9	<70	7.0	1/4"
UX-500SD	9,300	13 - 20	10 - 15	244	9.5	2.0	0.9	22.0	0.9	70	8.8	1/4"
UX-612SD	9,300	16 - 28	12 - 20	253	10.0	2.2	1.0	23.3	0.9	75	11.1	3/8"
UX-700SD	9,000	20 - 36	16 - 28	249	9.8	2.8	1.3	26.5	1.0	78	12.3	3/8"
3/8" Sq. Drive												
U-410S	10,500	7 - 10	5.0 - 7.2	239	9.4	1.8	0.8	22.0	0.9	70	5.3	1/4"
UX-450S	9,500	9 - 15	6.5 - 11	234	9.2	1.8	0.8	22.0	0.9	<70	7.0	1/4"
UX-500S	9,300	15 - 25	11 - 19	239	9.4	2.0	0.9	22.0	0.9	70	8.8	1/4"
UX-612S	9,300	20 - 35	15 - 25	248	9.8	2.2	1.0	23.3	0.9	75	11.1	3/8"
UX-700S	9,000	25 - 45	20 - 35	244	9.5	2.8	1.3	26.5	1.0	78	12.3	3/8"
UX-800S	9,000	35 - 60	25 - 45	250	9.8	3.2	1.5	35.5	1.0	75	14.2	3/8"
1/2" Sq. Drive												
UX-900S	7,600	45 - 75	35 - 55	310	12.2	3.9	1.8	37.5	1.1	75	14.9	3/8"
UX-1000S	6,800	50 - 95	40 - 70	320	12.6	4.6	2.1	39.0	1.1	75	17.9	3/8"
UX-1300S	6,200	80 - 130	60 - 95	336	13.2	6.6	2.6	42.0	1.3	77	19.4	3/8"
3/4" Drive												
UXR-2000S*	4,200	300 - 450	220 - 330	340	13.4	15.4	7.0	47.0	1.8	85	31.6	1/2"
1" Sq. Drive												
UXR-2400S*	4,000	400 - 650	290 - 470	385	15.2	23.7	11.0	55.0	2.1	85	35.2	1/2"
UXR-3000S*	4,400	500 - 850	360 - 630	455	17.9	29.3	13.3	62.0	2.1	85	37.1	1/2"

Air Inlet N.P.T.: 1/4" 3/8" for UXR-2000S 1/2" for UXR-2400S and UXR-3000S

NOTE: Torque ranges reflect residual B joint torque values

*Torque control in left-hand rotation available



ANGLE 3/8" - 1/2" DRIVE

Recommended Air Pressure: 85 psi

MODEL	FREE SPEED RPM	TORQUE RANGE		WEIGHT		OVERALL LENGTH		SQ. DRIVE IN	NOISE LEVEL dB(A)	AIR USAGE CFM
		NM	FT-LB	LB	KG	MM	IN			
ALPHA-70C	6,300	28 - 45	20.2 - 32.5	3.9	1.8	266	10.5	3/8	82	15.8
ALPHA-70CH	3,600	50 - 76	36.1 - 56.0	4.4	2.0	282	11.1	1/2	82	15.8
UX-500C	9,300	13 - 20	10.0 - 15.0	2.8	1.3	270	10.6	3/8	82	8.8
UX-612C	9,800	16 - 28	12.0 - 20.0	3.0	1.4	283	11.1	3/8	85	11.2
UX-700C	9,500	20 - 36	16.0 - 28.0	3.7	1.7	273	10.8	3/8	85	12.3
UX-800C	9,000	29 - 43	20.0 - 31.0	4.3	1.9	285	11.2	3/8	85	14.1
UX-1000C	6,800	50 - 80	40.0 - 58.0	6.8	3.1	365	14.4	1/2	90	17.9

Air Hose Size: 1/4" I.D. for UX-500C - 3/8" I.D. for ALPHA-70C, ALPHA-70CH, UX-612C - UX-1000C

Air Inlet: N.P.T. 1/4"

NOTE: Torque ranges reflect residual B joint torque values

* logo indicates where ERGO-DRIVE sockets/extensions benefit tool operation.

UDBP PULSE SERIES CORDLESS TOOLS

The next-generation cordless pulse tool combines industry-leading pulse technology with Lithium-Ion battery power.

FEATURES AND BENEFITS

- Uryu Direct Battery Pulse (UDBP) – This new design connects the pulse unit directly to the motor – no reduction gearing – resulting in a tool with less noise and vibration
- Brushless Internal Permanent Magnet (IPM) motor provides longer motor life and more efficiency allowing more fastening cycles per battery charge
- Auto Relief Technology provides additional control to the application of torque during the pulsing events
- On board LEDs for application illumination
- Li-Ion battery provides more power and ends the “battery-memory” issues of NiCd batteries
- Tool/battery combination is 27% lighter than earlier UBP tools
- RF Types transmit “good” signal to receiver (sold separately) over 426 Mhz
- “Good” signal can be used for Poka-Yoke or Bolt Counting



**Battery: UB111Li,
UB222Li, UB333Li**



Charger: UBC

The lithium-ion battery provides excellent power-to-weight ratio. It does not experience the memory effect caused by repeated recharging after being only partially discharged.

The battery power indicator provides you with a visual indication to charge the lithium-ion battery.

- = good charge
- = low charge (recharging needed)
- = very low charge (immediate recharging needed)

The slide design battery provides the high-energy efficiency in power and no damage to contact.

(RF) represents the tool with wireless transmission feature.

MODEL	TYPE	FREE SPEED RPM	TORQUE RANGE		WEIGHT W/ BATTERY LB	LENGTH IN	DRIVE IN	SOUND LEVEL dB(A)	VOLTAGE V	BATTERY	CHARGER
			NM	FT-LB							
UDBP-TA40(RF)	Shut-off	4,800	4.5 - 8	3.3 - 5.9	3.1	8.2	1/4 hex	75	11.1	UB111Li	UBC
UDBP-TA40(P)-RF	Shut-off	4,800	4.5 - 8	3.3 - 5.9	3.1	8.2	1/4 hex	75	11.1	UB111Li	UBC
UDBP-TA50(RF)	Shut-off	4,800	6.5 - 13	4.8 - 9.6	3.1	8.2	1/4 hex	76	11.1	UB111Li	UBC
UDBP-TA50(P)-RF	Shut-off	4,800	7 - 15	5.1 - 11.1	3.1	8.1	3/8 sq.	76	11.1	UB111Li	UBC
UDBP-TA60(RF)	Shut-off	4,800	13 - 26	9.6 - 19.2	3.7	8.8	1/4 hex	77	22.2	UB222Li	UBC
UDBP-TA60(P)-RF	Shut-off	4,800	15 - 28	11.1 - 20.7	3.7	8.7	3/8 sq.	76	22.2	UB222Li	UBC
UDBP-TA70(P)-RF	Shut-off	4,800	26 - 47	19.2 - 34.7	4.4	9.2	3/8 sq.	76	33.3	UB333Li	UBC

(P) Designates 3/8" square drive anvil with socket retainer pin. Tools with no (P) suffix have a quick-change driver anvil.

Adding "KIT" to the tool model number will include two (2) batteries and the battery charger with the specified tool. Example: UDBP-T50KIT

NOTE: Torque ranges reflect residual B joint torque values.

Charge Time: 80% battery capacity - 40 minutes, 100% battery capacity - 64 minutes.

* ERGO logo indicates where ERGO-DRIVE sockets/extensions benefit tool operation.

UDBP PULSE TOOL BATTERIES

UDBP SERIES KITS AND COMPONENTS

Standard Shut Off Type

TOOL	TOOL BATTERY (SUPPLIED SEPARATELY)	CHARGER	TOOL PLUS 1 BATTERY	TOOL PLUS 2 BATTERIES AND 1 CHARGER
UDBP-TA40	UB111LI	UBC	UDBP-TA40-B	UDBP-TA40-KIT
UDBP-TA50	UB111LI	UBC	UDBP-TA50-B	UDBP-TA50-KIT
UDBP-TA50(P)	UB111LI	UBC	UDBP-TA50(P)-B	UDBP-TA50(P)-KIT
UDBP-TA60	UB-222LI	UBC	UDBP-TA60-B	UDBP-TA60-KIT
UDBP-TA60(P)	UB-222LI	UBC	UDBP-TA60(P)-B	UDBP-TA60(P)-KIT
UDBP-TA70(P)	UB-333LI	UBC	UDBP-TA70(P)-B	UDBP-TA70(P)-KIT

Shut Off Type With Rf Communication (Poka Yoke)

TOOL	2 CHANNEL RF RECEIVER	TOOL BATTERY (SUPPLIED SEPARATELY)	CHARGER	TOOL PLUS 1 BATTERY	TOOL PLUS 2 BATTERIES AND 1 CHARGER	TOOL PLUS 2 BATTERIES, 1 CHARGER, AND 1 RECEIVER
UDBP-TA40RF	TWF-600R	UB111LI	UBC	UDBP-TA40RF-B	UDBP-TA40RF-KIT	UDBP-TA40RF-KTR
UDBP-TA40(P)RF	TWF-600R	UB111LI	UBC	UDBP-TA40(P)RF-B	UDBP-TA40(P)RF-KIT	UDBP-TA40(P)RF-KTR
UDBP-TA50RF	TWF-600R	UB111LI	UBC	UDBP-TA50RF-B	UDBP-TA50RF-KIT	UDBP-TA50RF-KTR
UDBP-TA50(P)-RF	TWF-600R	UB111LI	UBC	UDBP-TA50(P)-RF-B	UDBP-TA50(P)-RF-KIT	UDBP-TA50(P)-RF-KTR
UDBP-TA60RF	TWF-600R	UB-222LI	UBC	UDBP-TA60RF-B	UDBP-TA60RF-KIT	UDBP-TA60RF-KTR
UDBP-TA60(P)-RF	TWF-600R	UB-222LI	UBC	UDBP-TA60(P)-RF-B	UDBP-TA60(P)-RF-KIT	UDBP-TA60(P)-RF-KTR
UDBP-TA70(P)-RF	TWF-600R	UB-333LI	UBC	UDBP-TA70(P)-RF-B	UDBP-TA70(P)-RF-KIT	UDBP-TA70(P)-RF-KTR

BODY JACKETS FOR UDBP SERIES



MODEL	DESCRIPTION
863-964-1	Body Jacket for UDBP 40/50 Series
863-965-1	Body Jacket for UDBP 60 Series
863-966-1	Body Jacket for UDBP 70 Series

BATTERY COVERS



MODEL	DESCRIPTION
863-976-1	Battery Cover for UDBP 40/50 Series
863-977-1	Battery Cover for UDBP 60 Series
863-978-1	Battery Cover for UDBP 70 Series

RECEIVER



MODEL	DESCRIPTION
TWF-600R	Receiver for UDBP (RF) type tools 426 Mhz (sold separately)

www.aimco-global.com

800-852-1368



Visit our NEW website www.aimco-global.com

UDP-TA SERIES

DIRECT PLUG IN, SHUT OFF PULSE TOOLS

FEATURES AND BENEFITS

- Direct Wall Plug in – Tool plugs directly to 100 – 115 VAC wall power with circuit protection breaker box or integrated power cable balancer
- Brushless (IPM) Motor provides long motor life with integrated trigger activated fan for increased duty cycle
- Patented Auto Relief Pulse Unit Technology
- Lightweight, high impact, rugged plastic housing for superior ergonomics
- Optional power cable integrated balancer available



UDP-TA40(B)



UDP-TA50D(B-TL)

MODEL	TORQUE RANGE		RPM FREE SPEED	OVERALL LENGTH		WEIGHT		DRIVE
	NM	FT-LB		IN	MM	LB	KG	
Bottom Cable Exit Models (denoted by B)								
UDP-TA40 (B)	4.5 - 8.0	3.3 - 5.9	3,300	7.1	179.5	3.0	1.4	3/8" Sq.
UDP-TA40D (B)	4.5 - 8.0	3.3 - 5.9	3,300	7.2	182.5	3.0	1.4	1/4" Hex
UDP-TA50 (B)	7.0 - 15.5	5.2 - 11.5	3,900	7.1	179.5	3.0	1.4	3/8" Sq.
UDP-TA50D (B)	7.0 - 15.5	5.2 - 11.5	3,900	7.2	182.5	3.0	1.4	1/4" Hex
UDP-TA55 (B)	12.5 - 25.0	9.3 - 18.5	4,800	7.3	184.5	3.0	1.4	3/8" Sq.

Top Cable Exit Models (denoted by (B-TL))								
UDP-TA40 (B-TL)	4.5 - 8.0	3.3 - 5.9	3,300	7.1	179.5	3.0	1.4	3/8" Sq.
UDP-TA40D (B-TL)	4.5 - 8.0	3.3 - 5.9	3,300	7.2	182.5	3.0	1.4	1/4" Hex
UDP-TA50 (B-TL)	7.0 - 15.5	5.2 - 11.5	3,900	7.1	179.5	3.0	1.4	3/8" Sq.
UDP-TA50D (B-TL)	7.0 - 15.5	5.2 - 11.5	3,900	7.2	182.5	3.0	1.4	1/4" Hex
UDP-TA55 (B-TL)	12.5 - 25.0	9.3 - 18.5	4,800	7.3	184.5	3.0	1.4	3/8" Sq.

OPTIONAL ACCESSORIES

MODEL	DESCRIPTION
UCB-25	Power Cable Balancer
UCB-TA-CBL	110VAC Wall-to-Breaker Power Cable
910-629-0	Breaker Unit
910-618-0	5M UDP Tool to Breaker Cable
910-619-0	10M UDP Tool to Breaker Cable
910-627-0	5M UDP Extension Cable*

* Extension Cables connect between Tool and Breaker Cables



UCB-25
Power Cable
Balancer



910-619-0
10M Tool-to-Breaker
Cable



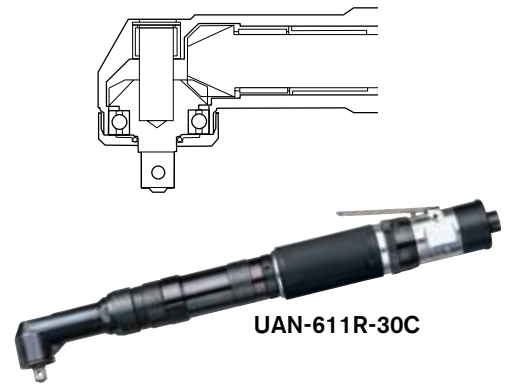
910-629-0 Breaker Unit
UCB-TA-CBL Wall-to-Breaker
Power Cable

UAN & URW SERIES NUTRUNNERS

UAN SERIES ANGLE NUTRUNNERS

Designed for fastening in tight quarters or applications not served well by a pulse tool. The UAN Series transfers torque through beveled angle gears, continuously driving the fastener. When the resistance to rotation overcomes the spring resistance on the clutch, the tool will disengage at the adjusted torque value. Low reaction force characteristics on hard joints make it comfortable for the operator to use. Ideal for applications ranging from 6 – 60 Nm (4 – 44 ft-lb).

- Torque Control
- Electronically Monitored or Controlled type



UAN-611R-30C

ANGLE/INLINE TORQUE CONTROL UAN SERIES

Recommended Air Pressure: 85 psi

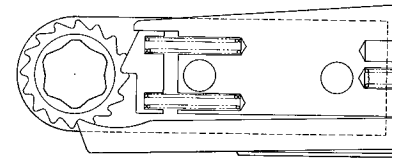
MODEL	TORQUE RANGE		FREE SPEED RPM	OVERALL LENGTH		ANGLE HEAD HEIGHT		FROM CENTER TO OUTSIDE		WEIGHT LESS SOCKET		SQUARE DRIVE IN	NOISE LEVEL dB(A)	AIR USAGE CFM
	NM	FT-LB		MM	IN	MM	IN	MM	IN	KG	LB			
ANGLE														
UAN-611R-60C	6.5 - 12.0	4.3 - 8.6	620	383	15.1	47	1.9	14.0	0.5	1.6	3.5	3/8	80	21.2
UAN-611R-50C	8.5 - 15.0	5.7 - 10.8	470	373	14.7	47	1.9	14.0	0.5	1.6	3.5	3/8	80	21.2
UAN-611R-40C	10.0 - 18.0	7.2 - 12.9	400	373	14.7	47	1.9	14.0	0.5	1.6	3.5	3/8	80	21.2
UAN-611R-30C	13.0 - 25.0	9.3 - 18.0	270	373	14.7	47	1.9	14.0	0.5	1.6	3.5	3/8	80	21.2
UAN-701R-60C	20.0 - 31.0	14.5 - 23.1	600	445	17.5	47	1.9	14.0	0.5	2.4	5.3	3/8	85	31.8
UAN-701R-40C	28.0 - 45.0	21.0 - 33.3	400	455	17.9	51	2.0	18.0	0.7	2.4	5.3	3/8	85	31.8
UAN-701R-30C	37.0 - 60.0	27.5 - 44.1	300	455	17.9	58	2.3	18.0	0.7	2.4	5.3	1/2	85	31.8

Air Hose Size: 3/8 I.D.

Air Inlet: N.P.T. 1/4

URW SERIES IN-LINE RATCHET WRENCHES

Designed to set flush over the fastener head, the URW Series is ideal for narrow fastening spaces. Motor torque is transferred from a gear driven, dual lobed cam that pushes a spring loaded push rod, rotating the socket one tooth at a time. A wide variety of socket sizes, head thicknesses, and tool lengths allow the URW Series access to many difficult applications.



URW SERIES RATCHET WRENCHES

Recommended Air Pressure: 85 psi

MODEL	MAX TORQUE		FREE SPEED RPM	OVERALL LENGTH		WEIGHT		MIN/MAX HEX SOCKET SIZE		AIR USAGE CFM
	NM	FT-LB		MM	IN	LB	KG	MM	IN	
STRAIGHT HEAD										
URW-6	11	8.1	210	292	11.5	2.5	1.2	6 - 12	1/4 - 7/16	9.9
URW-8N	16	11.8	260	300	11.8	4.2	1.9	7 - 15	7/16 - 9/16	19.5
URW-8	16	11.8	240	360	14.2	5.0	2.3	7 - 15	7/16 - 9/16	19.8
URW-9N	31	22.9	140	380	15.0	5.2	2.4	7 - 15	7/16 - 9/16	23.7
URW-10N	57	42.2	155	394	15.5	5.8	2.7	10 - 19	9/16 - 3/4	25.0
URW-12N	59	43.7	145	397	15.6	5.9	2.7	12 - 23	3/8 - 13/16	25.0

Air Hose Size: 3/8 I.D.

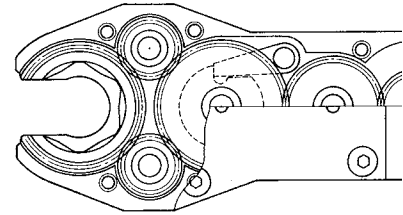
Air Inlet: N.P.T. 1/4

TUBENUT & GEARED NUTRUNNERS

UOW SERIES OPEN-END NUTRUNNERS

Designed for tubenut fastening, the UOW Series can transfer torque through a variety of options.

- Stall Type – Depending on the application requirements, the standard UOW Series will stall when torque resistance matches power output
- Mechanical Shut-off Type – For greater torque accuracy and less reaction impulse to the operator, the UOW-T Series incorporates a mechanical clutch to shut off the tool at the preset torque
- Electronically Monitored Type – For critical torque applications requiring monitoring or controlling of the fastening torque, the UOW-M Series utilizes a transducer to signal the clutch shut-off
- UOW series incorporates a one-hand, two-step throttle, which automatically reverses the socket to a preset open position



UOW-11-10

UOW-11-14

UOW-11-22

UOW-11-30

UOW-T60-22

UGW-8N

UOW/UOW-T SERIES TUBENUT WRENCHES

Recommended Air Pressure: 85 psi

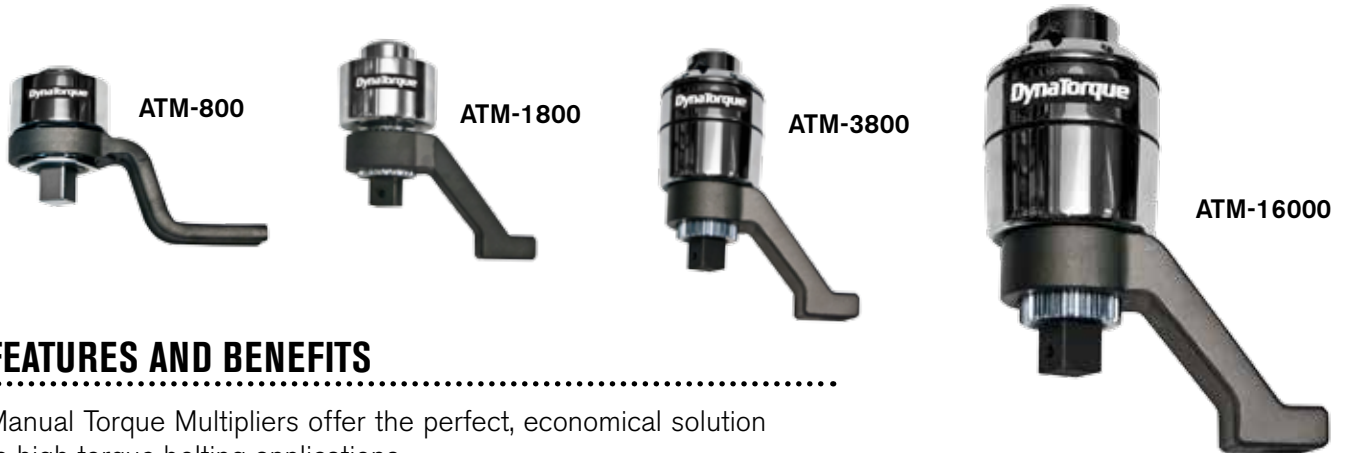
MODEL	MAX TORQUE/RANGE		FREE SPEED RPM	OVERALL LENGTH		WEIGHT		MIN/MAX HEX SOCKET SIZE		NOISE LEVEL dB(A)	AIR USAGE CFM
	NM	FT-LB		MM	IN	LB	KG	MM	IN		
STALL											
UOW-11-10	13	9.6	390	295	11.7	3.3	1.5	7 - 12	1/4 - 7/16	76	10.5
UOW-11-14	16	11.8	290	311	12.3	3.5	1.6	10 - 17	7/16 - 5/8	76	10.5
UOW-11-22	24	17.8	220	326	12.8	3.9	1.8	11 - 24	7/16 - 5/8	76	10.5
UOW-11-30	32	23.7	160	347	13.7	4.4	2.0	14 - 36	5/8 - 1-3/16	76	10.5
SHUT-OFF CLUTCH											
UOW-T60-10	4 - 14	3.0 - 10.4	300	370	14.6	4.6	2.1	7 - 12	1/4 - 7/16	76	10.5
UOW-T60-14	5 - 17	3.7 - 12.6	240	385	15.1	4.9	2.2	10 - 17	7/16 - 5/8	76	10.5
UOW-T60-22	7 - 24	5.2 - 17.8	170	400	15.8	5.2	2.4	11 - 24	7/16 - 5/8	76	10.5
UOW-T60-30	10 - 32	7.4 - 23.7	130	420	16.6	5.7	2.6	14 - 36	5/8 - 1-3/16	76	10.5
GEARED WRENCHES											
UGW-6N	18	13.3	530	310	12.2	3.1	1.4	9 - 12	3/8 - 7/16	76	10.5
UGW-8N	23	17.0	410	322	12.7	3.2	1.5	10 - 17	7/16 - 5/8	76	10.5

Air Hose Size: 3/8 I.D.

Air Inlet: N.P.T. 1/4

*  logo indicates where ERGO-DRIVE sockets/extensions benefit tool operation.

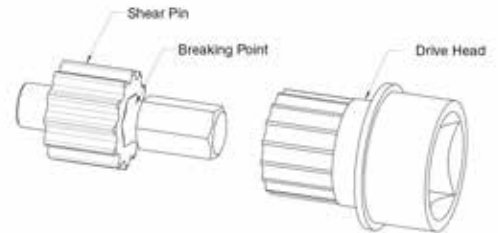
DYNATORQUE MANUAL TORQUE MULTIPLIERS



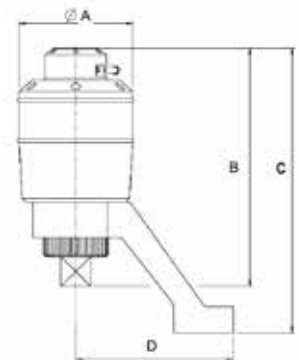
FEATURES AND BENEFITS

Manual Torque Multipliers offer the perfect, economical solution to high torque bolting applications.

- Superior power to weight ratio
- Delivered torque accuracy +/- 4%
- Anti-Wind Up safety feature (2,800 NM models and up) prevents input device from springing backward when released
- True torque multiplication ratios
- Standard reaction arms supplied. Custom reaction arms/nose extensions available to suit specific applications
- No preventative maintenance required
- Overload protected by shear-drive design (spare torsion shaft included). Easily replace sheared-off pins at the work site



MODEL	INPUT IN	OUTPUT IN	RATIO	MAX TORQUE OUTPUT		A (MM)	B (MM)	C (MM)	D (MM)	WEIGHT*	
				Nm	Ft-Lb					LB	KG
ATM-800	1/2	3/4	1:3.5	800	590	65	105	132	130	2.9	1.3
ATM-1800	3/4	1	1:3.6	1,800	1,238	90	150	188	132	6.6	3.0
ATM-2800	1/2	1	1:1.3	2,800	2,066	95	200	240	132	11.5	5.2
ATM-3800	3/4	1	1:1.3	3,800	2,804	95	200	240	132	11.5	5.2
ATM-5000	3/4	1.5	1:1.7	5,000	3,690	120	215	272	150	15.4	7.0
ATM-8000	3/4	1.5	1:4.9	8,000	5,904	132	268	344	200	25.4	11.5
ATM-12000	3/4	1.5	1:5.8	12,000	8,856	156	272	348	200	30.9	14.0
ATM-16000	3/4	2.5	1:7.5	16,000	11,808	215	292	370	225	57.3	26.0



* Weight shown does not include weight of reaction device.



CARRYING CASE

All DynaTorque Multipliers are supplied in a rugged, weather-resistant, portable carrying case.



US-LT PNEUMATIC SCREWDRIVERS

TORQUE CONTROL AUTOMATIC SHUT-OFF TYPE

- Precise repeatability improves quality
- Minimal wear on internal parts for longer life
- Quick shut off for minimum torque reaction
- Speed choice for flexibility
- Easy external torque adjustment
- Midrange air motor provides high speed during entire cycle
- Ideal for industrial torque control applications



US-LT30B Series



US-LT50B Series



US-LT10B



US-LT20B Series



US-LT40B Series

TORQUE CONTROL LIGHT TOUCH (LT) SERIES - PUSH-TO-START INLINE

Recommended Air Pressure: 85 psi

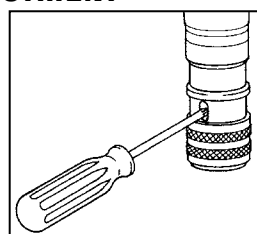
MODEL	TORQUE RANGE		FREE SPEED RPM	OVERALL LENGTH		WEIGHT		FROM CENTER TO OUTSIDE		NOISE LEVEL dB(A)	AIR USAGE CFM
	NM	IN-LB		MM	IN	LB	KG	MM	IN		
US-LT10B	0.2 - 0.6	1.8 - 5.3	1,000	191	7.5	0.6	0.3	12.0	0.5	75	5.2
US-LT20B-10	0.4 - 1.1	3.1 - 9.7	1,000	180	7.1	0.7	0.3	13.0	0.5	70	5.6
US-LT20B-18	0.3 - 0.7	2.2 - 6.2	1,800	180	7.1	0.7	0.3	13.0	0.5	70	5.6
US-LT30B-11	1.1 - 2.1	9.7 - 18.5	1,100	187	7.4	0.9	0.4	15.5	0.6	70	7.0
US-LT30B-17	0.7 - 1.5	6.2 - 13.2	1,700	187	7.4	0.9	0.4	15.5	0.6	70	7.0
US-LT30B-23	0.4 - 1.0	3.5 - 8.8	2,300	187	7.4	0.9	0.4	15.5	0.6	71	7.0
US-LT40B-08	1.6 - 4.0	14.1 - 35.2	800	209	8.2	1.4	0.7	16.5	0.6	70	10.5
US-LT40B-15	1.0 - 2.2	6.2 - 19.4	1,500	209	8.2	1.4	0.7	16.5	0.6	70	10.5
US-LT40B-21	1.0 - 1.7	6.2 - 15.0	2,100	209	8.2	1.4	0.7	16.5	0.6	74	10.5
US-LT50B-05	5.0 - 10.2	44.0 - 92.4	480	240	9.5	2.2	1.0	19.5	0.8	74	17.5
US-LT50B-08	3.0 - 5.5	26.4 - 48.4	800	240	9.5	2.2	1.0	19.5	0.8	75	17.5
US-LT50B-17	1.5 - 2.6	9.7 - 23.0	1,700	240	9.5	2.2	1.0	19.5	0.8	75	17.5

Air Hose Size: 1/4 I.D. for US-LT10B - US-LT40B Series - 3/8" I.D. for US-LT50B Series
Each model is equipped with its standard and alternate clutch springs

Air Inlet: 1/8 for US-LT10B - US-LT20B Series - 1/4" for US-LT30B - US-LT50B Series

EXTERNAL TORQUE ADJUSTMENT (AIR SHUT-OFF)

Set the hand driver into the key hole on the Adjusting Gear, turn clockwise to increase torque. Turn counter clockwise to decrease torque.



SILENCER ASSEMBLIES

MODEL	DIRECT TYPE SILENCER	LEADER HOSE ASSEMBLY	EXHAUST HOSE ASSEMBLY
US-LT10 Series	N/A	934-201-0	459-885-1
US-LT20 Series	N/A	934-201-0	455-885-1
US-LT30 Series	408-088-2	934-150-0	408-885-0
US-LT40 Series	496-088-1	934-150-0	-



408-088-2

US-LT PNEUMATIC SCREWDRIVERS



US-LT30B_C Series



US-LT40B_C Series



US-LT40_C Series



US-LT30BL Series



US-LT40BL Series

TORQUE CONTROL LIGHT TOUCH (LT) SERIES - ANGLE AND LEVER

Recommended Air Pressure: 85 psi

MODEL	TORQUE RANGE (SOFT JOINT)		FREE SPEED RPM	OVERALL LENGTH		WEIGHT		FROM CENTER TO OUTSIDE		HEX BIT OR DRIVE SIZE IN	NOISE LEVEL dB(A)	AIR USAGE CFM
	NM	IN-LB		MM	IN	LB	KG	MM	IN			
ANGLE												
US-LT30B-11C	1.1 - 2.1	3.5 - 18.5	1,100	298	10.7	1.5	0.7	36	1.4	1/4	73	7.0
US-LT30B-17C	0.7 - 1.5	3.5 - 13.2	1,700	295	10.7	1.5	0.7	36	1.4	1/4	73	7.0
US-LT40B-03C	5.0 - 10.0	44 - 88	300	359	14.2	2.4	1.1	35.5	1.4	3/4	72	10.5
US-LT40B-05C	2.3 - 5.7	20.0 - 49.5	500	322	13.0	2.1	0.9	38.5	1.5	1/4	75	10.5
US-LT40B-08C	1.6 - 4.0	8.7 - 34.7	800	320	12.8	2.0	0.9	36	1.4	1/4	75	10.5
US-LT40B-15C	1.0 - 2.2	8.7 - 19.4	1,500	320	12.8	2.0	0.9	36	1.4	1/4	75	10.5
US-LT40-03C	5.0 - 10.0	43.4 - 86.8	300	360	14.2	2.4	1.1	35.5	1.4	1/4 Sq.	72	10.5
US-LT40-05C	2.3 - 5.7	20.0 - 50.2	500	322	13.0	2.1	0.9	35.5	1.4	1/4 Sq.	75	10.5
US-LT40-08C	1.6 - 4.0	8.7 - 34.7	800	320	12.8	2.0	0.9	32	1.3	1/4 Sq.	75	10.5
LEVER												
US-LT30BL-11	1.1 - 2.1	9.7 - 18.5	1,100	229	8.2	1.2	0.5	15	0.6	1/4	70	5.2
US-LT30BL-17	0.7 - 1.5	6.2 - 13.2	1,700	229	8.2	1.2	0.5	15	0.6	1/4	70	5.2
US-LT40BL-08	1.6 - 4.0	14.1 - 35.2	800	249	9.8	1.5	0.7	17	0.7	1/4	70	5.6
US-LT40BL-15	1.0 - 2.2	8.8 - 19.4	1,500	249	9.8	1.5	0.7	17	0.7	1/4	70	5.6

Angle Head Height: 32 - 36mm

Air Inlet: N.P.T. 1/4"

Air Hose Size: 1/4" I.D. for all models



US-LT31PB Series



US-LT41PB Series



US-LT51PB Series



US-LT60P Series

TORQUE CONTROL LIGHT TOUCH (LT) SERIES - PISTOL

Recommended Air Pressure: 85 psi

MODEL	TORQUE RANGE (SOFT JOINT)		FREE SPEED RPM	OVERALL LENGTH		WEIGHT		FROM CENTER TO OUTSIDE		NOISE LEVEL dB(A)	AIR USAGE CFM
	NM	IN-LB		MM	IN	LB	KG	MM	IN		
US-LT31PB-05	2.4 - 5.0	21.1 - 44.0	500	189	8.2	1.9	0.9	16	0.6	70	7.0
US-LT31PB-11	1.1 - 2.1	9.7 - 18.5	1,100	170	7.0	1.6	0.7	16	0.6	70	7.0
US-LT31PB-17	0.7 - 1.5	6.2 - 13.2	1,700	170	7.0	1.6	0.7	16	0.6	70	7.0
US-LT31PB-23	0.4 - 1.0	3.5 - 8.8	2,300	170	7.0	1.6	0.7	16	0.6	70	7.0
US-LT41PB-08	1.6 - 4.0	14.0 - 35.2	800	175	7.7	1.9	0.9	17	0.6	70	10.5
US-LT41PB-15	1.0 - 2.2	8.8 - 19.4	1,500	175	7.7	1.9	0.9	17	0.6	70	10.5
US-LT41PB-21	1.0 - 1.7	8.8 - 15.0	2,500	175	7.7	1.9	0.9	17	0.6	74	10.5
US-LT51PB-05	5.0 - 10.5	44.0 - 92.4	480	198	8.5	2.6	1.2	20	0.8	74	17.5
US-LT51PB-08	3.0 - 5.5	26.4 - 48.4	800	198	8.5	2.6	1.2	20	0.8	75	17.5
US-LT51PB-17	1.5 - 2.6	13.2 - 22.9	1,700	198	8.5	2.6	1.2	20	0.8	75	17.5
US-LT60P-03*	7.0 - 20.0	61.6 - 176.0	320	230	9.1	3.7	1.7	22	0.9	75	21.0
US-LT60P-07*	4.0 - 10.0	35.2 - 88.0	650	230	9.1	3.7	1.7	22	0.9	76	21.0
US-LT60P-11*	4.0 - 7.0	35.2 - 61.6	1,100	230	9.1	3.7	1.7	22	0.9	77	21.0

Air Hose Size: 1/4 I.D. for US-LT31PB & US-LT41PB Series

Air Inlet: N.P.T. 1/4"

3/8 I.D. for US-LT31PB-05, US-LT51PB Series & US-LT60P Series

* Optional 3/8" Sq. Drive available for US-LT60P Series ADD (P) to Model Number

US & US-LD PNEUMATIC SCREWDRIVERS



US-LD40P-15



US-LD50P-08



US-3.5ACB

DIRECT DRIVE SERIES

Recommended Air Pressure: 72 psi

MODEL	MAX TORQUE				FREE SPEED RPM	OVERALL LENGTH		WEIGHT		FROM CENTER TO OUTSIDE		NOISE LEVEL dB(A)	AIR USAGE CFM
	SOFT JOINT NM	FT-LB	HARD JOINT NM	FT-LB		MM	IN	LB	KG	MM	IN		
PISTOL													
US-LD40P-08	4.8	3.6	5.7	4.2	940	130	5.1	1.5	0.7	17	0.7	70	14.0
US-LD40P-15	3.0	2.2	3.2	2.4	1,700	130	5.1	1.5	0.7	17	0.7	70	14.0
US-LD40P-21	2.0	1.5	2.8	2.1	2,500	130	5.1	1.5	0.7	17	0.7	74	14.0
US-LD50P-05	10.0	7.4	11.2	8.3	500	153	6.0	2.0	0.9	20	0.8	74	17.5
US-LD50P-08	6.5	4.8	7.8	5.8	900	153	6.0	2.0	0.9	20	0.8	75	17.5
US-LD50P-17	3.5	2.6	5.9	4.4	1,900	150	5.9	2.0	0.9	20	0.8	75	17.5

ANGLE	MAX TORQUE				CAPACITY (SCREW SIZE)		FREE SPEED RPM	OVERALL LENGTH		WEIGHT		FROM CENTER TO OUTSIDE		NOISE LEVEL dB(A)	AIR USAGE CFM
	SOFT JOINT NM	FT-LB	HARD JOINT NM	FT-LB	MM	IN		MM	IN	LB	KG	MM	IN		
US-3.5ACB	1.75	1.1	2.5	1.8	4	No. 8	2,000	200	79	1.4	0.7	10.0	0.4	85	7.0

Air Hose Size: 1/4" I.D.

Air Inlet: N.P.T. 1/4"



US-3.5B



US-5

CUSHION CLUTCH SERIES

Recommended Air Pressure: 57 psi

MODEL	CAPACITY (SCREW SIZE)		FREE SPEED RPM	OVERALL LENGTH		WEIGHT LESS BIT		FROM CENTER TO OUTSIDE		NOISE LEVEL dB(A)	AIR USAGE CFM
	MM	IN		MM	IN	LB	KG	MM	IN		
US-3.5B	4	No. 8	2,000	214	8.5	1.4	0.6	17	0.7	75	7.0
US-5	5	No. 10	1,400	236	7.1	2.4	1.1	21	0.8	75	7.0

Air Hose Size: 1/4" I.D.

Air Inlet: N.P.T. 1/4"



US-350PW



US-450PW



US-652PW



US-450WB

IMPACT SERIES

Recommended Air Pressure: 85 psi

MODEL	CAPACITY (SCREW SIZE)		FREE SPEED RPM	OVERALL LENGTH		WEIGHT LESS BIT		FROM CENTER TO OUTSIDE		NOISE LEVEL dB(A)	AIR USAGE CFM
	MM	IN		MM	IN	LB	KG	MM	IN		
PISTOL											
US-350PW	4	No. 8	15,000	121	4.8	1.2	0.5	17	0.7	81	7.0
US-450PW	5	No. 10	14,000	151	5.9	1.7	0.8	17	0.7	79	7.0
US-652PW	6	1/4	9,000	155	6.1	1.9	0.9	23	0.9	79	12.4
STRAIGHT											
US-6W	6	1/4	9,500	187	7.4	1.8	0.8	22.5	0.9	85	10.5
US-450WB	5	No. 10	11,000	161	6.3	1.2	0.6	18.5	0.7	80	7.0

Air Hose Size: 1/4" I.D.

Air Inlet: N.P.T. 1/4"

Recommended air pressure: 57 psi for US-350PW, US-450PW, US-6W, and US-450WB / 72 psi for US-652PW.

(R) Denotes Directional Muffled Rear Exhaust option

NOTE: Additional models available. Please contact AIMCO, 1-503-254-6600, or toll free 1-800-852-1368

Tested and **PROVEN** to **BEAT** the competition in vibration and noise levels. These tools outperform the competition in number of rundowns per battery charge.



SHUT-OFF IMPACT TOOLS

The **Signature Series** Impact Shut-Off Pistol Tool can operate as a standard impact wrench or as an impact wrench with a programmable shut-off point, preventing over-torquing. These innovative tools deliver a torque range of 2–89 ft-lb (3–120 Nm). No torque reaction, coupled with the ergonomic, lightweight design and reduced vibration, helps to prevent user injury.

FEATURES AND BENEFITS

- Brushless motor provides longer motor life and increased efficiency
- Easy-to-read process information lights
- Advanced shut-off system
- LED light for work-area illumination
- Programmable buttons for easy operation
- Li-Ion battery provides long battery life
- Mini USB port for connection to optional programmer (SPC-2PGM)



SIW-P5538

MODEL	TORQUE RANGE		MAX TORQUE		FREE SPEED	BATTERY		WEIGHT		ANVIL SIZE	NOISE LEVEL dB(A)
	NM	FT-LB	NM	FT-LB		(V)	LB	KG			
SIW-P2525Q	3 - 25	2 - 18	40	30	2,400	18	2.2	1	1/4 QC	71	
SIW-P3225Q	6 - 32	4 - 24	90	66	2,400	18	2.2	1	1/4 QC	71	
SIW-P3238	6 - 32	4 - 24	90	66	2,400	18	2.2	1	3/8 Sq Dr	71	
SIW-P5538	15 - 55	11 - 41	120	90	2,400	18	2.4	1.1	3/8 Sq Dr	71	
SIW-P5550	15 - 55	11 - 41	120	90	2,400	18	2.4	1.1	1/2 Sq Dr	71	
SIW-P10050	25 - 100	18 - 74	180	133	2,400	18	2.4	1.1	1/2 Sq Dr	71	
SIW-P12050	30 - 120	22 - 89	210	155	2,400	18	2.9	1.3	1/2 Sq Dr	71	

Shut-Off Impact Tools Include: Body Jacket, Bail, and one (1) 18V Li-Ion Battery

BATTERY AND CHARGER

The **Signature Series** Shut-Off Impact Tool battery features a slim profile design and a slide mount connection to the tool, which ensures durability and makes changing out batteries quick and easy.

BATTERY MODEL #	VOLTAGE / CAPACITY	TYPE
SIW-B18LI	18V, 2.0 Ah	Li-Ion
SIW-B18LI-HC	18V, 4.0 Ah	Li-Ion
CHARGER MODEL #	OUTPUT	INPUT
SIW-C18	18V-19.2V, 4.0 A	100-240VAC, 50-60 Hz



SIW-B18LI



SIW-C18



ACCESSORIES

MODEL #	DESCRIPTION
BJ10091	Grey Body Jacket Cover
SIW-PBL	Suspension Bail
SIW-38PR	Pin Retainer Kit, 3/8" Drive
SIW-50PR	Pin Retainer Kit, 1/2" Drive



BJ10091



SIW-PBL

Quick shut-off, precision clutch minimizes torque reaction, ensuring precise application of torque.

PRECISION CLUTCH TOOLS

Signature Series precision clutch tools feature a quick-releasing clutch that delivers accuracy across multiple joint types. Constructed of precision machined parts, this tool guarantees accuracy and durability over the life of the tool.

FEATURES AND BENEFITS

- LED indicator provides simple process information to the operator. The signal is visible from any angle
- Press button for easy F/R operation
- LED light for working in dark areas
- Trigger repeat protection avoids double hits on already seated screws
- Easily attached sliding battery system
- Mini USB port for connection to optional programmer (SPC-2PGM)
- Li-Ion battery pack delivers longer run time
- Ergonomic handle design provides outstanding balance and weight and is ideal for accessing hard-to-reach locations
- Angle tool enables multiple head positions



MODEL	TORQUE RANGE		FREE SPEED RPM RANGE (PROGRAMMABLE WITH PROGRAMMER ACCESSORY)	BATTERY VOLTAGE	TOOL WEIGHT (W/O BATTERY)		ANVIL SIZE
	NM	FT-LB			LB	KG	
Pistol Grip*							
SPC-P2325Q	.8 - 3	.6 - 2.2	500 - 1,550	18V	2.1	.95	1/4" hex
SPC-P2625Q	1 - 6	.7 - 4.4	300 - 1,000	18V	2.1	.95	1/4" hex
SPC-P2925Q	1.5 - 9	1.1 - 6.6	300 - 800	18V	2.1	.95	1/4" hex
SPC-P21225Q	2 - 12	1.5 - 8.8	250 - 600	18V	2.1	.95	1/4" hex
Right Angle Nutrunner**							
SPC-A21025Q	3 - 12	2.2 - 8.8	400 - 1,000	18V	3.5	1.6	1/4" hex
SPC-A21025	3 - 12	2.2 - 8.8	400 - 1,000	18V	3.5	1.6	1/4" Sq
SPC-A21038	3 - 12	2.2 - 8.8	400 - 1,000	18V	3.5	1.6	3/8" Sq
SPC-A21625Q	5 - 18	3.7 - 13.3	300 - 600	18V	3.5	1.6	1/4" hex
SPC-A21625	5 - 18	3.7 - 13.3	300 - 600	18V	3.5	1.6	1/4" Sq
SPC-A21638	5 - 18	3.7 - 13.3	300 - 600	18V	3.5	1.6	3/8" Sq
SPC-A23038	8 - 30	5.9 - 22	250 - 480	18V	3.5	1.6	3/8" Sq
SPC-A23538	10 - 35	7.4 - 25.8	220 - 330	18V	3.5	1.6	3/8" Sq
SPC-A25038	10 - 50	7.4 - 37	200 Non-Programmable Fixed Speed***	18V	5.3	2.4	3/8" Sq
SPC-A27038	20 - 70	14.8 - 51.7	170 Non-Programmable Fixed Speed***	18V	6.3	2.9	3/8" Sq

* Pistol Grip Tools include: Torque Adjustment Tool and one (1) 18V Li-Ion Battery

** Angle Nutrunners include: Torque Adjustment Tool, Head Indexing Spanner Wrench, and one (1) 18V Li-Ion Battery

*** High torque tools feature fixed RPM.

BATTERY AND CHARGER

The AIMCO **Signature Series** Precision Clutch Tool battery and charging system could not be more simple. One universal battery and charger interface with all of the **Signature Series** Precision Clutch tools. Each tool utilizes the same lightweight 18V Li-Ion battery, which provides superior battery life. The charger accepts input AC power of 100–240VAC, making use simple anywhere in the world.



SPC-B218LI




SPC-C218-19

BATTERY MODEL #	VOLTAGE	TYPE	CAPACITY	WEIGHT
SPC-B218LI	18V	Li-Ion	2.0 Ah	.8 Lb/.4 kg
SPC-B218LI-HC	18V	Li-Ion	4.0 Ah	1.4 Lb/.64 kg
CHARGER MODEL #	OUTPUT	INPUT	DIMENSIONS (W/O BATTERY)	WEIGHT
SPC-C218-19	18V-19.2V 3.0 A	100-240VAC 50-60 Hz	6.25" deep x 5" wide x 3.5" tall 158.75 mm x 127 mm x 89 mm	1.2 Lb/.54 kg

PRECISION CLUTCH TOOL ATTACHMENTS

A wide variety of special heads and attachments can be fitted to Signature Series Angle Nutrunners. Contact your AIMCO representative for assistance, 1-503-254-6600, or toll free 1-800-852-1368.



SPC-QC

QUICK CLIP

The two piece Quick Clip comes with a belt clip and a stretch cord attachment for the Signature Series Precision Clutch pistol tool. The patented ball feature allows for quick and easy release.

BODY JACKETS


Prevent damage to the workpiece.

MODEL	DESCRIPTION
 BJ10082	Clear Body Jacket for Signature Series Precision Clutch Pistol Tools
 BJ10083	Clear Body Jacket for Signature Series Precision Clutch Angle Nutrunners

TOOL SPEED PROGRAMMER

Each **Signature Series** battery tool has programmable features that enhance operator efficiency. Programmable features include:

- Tool speed control from minimum (1,500 rpm) to maximum (2,400 rpm) speed in 50 rpm increments
- Forward/Reverse Mode - Three setting options
- Two-stage trigger delay control
- Screw count / impact count
- Supervisor level "lock-out" control



SPC-2PGM

Additionally, the **Signature Series** battery tool has an integrated mini USB connector that couples to the **Signature Series** Programmer module. Simply connect the tool to the Programmer Module and flash the tool to the desired RPM. The programmed RPM will remain until a change is desired.

HOLSTERS



AIMCO offers right-hand and left-hand holsters for pistol and right angle tools.

- SPC-P-HL-LH for Left Hand
- SPC-P-HL-RH for Right Hand

Signature Series

Signature Series tools can be adapted to a wide range of application-specific configurations. Contact your AIMCO Customer Service Associate for assistance, 1-503-254-6600, or toll free 1-800-852-1368.

ELECTRIC SCREWDRIVERS

ELECTRA[®] SERIES

- Available in push-to-start and lever start styles
- Ergonomic design – Lightweight, compact housings ensure operator comfort during operation
- Accurate torque control – Precise controlled fastening with automatic shut-off clutches
- External brush replacement – Virtually no down time for brush replacement
- External torque adjustment – Torque level can be easily adjusted by simply turning the external adjustment ring



AE-5681



- UL Listed and CE Certified – Drivers meet electrical safety standards in both the U.S. and Europe
- Direct plug-in style – Offers easy and convenient start-up (certain models), simply plug it in
- State-of-the-art motor design – Ensures comfortable grip temperature for operator and extended motor life

ELECTRA[®] SERIES

MODEL	TORQUE RANGE		FREE SPEED RPM	WEIGHT		LENGTH		HEX DRIVE		POWER SOURCE
	IN-LB	KGF-CM		LB	KG	IN	MM	IN	MM	
PUSH-TO-START DIRECT PLUG-IN SERIES										
AE-5681 (Includes torque cover)	3.5 - 15.6	4 - 18.0	1,000	1.2	0.5	9.3	237	1/4	6.4	115V AC*
AE-8681 (Includes pistol grip handle adapter)	15 - 45	23.0 - 51.8	600	1.6	0.7	10.6	269	1/4	6.4	115V AC*
LOW-VOLTAGE LEVER START SERIES (Requires External Power Supply)										POWER SUPPLY:
AE-2020	.35 - 1.3	.40 - 1.5	720	0.7	0.3	8.0	203	1/4	6.4	See page 31 for required power
AE-4020	.9 - 5	1.0 - 6.0	720	0.7	0.3	8.0	203	1/4	6.4	supplies ²
AE-4520	1.3 - 8.7	1.5 - 10.0	720	0.7	0.3	8.0	203	1/4	6.4	
AE-7010	6.1 - 17.4	7.0 - 20.0	750	1.4	0.6	9.3	236	1/4	6.4	
AE-8010	10.4 - 26.0	12.0 - 29.9	550	1.4	0.6	9.3	236	1/4	6.4	
LOW-VOLTAGE PUSH-TO-START SERIES (Requires External Power Supply)										POWER SUPPLY:
AE-7010PS	6.1 - 17.4	7.0 - 20.0	750	1.4	0.6	9.3	236	1/4	6.4	See page 31 for power supplies ²
AE-8010PS	10.4 - 26.0	12.0 - 29.9	550	1.4	0.6	9.3	236	1/4	6.4	

* 220V AC is available upon request. Contact AIMCO at 1-503-254-6600, or toll free 1-800-852-1368.

ELECTRA[®] LOW ESD SERIES

- Grounded bit – Grounded chuck assembly routes any existing charge to ground
- Carbonized housing – Handle material and buttons are constructed of carbonized plastic throughout, enabling any charge received by the handle to be routed to ground
- Long-Lasting ESD resistant handle – Material will maintain its integrity for the life of the handle, unlike coatings or paints



AE-5681ESD



ELECTRA[®] LOW ESD SERIES

MODEL	TORQUE RANGE		FREE SPEED RPM	WEIGHT		LENGTH		HEX DRIVE		POWER SOURCE
	IN-LB	KGF-CM		LB	KG	IN	MM	IN	MM	
AE-4520ESD*	1.3 - 8.7	1.5 - 10.0	720	0.9	0.4	8.0	204	1/4	6.4	35V DC
AE-5681ESD	3.5 - 15.6	4 - 18.0	1,000	1.2	0.5	9.3	237	1/4	6.4	115V AC**

* Low-voltage units require an external power supply.

** 220V AC is available upon request. Contact AIMCO at 1-503-254-6600, or toll free 1-800-852-1368.

ELECTRIC SCREWDRIVERS

ELECTRA® SLIP CLUTCH SERIES

- High-speed performance – For quick and consistent assembly and disassembly
- Maximum ergonomics and convenience – Offers a combination of a slip clutch with a high speed motor to provide low torque reaction; one of the best power-to-weight ratios in the industry
- Added maintenance feature – LED light indicates when to change brushes. Brush cap contains a switch that shuts off the power during brush replacement
- Direct 110V plug-in – Eliminates the need for an external power supply



AE-2015



- 1/4" hex quick change chuck for easy bit changes
- External torque collar for easy torque adjustment.

ELECTRA® SLIP CLUTCH SERIES

MODEL	RECOMMENDED TORQUE RANGE		FREE SPEED RPM	WEIGHT		LENGTH		HEX DRIVE		POWER SOURCE
	IN-LB	KGF-CM		LB	KG	IN	MM	IN	MM	
AE-2015	4.3 - 21.7	5.0 - 25.0	1,000	1.2	.55	9.2	234	1/4	6.4	110 V / 120V AC*

** 220V AC is available upon request. Contact AIMCO at 1-503-254-6600, or toll free 1-800-852-1368.


PRECISION SERIES

For low torque applications

- Featuring ergonomic design
- Comes with options such as long-life brushless motors and adjustable speed power supplies

STANDARD MODELS

- Optional speed control power supply – Enables infinite control from 20% to 100% of maximum tool speed and adjustable soft start to minimize cross threading
- Ergonomic housing – Oval shape conforms to hand
- Duralite – Casing material provides a secure grip
- Integrated Lever – Feather touch integrated lever reduces travel and stress. Requires only 2 mm of travel to activate
- External torque control – Twist and go



AE-6300
AE-6450



EXTENDED LIFE MODELS

- Sealed Swiss motor – For higher duty cycles, longer life, and less maintenance. Sealed casing means no brush changes are necessary
- Extended warranty on tool motor – Three year standard motor warranty
- Compact power supply – Makes setup a breeze

PRECISION SERIES

MODEL	TORQUE RANGE		FREE SPEED RPM	WEIGHT		LENGTH		HEX DRIVE IN	
	IN-LB	KGF-CM		LB	KG	IN	MM		
STANDARD									
AE-6300	.85 - 5.0	1.0 - 5.8	725	0.9	0.4	8.5	216	1/4	
AE-6450	1.3 - 8.7	1.5 - 10.0	770	0.9	0.4	8.5	216	1/4	
HIGH SPEED									
AE-6300S	.35 - 4.3	0.4 - 5.0	920	0.9	0.4	8.5	216	1/4	
AE-6450S	1.3 - 8.7	1.5 - 10.0	920	0.9	0.4	8.5	216	1/4	
EXTENDED LIFE									
AE-6300M	1.0 - 5.5	1.1 - 6.3	550	0.9	0.4	8.5	216	1/4	

ELECTRIC SCREWDRIVERS




AE-224PS
AE-278PS



APM-30

ELECTRA® SERIES ACCESSORIES - POWER SUPPLIES

MODEL	COMPATIBLE SCREWDRIVERS		TOOL RPM	VOLTAGE CONVERSION	DIMENSIONS (LB)	WEIGHT (KG)
AE-224PS	AE-2020 AE-2020ESD AE-4020 AE-4520 AE-4520ESD	AE-6300 AE-6300S AE-6450 AE-6450S	720	VARIABLE SPEED / SOFT START	2.6 x 1.6 x 5.0 66 x 41 x 127 mm	1.0 .45
AE-278PS	AE-7010 AE-7010PS	AE-8010 AE-8010PS	STANDARD	110V AC - 220V AC / 30V DC	1.6 x 5.0 x 2.6 41 x 127 x 66 mm	1.0 .45
APM-30	AE-6300M		550	110V AC - 220V AC / 30V DC	2.1 x 3.4 x 1.9 53 x 87 x 48 mm	0.4 0.2



ANGLE HEAD ATTACHMENTS

Available for lever start series.

Not available for Low ESD Series.



PISTOL GRIP HANDLE

Converts to a pistol style driver for horizontal fastening. Available for Trigger Start only (included with AE-8681).



TORQUE COVER

Prevents accidental torque adjustment by the operator (included with AE-5681).



FASTENER COUNTER

Verifies and error-proofs assembly process.


OPTIONAL ACCESSORIES

ITEM	MODEL	COMPATIBLE SCREWDRIVERS
Angle Head Attachments	AE-2045A	For AE-2020, AE-4020, AE-4520
	AE-7080A	For AE-7010, AE-8010
Pistol Grip Handle	AE-PG7080	For AE-7010, AE-7010PS, AE-8010, AE-8010PS
Torque Cover	AE-TC2040	For AE-2020, AE-4020, AE-4520
	AE-TC7080	For AE-7010, AE-7010PS, AE-8010, AE-8010PS
	4H2055	For AE-8681
Fastener Counter	AM-45	For AE-2020, AE-4020, AE-4520 Standard and ESD types
	AM-65	For AE-7010, AE-7010PS, AE-8010 and AE-8010PS

IMPACT TOOLS

UW-SERIES IMPACT TOOLS

UW-Series impact tools offer fast, economical operation in high-volume heavy assembly applications.



UW-6SLRDK
UW-6SL(D)K
UW-6SLRK

UW-61ERK

UW-8SHK
UW-8SHRK

UW-9SRK
UW-9SK

UW-10SHK
UW-10SHRK

UW-13SK
UW-13SRK

UW-131ERK

TWIN HAMMER PISTOL IMPACT WRENCHES

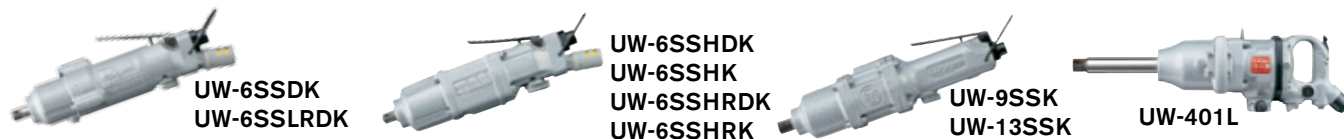
Recommended Air Pressure: 85 psi

MODEL	CAPACITY		TORQUE RANGE (APPROX)		SPEED RPM	OVERALL LENGTH		WEIGHT		FROM CENTER TO OUTSIDE		SQ. DR. OR HEX SIZE IN	NOISE LEVEL dB(A)	AVERAGE AIR CONSUMPTION
	MM	IN	NM	FT-LB		MM	IN	KG	LB	MM	IN			
UW-6SLRDK	6	1/4	6.9 - 18	5 - 13	8,500	175	6.9	1.0	2.1	31.0	1.2	1/4 Hex	91	12.4
UW-6SLDK	6	1/4	6.9 - 18	5 - 13	8,500	175	6.9	1.0	2.1	31.0	1.2	1/4 Hex	91	12.4
UW-6SLK	6	1/4	7.8 - 19	6 - 14	8,500	175	6.9	1.0	2.1	31.0	1.2	1/4 Sq.	92	12.4
UW-6SLRK	6	1/4	7.8 - 19	6 - 14	8,500	175	6.9	1.0	2.1	31.0	1.2	1/4 Sq.	92	12.4
UW-61ERK	8	5/16	14 - 40	10 - 30	7,300	150	5.9	1.5	3.3	29.5	1.2	3/8 Sq.	91	12.4
UW-8SHRK	8	5/16	18 - 40	13 - 30	7,300	172	6.8	1.6	3.4	31.0	1.2	1/2 Sq.	93	14.0
UW-8SHK	8	5/16	29 - 69	21 - 51	7,500	172	6.8	1.6	3.4	31.0	1.2	1/2 Sq.	93	14.0
UW-9SRK	10	3/8	35 - 87	26 - 64	7,000	178	7.0	1.8	3.9	34.0	1.3	1/2 Sq.	93	16.0
UW-9SK	10	3/8	35 - 87	26 - 64	7,000	178	7.0	1.8	4.0	34.0	1.3	1/2 Sq.	95	17.6
UW-10SHRK	12	1/2	47 - 170	35 - 125	6,000	183	7.2	2.1	4.7	30.5	1.4	1/2 Sq.	95	16.0
UW-10SHK	12	1/2	49 - 180	36 - 133	6,500	183	7.2	2.1	4.7	35.0	1.4	1/2 Sq.	95	16.0
UW-13SRK	13	1/2	88 - 250	65 - 184	6,000	215	8.5	2.6	5.7	37.5	1.5	1/2 Sq.	95	16.0
UW-13SK	13	1/2	88 - 250	65 - 184	6,500	215	8.5	2.6	5.7	37.5	1.5	1/2 Sq.	95	19.4
UW-131ERK	13	1/2	84 - 260	62 - 192	5,500	205	8.1	3.0	6.5	37.5	1.5	1/2 Sq.	97	19.4

Air Hose Size: 3/8" I.D.

Air Inlet: N.P.T. 1/4"

NOTE: Additional models available. Please contact AIMCO, 1-503-254-6600, or toll free 1-800-852-1368.



UW-6SSDK
UW-6SSLRDK

UW-6SSHDK
UW-6SSHK
UW-6SSHRDK
UW-6SSHRK

UW-9SSK
UW-13SSK

UW-401L

TWIN HAMMER INLINE IMPACT WRENCHES

Recommended Air Pressure: 85 psi

MODEL	CAPACITY		TORQUE RANGE (APPROX)		SPEED RPM	OVERALL LENGTH		WEIGHT		FROM CENTER TO OUTSIDE		SQ. DR. OR HEX SIZE IN	NOISE LEVEL dB(A)	AVERAGE AIR CONSUMPTION
	MM	IN	NM	FT-LB		MM	IN	KG	LB	MM	IN			
UW-6SSDK	6	1/4	7.8 - 22	6 - 16	7,500	185	7.3	1.0	2.1	28.0	1.1	1/4 Hex	91	10.5
UW-6SSLK	6	1/4	7.8 - 20	6 - 15	8,500	197	7.8	0.9	1.9	31.0	1.2	3/8 Sq.	90	10.5
UW-6SSRK	6	1/4	9.8 - 26	7 - 19	7,500	225	8.9	1.0	2.1	29.5	1.2	3/8 Sq.	91	10.5
UW-6SSHDK	8	5/16	15 - 30	11 - 22	7,500	205	8.1	1.2	2.7	22.0	0.8	1/4 Hex	91	12.4
UW-6SSLRDK	6	1/4	6.9 - 18	5 - 13	8,500	239	9.4	0.9	1.9	31.0	1.3	1/4 Hex	91	10.5
UW-6SSHK	8	5/16	22 - 50	16 - 37	7,500	205	8.1	1.3	2.7	27.5	1.1	1/4 Sq.	92	12.4
UW-6SSHRDK	8	5/16	15 - 30	11 - 22	7,300	249	9.8	1.3	2.8	27.5	1.1	1/4 Hex	91	12.4
UW-6SSHRK	8	5/16	22 - 50	16 - 37	7,300	249	9.8	1.3	2.8	27.5	1.1	3/8 Sq.	91	12.4
UW-9SSK	10	3/8	35 - 87	26 - 64	7,000	290	11.4	2.1	4.6	34.0	1.3	1/2 Sq.	95	16.0
UW-13SSK	13	1/2	89 - 250	66 - 184	6,300	281	11.1	3.2	7.0	39.0	1.5	1/2 Sq.	97	19.4
UW-401	38	1-1/2	880 - 2,500	649 - 1,844	3,200	494	19.5	15.1	33.2	62.5	2.5	1 Sq.	110	42.4
UW-401L	38	1-1/2	790 - 2,300	583 - 1,696	3,200	654	25.8	16.5	36.3	62.5	2.5	1 Sq.	110	42.4

Air Hose Size: 3/8" I.D., 1/2" I.D. for UW-401 and UW-401L models

Air Inlet: N.P.T. 1/4"

NOTE: Additional models available. Please contact AIMCO, 1-503-254-6600, or toll free 1-800-852-1368.

IMPACT TOOLS MODEL NUMBER KEY

UW-SH = Pistol grip
 UW-SSH = Straight handle
 UW-CSH = Angle head
 UW-P = Pistol grip for 140 and 381 series

+ L = Long anvil
 + R = Rear exhaust
 + K = Lightweight
 + DK = Driver-type anvil, lightweight

IMPACT TOOLS



UW-6CSK



UW-6CSHK
UW-6CSHRK



UW-9CSK



UW-13CSK

TWIN HAMMER ANGLE IMPACT WRENCHES

Recommended Air Pressure: 85 psi

MODEL	CAPACITY		TORQUE RANGE (APPROX)		SPEED RPM	OVERALL LENGTH		WEIGHT		FROM CENTER TO OUTSIDE		SQ. DR. OR HEX SIZE IN	NOISE LEVEL dB(A)	AVERAGE AIR CONSUMPTION
	MM	IN	NM	FT-LB		MM	IN	KG	LB	MM	IN			
UW-6CSK	6	1/4	7.8 - 22	6 - 16	7,500	218	8.6	1.4	3.1	28.0	1.1	3/8 Sq.	94	10.5
UW-6CSHK	8	5/16	19 - 41	14 - 30	7,500	238	9.4	1.7	3.8	27.5	1.1	3/8 Sq.	94	12.4
UW-6CSHRK	8	5/16	19 - 41	14 - 30	7,300	282	11.1	1.7	3.8	27.5	1.1	3/8 Sq.	94	10.5
UW-9CSK	10	3/8	27 - 71	20 - 52	7,000	337	13.3	2.8	6.1	34.0	1.3	1/2 Sq.	95	12.4
UW-13CSK	13	1/2	75 - 200	55 - 148	6,500	374	14.7	5.2	11.4	39.0	1.5	1/2 Sq.	97	26.5

Air Hose Size: 3/8" I.D.

Air Inlet: N.P.T. 1/4"

NOTE: Additional models available. Please contact AIMCO, 1-503-254-6600, or toll free 1-800-852-1368.




UW-140P(WR)



UW-220P
UW-220PL



UW-251P



UW-381
UW-381L



UW-381P

SWING HAMMER IMPACT WRENCHES

Recommended Air Pressure: 85 psi

MODEL	CAPACITY		TORQUE RANGE (APPROX)		SPEED RPM	OVERALL LENGTH		WEIGHT		FROM CENTER TO OUTSIDE		SQ. DR. OR HEX SIZE IN	NOISE LEVEL dB(A)	AVERAGE AIR CONSUMPTION
	MM	IN	NM	FT-LB		MM	IN	KG	LB	MM	IN			
UW-140P(WR)	12	1/2	70 - 210	52 - 155	6,500	200	7.9	2.7	5.9	33.0	1.3	1/2 Sq.	93	25.0
UW-220P	19	3/4	300 - 700	221 - 516	5,500	230	9.1	2.8	9.6	42.0	1.7	3/4 Sq.	95	25.0
UW-220PL	19	3/4	300 - 700	221 - 516	5,500	350	13.8	4.4	10.3	42.0	1.7	3/4 Sq.	95	25.0
UW-251P	25	1	600 - 1,000	443 - 738	5,500	276	10.9	8.0	17.6	55.0	2.0	1 Sq.	95	28.0
UW-381	38	1-1/2	760 - 2,000	561 - 1,475	4,700	395	115.6	9.5	20.9	58.5	2.3	1 Sq.	100	31.5
UW-381L	38	1-1/2	1,400 - 2,000	1,033 - 1,475	4,700	543	21.4	10.0	20.9	58.5	2.3	1 Sq.	100	31.5
UW-381P	38	1-1/2	760 - 2,000	561 - 1,475	4,700	276	10.9	10.0	20.9	58.5	2.3	1 Sq.	99	31.5

Air Hose Size: 3/8" for UW-140P(WR) 1/2" I.D. for other models

Air Inlet: N.P.T. 1/4" for UW-140P(WR)

N.P.T. 3/8" for UW-220P and UW-251P series

NOTE: Additional models available. Please contact AIMCO, 1-503-254-6600, or toll free 1-800-852-1368.



UW-550



UW-75S

Recommended Air Pressure: 85 psi

TWIN HAMMER JUMBO IMPACT WRENCHES

MODEL	CAPACITY		TORQUE RANGE (APPROX)		SPEED RPM	OVERALL LENGTH		WEIGHT		FROM CENTER TO OUTSIDE		SQ. DR. OR HEX SIZE IN	NOISE LEVEL dB(A)	AVERAGE AIR CONSUMPTION
	MM	IN	NM	FT-LB		MM	IN	KG	LB	MM	IN			
UW-550	55	2-1/4	2,500 - 5,800	1,844 - 4,278	3,500	525	20.7	36.0	79.0	78.0	3.1	1-1/2 Sq.	112	79.0
UW-75S	76	3	7,800 - 17,000	5,753 - 12,539	1,400	670	26.4	56.0	123.0	96.0	3.8	1-1/2 Sq.	112	114.0

Air Hose Size: 3/4" I.D.

Air Inlet: N.P.T. 1"

NOTE: Additional models available. Please contact AIMCO, 1-503-254-6600, or toll free 1-800-852-1368.

STUD BOLT WRENCH

Recommended Air Pressure: 85 psi

MODEL	CAPACITY		TORQUE RANGE (APPROX)		SPEED RPM	OVERALL LENGTH		WEIGHT		FROM CENTER TO OUTSIDE		SQ. DR. OR HEX SIZE IN	NOISE LEVEL dB(A)	AVERAGE AIR CONSUMPTION
	MM	IN	NM	FT-LB		MM	IN	KG	LB	MM	IN			
UW-ST6SHK	8	5/16	22 - 49	16 - 36	6,500	170	6.7	1.7	3.7	24.0	1.0	3/8 Sq.	92	14.0

Air Hose Size: 3/8" I.D.

Air Inlet: N.P.T. 1/4"

NOTE: Additional models available. Please contact AIMCO, 1-503-254-6600, or toll free 1-800-852-1368.



UW-ST6SHK

GRINDERS



UAG-40SBL-136



UAG-50SBL-109
UAG-50SBL-120



UAG-70SBL-76




UAG-90SBL-59

ANGLE GRINDERS

Recommended Air Pressure: 85 psi

MODEL*	CAPACITY (WHEEL SIZE)		SPEED RPM	RATED HORSEPOWER HP	OVERALL LENGTH		OVERALL HEIGHT		WEIGHT		NOISE LEVEL dB(A)	AVERAGE AIR CONSUMPTION CFM
	IN	IN			MM	IN	MM	IN	KG	LB		
UAG-40SBL-136	4		13,600	1.0	246	9.7	76	3.0	1.3	2.9	84	34.0
UAG-50SBL-109	5		10,900	1.0	246	9.7	76	3.0	1.4	3.1	82	34.0
UAG-50SBL-120	5		12,000	1.0	246	9.7	76	3.0	1.4	3.1	82	34.0
UAG-70SBL-76	7		7,600	2.0	300	11.8	98	3.9	2.9	6.4	83	57.0
UAG-90SBL-59	9		5,900	2.5	308	12.1	98	3.9	3.3	7.3	88	67.0



DIE GRINDERS

Recommended Air Pressure: 85 psi

MODEL*	COLLET CHUCK SIZE		SPEED RPM	RATED HORSEPOWER HP	OVERALL LENGTH		WEIGHT		NOISE LEVEL dB(A)	AVERAGE AIR CONSUMPTION CFM
	IN	IN			MM	IN	KG	LB		
UG-25NA	1/4		23,500	0.3	153	6.0	0.5	1.2	82	10.7
UG-38N	1/4		25,000	0.4	164	6.5	0.6	1.3	85	10.7
UG-38NA	1/4		22,000	0.4	165	6.5	0.7	1.4	75	14.0
UG-38NL	1/4		21,000	0.4	317	12.5	0.9	2.0	85	10.7
UG-38NS	1/4		25,000	0.4	174	6.8	0.6	1.3	85	10.7
UG-50S-200	1/4		23,000	0.3	198	7.8	0.6	1.3	73	14.0
UG-45H	1/4		18,000	0.5	196	7.7	0.8	1.8	76	22.0
UG-60S-29*	1/4		2,900	0.5	227	8.9	1.1	2.3	77	18.0

* UG-60S-29 includes spanner wrench to tighten collet

MINI ANGLE DIE GRINDERS

Recommended Air Pressure: 85 psi

MODEL*	COLLET CHUCK SIZE		SPEED RPM	RATED HORSEPOWER HP	OVERALL LENGTH		OVERALL HEIGHT		WEIGHT KG	WEIGHT LB	NOISE LEVEL dB(A)	AVERAGE AIR CONSUMPTION CFM
	IN	IN			MM	IN	MM	IN				
UG-20A-200	1/4		20,000	0.2	131	5.2	80	3.2	0.5	1.1	75	10.7
UG-20A-120	1/4		12,000	0.2	131	5.2	80	3.2	0.5	1.1	76	10.7
UG-50S-200A	1/4		20,000	0.3	195	7.7	87	3.4	0.9	2.0	75	14.0



UG-20A-120
UG-20A-200



UG-50S-200A

LIGHTWEIGHT GRINDERS



UG-65EB



UG-65EBL



UG-650EL

Recommended Air Pressure: 85 psi

MODEL*	CAPACITY (WHEEL SIZE)		SPEED RPM	RATED HORSEPOWER HP	OVERALL LENGTH		WEIGHT		NOISE LEVEL dB(A)	AVERAGE AIR CONSUMPTION CFM
	IN	IN			MM	IN	KG	LB		
UG-65EB	2.5		14,600	0.6	242	9.8	1.3	2.8	95	22.0
UG-65EBL	2.5		14,600	0.6	272	10.7	1.4	3.1	95	22.0
UG-650EL	2.5		14,600	0.6	420	16.5	1.6	3.4	85	22.0

HORIZONTAL GRINDER

Recommended Air Pressure: 85 psi

MODEL	CAPACITY (WHEEL SIZE)		SPEED RPM	RATED HORSEPOWER HP	OVERALL LENGTH		WEIGHT		NOISE LEVEL dB(A)	AVERAGE AIR CONSUMPTION CFM
	IN	IN			MM	IN	KG	LB		
UG-1250L-72	5		7,200	1.0	436	17.2	2.8	6.2	88	32.7



UG-1250L-72

*Air Hose Size: 3/8" I.D. - 1/2" I.D. (UG-1250L-72)

Air Inlet: N.P.T. 1/4" - N.P.T. 3/8" (UAG-90SBL-59 and UG-1250L-72)

NOTE: Additional models available.

Please contact AIMCO, 1-503-254-6600, or toll free 1-800-852-1368.

SANDERS AND DRILLS

SANDER

Recommended Air Pressure: 85 psi

MODEL	CAPACITY (WHEEL SIZE)		SPEED RPM	RATED HORSEPOWER HP	OVERALL LENGTH		WEIGHT		NOISE LEVEL dB(A)	AVERAGE AIR CONSUMPTION CFM
	IN				MM	IN	KG	LB		
UP-25DB	5		10,000	0.3	212	8.3	1.7	3.7	73	7.0

Air Hose Size: 3/8" I.D.

Air Inlet: N.P.T. 1/4"

NOTE: Additional models available. Please contact AIMCO, 1-503-254-6600, or toll free 1-800-852-1368.




UP-25DB



UD-50-22
UD-50-200



UD-50-45



UD-60-04
UD-60-07



UD-60-15
UD-60-20



UD-60-29



UD-80-04
UD-80-07



UD-80-12



UD-50S-22
UD-50S-45



UD-60S-15
UD-60S-29



UD-50S-45A
UD-50S-45A*



UD-60S-15C
UD-60S-29C

DRILLS

Recommended Air Pressure: 85 psi

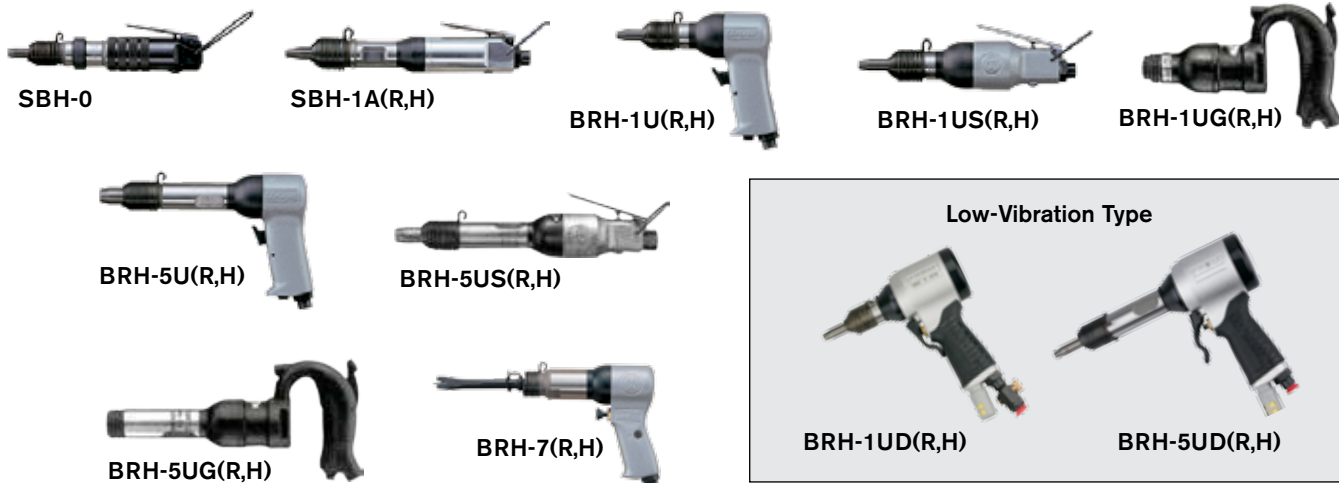
MODEL	CAPACITY		SPEED RPM	OVERALL LENGTH		WEIGHT WITH CHUCK		FROM CENTER TO OUTSIDE		NOMINAL CHUCK SIZE IN	TYPE OF SPINDLE IN-THR'D	NOISE LEVEL dB(A)	AVERAGE AIR CONSUMPTION CFM
	MM	IN		MM	IN	KG	LB	MM	IN				
PISTOL													
UD-50-200	3	1/8	23,000	135	5.3	0.7	1.5	21.0	0.8	5/16	3/8-24UNF	73	14
UD-50-45	6	1/4	5,000	145	5.7	0.9	1.9	21.0	0.8	5/16	3/8-24UNF	72	14
UD-50-22	8	5/16	2,200	140	5.5	0.9	2.0	21.0	0.8	5/16	3/8-24UNF	72	14
UD-60-29	8	5/16	2,900	167	6.6	1.1	2.4	22.5	0.9	5/16	3/8-24UNF	77	18
UD-60-20	8	5/16	2,000	180	7.1	1.2	2.6	22.5	0.9	5/16	3/8-24UNF	77	18
UD-60-15	8	5/16	1,600	180	7.1	1.2	2.6	22.5	0.9	5/16	3/8-24UNF	76	18
UD-60-07	13	1/2	700	219	8.6	1.4	3.1	22.5	0.9	1/2	1/2-20UNF	75	18
UD-60-04	13	1/2	500	220	8.6	1.4	3.1	22.5	0.9	1/2	1/2-20UNF	75	18
UD-80-12	13	1/2	1,200	216	8.5	1.8	4.0	26.0	1.0	1/2	1/2-20UNF	79	23
UD-80-07	13	1/2	700	239	9.4	2.3	5.1	26.0	1.0	1/2	1/2-20UNF	79	23
UD-80-04	16	5/8	400	247	9.7	2.9	6.4	26.0	1.0	5/8	5/8-16UNF	79	23
INLINE													
UD-50S-45	6	1/4	5,000	210	8.3	0.9	1.9	21.0	0.8	5/16	3/8-24UNF	77	14
UD-50S-22	8	5/16	2,200	205	8.1	0.8	1.8	21.0	0.8	5/16	3/8-24UNF	77	14
UD-60S-29	8	5/16	2,900	227	8.9	1.1	2.3	22.5	0.9	5/16	3/8-24UNF	77	18
UD-60S-15	8	5/16	1,600	238	9.4	1.2	2.5	22.5	0.9	5/16	3/8-24UNF	77	18
ANGLE													
UD-50S-45A	4	#8	5,000	253	10	0.9	1.98	21.0	0.8	-	1/4-28UNF	79	14
UD-50S-45A*	4	#8	5,000	253	10	0.9	1.98	21.0	0.8	-	1/4-28UNF	79	14
UD-60S-29C	8	5/16	2,900	276	10.9	1.5	3.3	22.5	0.9	5/16	3/8-24UNF	79	18
UD-60S-15C	8	5/16	1,600	283	11.1	1.6	3.5	22.5	0.9	5/16	3/8-24UNF	79	18

* UD-50S-45A* comes with a cone jaw chuck installed.

Air Hose Size: 3/8" I.D. Air Inlet: N.P.T. 1/4"

NOTE: Other models are available. Please contact AIMCO, 1-503-254-6600, or toll free 1-800-852-1368.

PERCUSSION TOOLS




RIVETING HAMMERS

Recommended Air Pressure: 85 psi

MODEL	CAPACITY		BLOW PER MIN. BPM	OVERALL LENGTH		WEIGHT		PISTON DIAMETER		PISTON STROKE		NOISE LEVEL dB(A)	AVERAGE AIR CONSUMPTION CFM
	DURALUMIN IN	STEEL IN		MM	IN	KG	LB	MM	IN	MM	IN		
SBH-0	3/32	-	6,500	123	4.8	0.3	0.7	10.0	0.4	23	0.9	90	3.5
SBH-1A(R,H)*	7/64	-	4,000	209	8.2	0.9	1.9	11.1	0.4	56	2.2	92	5.0
BRH-1U(R,H)	1/8	3/32	2,800	122	4.9	1.1	2.4	14.3	0.6	38	1.5	95	12.0
BRH-1US(R,H)	1/8	3/32	2,800	180	7.1	1.0	2.2	14.3	0.6	38	1.5	95	12.0
BRH-1UG(R,H)	1/8	3/32	2,800	187	7.4	1.8	3.9	14.3	0.6	38	1.5	95	12.0
BRH-5U(R,H)*	1/4	3/16	1,800	189	7.4	1.4	3.1	12.7	0.5	100	4.0	95	13.0
BRH-5US(R,H)	1/4	3/16	1,800	246	9.7	1.5	3.2	12.7	0.5	100	4.0	95	13.0
BRH-5UG(R,H)	1/4	3/16	1,800	258	10.2	2.1	4.7	12.7	0.5	100	4.0	95	13.0
BRH-7(R,H)*	-	-	3,400	168	6.6	1.6	3.6	19.1	0.8	50	2.0	100	17.0

VIBRATION-PROOF TYPE (Vibration total value < 2.5 m/s²)													
BRH-1UD(R,H)	#5	#3	2,800	143	5.6	1.4	3.1	14.3	0.6	38	1.5	95	12.0
BRH-5UD(R,H)	1/4	#10	2,800	211	10.7	1.7	3.6	12.7	0.6	100	1.5	95	12.0

Air Hose Size: 3/8" I.D. Air Inlet: N.P.T. 1/4" * R - Round Bushing H - Hex Bushing



ONE SHOT HAMMERS

Recommended Air Pressure: 85 psi

MODEL	BLOW POWER LB	RIVET SET DIA X LENGTH IN	SHANK DIAMETER		STROKE		LENGTH		WEIGHT	
			MM	IN	MM	IN	MM	IN	LB	KG
CB-13P	1.7	4.04 x 9.86	-	-	3.0	0.12	185	7.3	0.7	0.3
RH-25	20.4	-	10.2	0.401	29.8	1.2	213	8.4	2.0	0.9
RH-80	27.6	-	10.2	0.401	29.8	1.2	254	10.0	2.9	0.3
RH-90	103	-	10.2	0.401	29.8	1.2	328	12.9	3.5	1.6
RH-100Z	78.1	-	10.2	0.401	29.8	1.2	328	12.9	3.9	1.8
RH-200	139	-	10.2	0.401	39.8	1.2	341	13.4	4.6	2.1

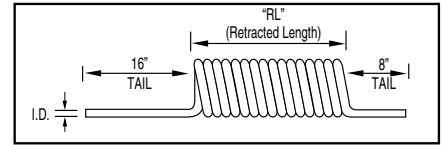
Air Hose Size: 3/8" I.D. Air Inlet: N.P.T. 1/4" NOTE: Additional models available. Please contact AIMCO, 1-503-254-6600, or toll free 1-800-852-1368.

AIR LINE

Polyurethane Hose



- Durable Polyurethane is chemical resistant and lightweight, and provides excellent recoil memory and maximum flexibility
- Available in transparent hose color (opaque also available)
- Assemblies for coiled hose include reusable swivel fitting. Straight hose available with or without fittings
- Working temperature: -104° F to 175° F



SINGLE AIR HOSE ASSEMBLIES (COILED)

MODEL	DESCRIPTION (O.D. x I.D. x LENGTH)	RETRACTED LENGTH	WORKING PRESSURE	NPT FITTINGS
ASH-250C-10MSZ	3/8" x 1/4" x 10'	7"	100 psi	1/4"
ASH-250C-15MSZ	3/8" x 1/4" x 15'	9-1/2"	100 psi	1/4"
ASH-250C-25MSZ	3/8" x 1/4" x 25'	15-1/2"	100 psi	1/4"
ASH-375C-15MSZ	9/16" x 3/8" x 15'	10"	100 psi	3/8"
ASH-375C-25MSZ	9/16" x 3/8" x 25'	14"	100 psi	3/8"
ASH-500C-15MSZ	3/4" x 1/2" x 15'	13"	100 psi	1/2"
ASH-500C-25MSZ	3/4" x 1/2" x 25'	23"	100 psi	1/2"

Custom length coil assemblies and special colors available in minimum order quantities. Contact an AIMCO Customer Service Associate, 1-503-254-6600, or toll free 1-800-852-1368.



STRAIGHT AIR HOSE (SOLD PER FOOT)

MODEL	DESCRIPTION
ASH-375Z	3/8" I.D.
ASH-500Z	1/2" I.D.

Contact an AIMCO Customer Service Associate about full reel pricing, 1-503-254-6600, or toll free 1-800-852-1368.

Rubber Hose



- Designed for use in a wide range of industrial, construction, and agricultural applications
- Constructed of high grade, reinforced EPDM synthetic rubber
- Working temperature: -40° F to 190° F

SINGLE AIR HOSE (RUBBER)

I.D.	O.D.	LENGTH	WORKING PRESSURE	WEIGHT
3/16"	0.44"	10 ft	200 psi	0.8 lb
1/4"	0.5"	10 ft	200 psi	0.9 lb
5/16"	0.58"	10 ft	200 psi	1.2 lb
3/8"	0.67"	10 ft	200 psi	1.5 lb
1/2"	0.81"	10 ft	200 psi	2.0 lb
5/8"	0.97"	10 ft	200 psi	2.7 lb
3/4"	1.12"	10 ft	200 psi	3.4 lb

Custom lengths available. Contact an AIMCO Customer Service Associate for more details, 1-503-254-6600, or toll free 1-800-852-1368.

HELPFUL HINTS FOR AIR HOSE USE

- Use recommended I.D. air hose and fittings
- Replace air hose regularly to help maintain clean air
- A clear hose allows you to see water or dirt accumulation in hose
- Use correct length of hose to reduce air loss and pressure drop
- Use locking quick-disconnect couplers for additional safety

AIR LINE ACCESSORIES

BRASS QUICK COUPLERS

Manual ball couplers designed for use with ergonomic twist plugs. Brass with nitrile seals, rated to 300 PSI, from -40° to +250° F.


MODEL	DESCRIPTION
B23	1/4" NPT F x 1/4" QC Brass Coupler
B23E	1/4" NPT F x 3/8" QC Brass Coupler
B25	3/8" NPT F x 3/8" QC Brass Coupler



SWIVEL AIR FITTINGS

For use with most portable air tools, including grinders, drills, screwdrivers, buffers, sanders, staple guns, and more. Rotates 360° for awkward angles.

MODEL	INLET	WEIGHT	MAX PSI	TOOL CFM
7021	1/4" NPT	3 oz	Up to 125	25
7041A	3/8" NPT	11 oz	Up to 125	50
7051	1/2" NPT	7 oz	Up to 125	60



IN-LINE MINI REGULATORS

Easily adjust airflow with the turn of a dial.

MODEL	CAPACITY
932-100-0	1/8" NPT
932-110-0A	1/4" NPT



AIR LINE FITTINGS

MODEL	CAPACITY
250-RZ	1/4" NPT Rigid Fitting
250-SZ	1/4" NPT Swivel Fitting
375-RZ	3/8" NPT Rigid Fitting
375-SZ	3/8" NPT Swivel Fitting
500-SZ	1/2" NPT Swivel Fitting



MINI AIR GAUGE SWIVEL JOINT KITS

- Bi-directional 360° rotation
- Keeps air hose straight and untwisted
- Decreases operator fatigue



MODEL	INLET	WEIGHT	MAX PSI	TOOL CFM
7021AG	1/4" NPT	3 oz	Up to 125	25
7041AG	3/8" NPT	3 oz	Up to 125	50

BRASS ADAPTERS AND BUSHINGS

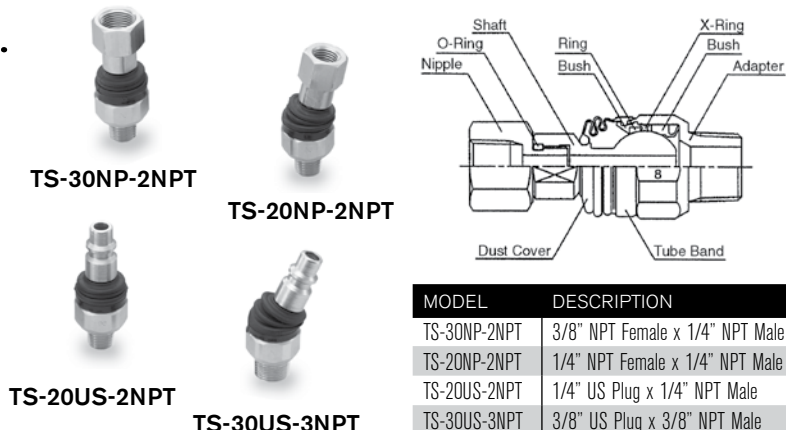
Pipe fittings for use as medium and low pressure connectors. Meets functional requirements of SAE J530, SAE J531, ASME and ASA. Rated 1,000 PSI from -65° to +250° F.

MODEL	DESCRIPTION
209P-8-6	3/8" NPT F x 1/2" NPT M Adapter
222P-6-4	1/2" NPT F x 3/8" NPT M Adapter
222P-8-6	3/4" NPT F x 1/2" NPT M Adapter
209P-6-4	1/4" NPT F x 3/8" NPT M Bushing
209P-8-6	3/8" NPT F x 1/2" NPT M Bushing

ERGONOMIC TWIST PLUGS

These unique, ergonomically designed hose fittings provide 360° rotation and 35° angled rotation in any direction.

- Two rotation points prevent kinking of air hose
- Design ensures full air pressure flow
- Rotating joint comes with polyurethane dust cover
- Heavy duty construction



MODEL	DESCRIPTION
TS-30NP-2NPT	3/8" NPT Female x 1/4" NPT Male
TS-20NP-2NPT	1/4" NPT Female x 1/4" NPT Male
TS-20US-2NPT	1/4" US Plug x 1/4" NPT Male
TS-30US-3NPT	3/8" US Plug x 3/8" NPT Male

INDEX

MODEL #	PAGE	MODEL #	PAGE	MODEL #	PAGE	MODEL #	PAGE	MODEL #	PAGE				
A													
AAP1B66400A	4	AM-65	31	SIW-B1BLI-HC	25	UAN-611R-40C	19	UD-50S-45A	35				
AAP1B66600A	4	APM-30	31	SIW-B18LI	25	UAN-611R-50C	19	UD-50S-45A*	35				
AAP1B66850A	4	ASH-250C-10MSZ	37	SIW-C18	25	UAN-611R-60C	19	UD-60-04	35				
AAP1B76950A	4	ASH-250C-15MSZ	37	SIW-P2525Q	25	UAN-701R-30C	19	UD-60-07	35				
AAP1B771350A	4	ASH-250C-25MSZ	37	SIW-P3225Q	25	UAN-701R-40C	19	UD-60-15	35				
AAP1B772000A	4	ASH-375C-15MSZ	37	SIW-P3238	25	UAN-701R-60C	19	UD-60-20	35				
AAP1B772950A	4	ASH-375C-25MSZ	37	SIW-P5538	25	UAT-30D	11	UD-60-29	35				
AAP1B885100A	4	ASH-375Z	37	SIW-P5550	25	UAT-30SD	11	UD-60S-15	35				
AAP2B76250A(R)	5	ASH-500C-15MSZ	7, 37	SIW-P10050	25	UAT-40	11	UD-60S-15C	35				
AAP2B76450A(R)	5	ASH-500C-25MSZ	7, 37	SIW-P12050	25	UAT-40D	11	UD-60S-29	35				
AAP2B76650A(R)	5	ASH-500Z	7, 37	SIW-PBL	25	UAT-40S	11	UD-60S-29C	35				
AAP2B76950A(R)	5	ATM-800	21	SPC-2PGM	28	UAT-40SD	11	UD-80-04	35				
AAP2B771400A(R)	5	ATM-1800	21	SPC-A21025	26	UAT-50	11	UD-80-07	35				
AAP2B772000A(R)	5	ATM-2800	21	SPC-A21025Q	26	UAT-50D	11	UD-80-12	35				
AAP2B773000A(R)	5	ATM-3800	21	SPC-A21038	26	UAT-50DL	11	UDBP-TA40-B	17				
AAP2B785100A(R)	5	ATM-5000	21	SPC-A21625	26	UAT-50L	11	UDBP-TA40-KIT	17				
AE-224PS	31	ATM-8000	21	SPC-A21625Q	26	UAT-50S	11	UDBP-TA40(P)-RF	16				
AE-278PS	31	ATM-12000	21	SPC-A21638	26	UAT-50SD	11	UDBP-TA40(P)RF-B	17				
AE-2015	30	ATM-16000	21	SPC-A23038	26	UAT-50SDL	11	UDBP-TA40(P)RF-KIT	17				
AE-2020	29	B											
AE-2045A	31	B23	38	SPC-A23538	26	UAT-50SL	11	UDBP-TA40(P)RF-KTR	17				
AE-4020	29	B23E	38	SPC-A25038	26	UAT-60	11	UDBP-TA40(RF)	16				
AE-4520	29	B25	38	SPC-A27038	26	UAT-60D	11	UDBP-TA40RF-B	17				
AE-4520ESD	29	BJ10082	27	SPC-B218LI	27	UAT-60L	11	UDBP-TA40RF-KIT	17				
AE-5681	29	BJ10083	27	SPC-B218LI-HC	27	UAT-60S	11	UDBP-TA40RF-KTR	17				
AE-5681ESD	29	BJ10091	25	SPC-C218-19	27	UAT-60SD	11	UDBP-TA50-B	17				
AE-6300	30	BRH-1U(R,H)	36	SPC-P2325Q	26	UAT-60SDL	11	UDBP-TA50-KIT	17				
AE-6300M	30	BRH-1UD(R,H)	36	SPC-P2625Q	26	UAT-60SL	11	UDBP-TA50(P)-B	17				
AE-6300S	30	BRH-1UG(R,H)	36	SPC-P2925Q	26	UAT-70	11	UDBP-TA50(P)-KIT	17				
AE-6450	30	BRH-1US(R,H)	36	SPC-P21225Q	26	UAT-70L	11	UDBP-TA50(P)-RF	16				
AE-6450S	30	BRH-5U(R,H)	36	SPC-P-HL	28	UAT-70S	11	UDBP-TA50(P)-RF-B	17				
AE-7010	29	BRH-5UD(R,H)	36	SPC-P-HL-RH	28	UAT-70SL	11	UDBP-TA50(P)-RF-KIT	17				
AE-7010PS	29	BRH-5UG(R,H)	36	SPC-QC	27	UAT-80	11	UDBP-TA50(P)-RF-KTR	17				
AE-7080A	31	BRH-5US(R,H)	36	T									
AE-8010	29	BRH-7(R,H)	36	TS-20NP-2NPT	38	UAT-90	11	UDBP-TA50(RF)	16				
AE-8010PS	29	C - Q											
AE-8681	29	CB-13P	36	TS-20US-2NPT	38	UAT-90L	11	UDBP-TA50RF-B	17				
AE-PG7080	31	R											
AE-TC2040	31	RH-25	36	TS-30NP-2NPT	38	UAT-100	11	UDBP-TA50RF-KIT	17				
AE-TC7080	31	RH-80	36	TS-30US-3NPT	38	UAT-100L	11	UDBP-TA50RF-KTR	17				
AFRL-4	4, 6	RH-90	36	TWF-600R	17	UAT-130	11	UDBP-TA60-B	17				
AFRL-4HTA	4, 6	RH-100Z	36	U - Z									
AFRL-2	6	RH-200	36	U-310SD	15	UAT-150	11	UDBP-TA60-KIT	17				
AFRL-2-C	6	S											
AFRL-3	6	SBH-0	36	U-350SD	15	UAT-180	11	UDBP-TA60(P)-B	17				
AFRL-3-C	6	SBH-1A(R,H)	36	U-410S	15	UAT-200	11	UDBP-TA60(P)-KIT	17				
AFRL-8	6	SIW-38PR	25	U-410SD	15	UB111Li	16	UDBP-TA60(P)-RF	16				
ALPHA-70C	15	SIW-50PR	25	UAG-40SBL-136	34	UB222Li	16	UDBP-TA60(P)-RF-B	17				
ALPHA-70CH	15	U - Z											
AM-45	31	UAG-50SBL-109	34	UAG-50SBL-120	34	UB333Li	16	UDBP-TA60(P)-RF-KIT	17				
		UAG-70SBL-76	34	UAG-90SBL-59	34	UBC	16	UDBP-TA60(P)-RF-KTR	17				
		UAN-611R-30C	19	UAG-90SBL-59	34	UCB-25	18	UDBP-TA60(RF)	16				
				UAN-611R-30C	19	UCB-TA-CBL	18	UDBP-TA60RF-B	17				
						UD-50-22	35	UDBP-TA60RF-KIT	17				
						UD-50-45	35	UDBP-TA60RF-KTR	17				
						UD-50-200	35	UDBP-TA70(P)-B	17				
						UD-50S-22	35	UDBP-TA70(P)-KIT	17				
						UD-50S-45	35	UDBP-TA70(P)-RF	16				

MODEL #	PAGE	MODEL #	PAGE	MODEL #	PAGE	MODEL #	PAGE	MODEL #	PAGE
UDBP-TA70(P)-RF-B	17	UL-130	12	US-LT31PB-23	23	UW-13SSK	32	UXR-T2000	13
UDBP-TA70(P)-RF-KIT	17	UL-150	12	US-LT40-03C	23	UW-61ERK	32	UXR-T2400S	13
UDBP-TA70(P)-RF-KTR	17	ULT-40C	13	US-LT40-05C	23	UW-75S	33	UXR-T3000S	13
UDP-TA40 (B)	18	ULT-50C	13	US-LT40-08C	23	UW-131ERK	32	UX-ST800	14
UDP-TA40 (B-TL)	18	ULT-60C	13	US-LT40B-03C	23	UW-140P(WR)	33	UX-T700L	13
UDP-TA40D (B)	18	ULT-70C	13	US-LT40B-05C	23	UW-220P	33		
UDP-TA40D (B-TL)	18	ULT-70CH	13	US-LT40B-08	22	UW-220PL	33		
UDP-TA50 (B)	18	ULT-150	13	US-LT40B-08C	23	UW-251P	33		
UDP-TA50 (B-TL)	18	ULT-180	13	US-LT40B-15	22	UW-381	33		
UDP-TA50D-B	18	UOW-11-10	20	US-LT40B-15C	23	UW-381L	33		
UDP-TA50D (B-TL)	18	UOW-11-14	20	US-LT40B-21	22	UW-381P	33		
UDP-TA55 (B)	18	UOW-11-22	20	US-LT40BL-08	23	UW-401	32		
UDP-TA55 (B-TL)	18	UOW-11-30	20	US-LT40BL-15	23	UW-401L	32		
UG-20A-120	34	UOW-T60-10	20	US-LT41PB-08	23	UW-550	33		
UG-20A-200	34	UOW-T60-14	20	US-LT41PB-15	23	UW-ST6SHK	33		
UG-25NA	34	UOW-T60-22	20	US-LT41PB-21	23	UX-450	14		
UG-38N	34	UOW-T60-30	20	US-LT50B-05	22	UX-450D	14		
UG-38NA	34	UP-25DB	35	US-LT50B-08	22	UX-450S	15		
UG-38NL	34	URW-6	19	US-LT50B-17	22	UX-450SD	15		
UG-38NS	34	URW-8	19	US-LT51PB-05	23	UX-500	14		
UG-45H	34	URW-8N	19	US-LT51PB-08	23	UX-500C	15		
UG-50S-200	34	URW-9N	19	US-LT51PB-17	23	UX-500D	14		
UG-50S-200A	34	URW-10N	19	US-LT60P-03	23	UX-500S	15		
UG-60S-29	34	URW-12N	19	US-LT60P-07	23	UX-500SD	15		
UG-65EB	34	US-3.5ACB	24	US-LT60P-11	23	UX-612	14		
UG-65EBL	34	US-3.5B	24	UW-6CSHK	33	UX-612C	15		
UG-650EL	34	US-5	24	UW-6CSHRK	33	UX-612D	14		
UG-1250L-72	34	US-6W	24	UW-6CSK	33	UX-612S	15		
UGW-6N	20	US-350PW	24	UW-6SLDK	32	UX-612SD	15		
UGW-8N	20	US-450PW	24	UW-6SLK	32	UX-700	14		
UL-30	12	US-450WB	24	UW-6SLRDK	32	UX-700C	15		
UL-30D	12	US-652PW	24	UW-6SLRK	32	UX-700S	15		
UL-30S	12	US-LD40P-08	24	UW-6SSDK	32	UX-700SD	15		
UL-30SD	12	US-LD40P-15	24	UW-6SSHDK	32	UX-800	14		
UL-40	12	US-LD40P-21	24	UW-6SSHK	32	UX-800C	15		
UL-40D	12	US-LD50P-05	24	UW-6SSHRDK	32	UX-800S	15		
UL-40S	12	US-LD50P-08	24	UW-6SSHRK	32	UX-900	14		
UL-40SD	12	US-LD50P-17	24	UW-6SSLK	32	UX-900S	15		
UL-50	12	US-LT10B	22	UW-6SSLRDK	32	UX-1000	14		
UL-50D	12	US-LT20B-10	22	UW-6SSRK	32	UX-1000C	15		
UL-50S	12	US-LT20B-18	22	UW-8SHK	32	UX-1000S	15		
UL-50SD	12	US-LT30B-11	22	UW-8SHRK	32	UX-1300	14		
UL-60	12	US-LT30B-11C	23	UW-9CSK	33	UX-1300S	15		
UL-60D	12	US-LT30B-17	22	UW-9SK	32	UX-1400	14		
UL-60S	12	US-LT30B-17C	23	UW-9SRK	32	UX-1620	14		
UL-60SD	12	US-LT30B-23	22	UW-9SSK	32	UXR-1820	14		
UL-70	12	US-LT30BL-11	23	UW-10SHK	32	UXR-2000	14		
UL-70S	12	US-LT30BL-17	23	UW-10SHRK	32	UXR-2000S	15		
UL-80	12	US-LT31PB-05	23	UW-13CSK	33	UXR-2400S	15		
UL-90	12	US-LT31PB-11	23	UW-13SK	32	UXR-3000S	15		
UL-100	12	US-LT31PB-17	23	UW-13SRK	32	UXR-T1820	13		

Numbers

209P-6-4	38
209P-8-6	38
222P-6-4	38
222P-8-6	38
222P-12-8	38
250-RZ	38
250-SZ	38
27768	7
27769	7
27771	7
28161	7
28162	7
28163	7
28164	7
28178	4, 6
28796	7, 37
375-RZ	38
375-SZ	38
4H2055	31
408-088-2	22
408-885-0	22
455-885-1	22
459-885-1	22
496-088-1	22
500-SZ	7, 38
7021	38
7021AG	38
7041A	38
7041AG	38
7051	38
863-964-1	17
863-965-1	17
863-966-1	17
863-976-1	17
863-977-1	17
863-978-1	17
910-618-0	18
910-619-0	18
910-627-0	18
910-629-0	18
932-100-0	38
932-110-0A	38
934-150-0	22
934-201-0	22

AIMCO CORPORATE HEADQUARTERS

10000 SE Pine Street
Portland, Oregon 97216
Phone: (503) 254-6600
Toll Free: 1-800-852-1368

AIMCO CORPORATION DE MEXICO SA DE CV

Ave. Cristobal Colon 14529
Chihuahua, Chihuahua. 31125
Phone: (01-614) 380-1010
Fax: (01-614) 380-1019

AIMCO SOUTH AMERICA

Carrera 29A, #7B-91.
Origami Building. Int604.
Medellin; Colombia 050021

AIMCO EUROPE

Dibao Plaza Avenida Río Gallo, 431
19174 Galápagos - Guadalajara
Spain
Phone: +34 673 34 99 25

AIMCO CHINA

Room 607, No. 3998 Hongxin Rd
Minhang District, Shanghai
China
Phone: 0086-21-34319246
Fax: 0086-21-34319245

