

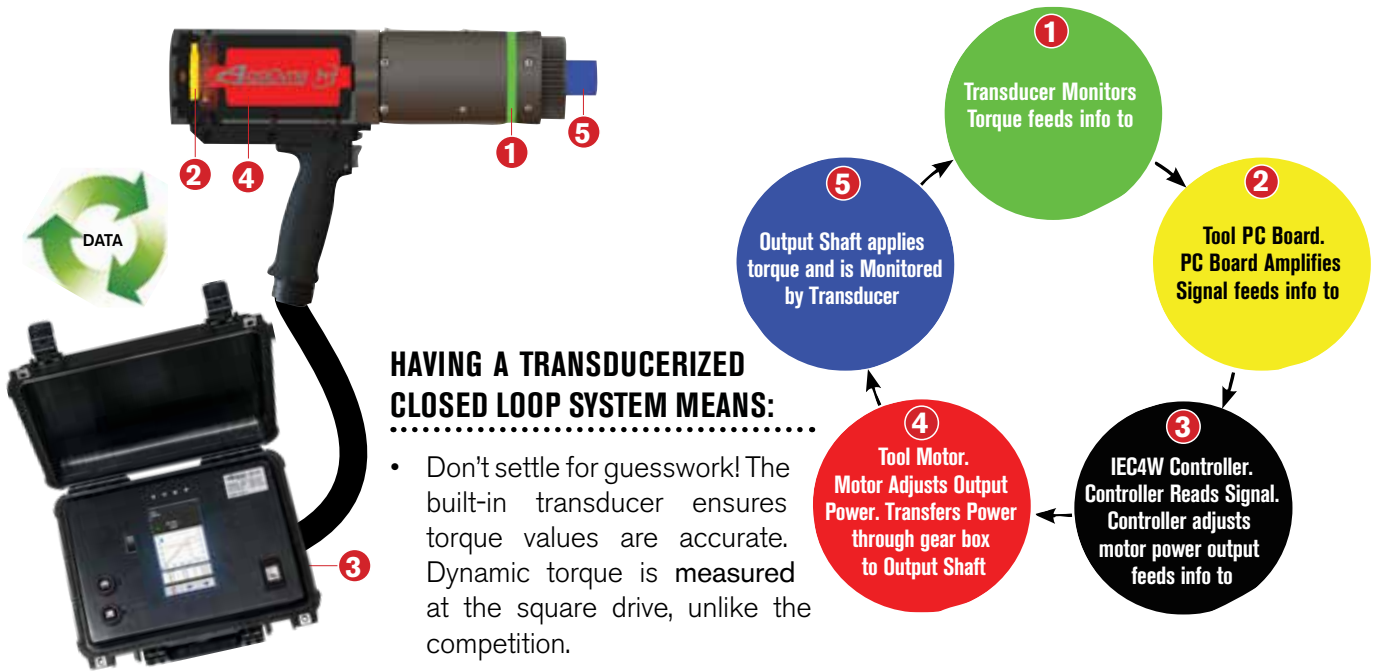


HIGH CAPABILITY BOLTING TOOLS



THE DRIVING FORCE IN CRITICAL BOLTING

The Driving Force in Critical Bolting



HAVING A TRANSDUCERIZED CLOSED LOOP SYSTEM MEANS:

- Don't settle for guesswork! The built-in transducer ensures torque values are accurate. Dynamic torque is measured at the square drive, unlike the competition.
- Torque measurement is not affected by changes in gear efficiency, normal tool wear between calibrations, temperature, voltage, or motor performance.
- On-tool LEDs for Accept/Reject signals.
- The system can easily be verified and calibrated anywhere.
- Interchangeable tools, cables, and controllers – calibrations are specific to the tool not the system as a whole.

CHOOSE YOUR HANDLE





Critical bolting demands tools that deliver high torque with superior performance. Couple with AcraDyne's Controller, the HT Series tools combine these features in an electric, high-torque bolting system that beats the competition in accuracy, speed, and safety.

FEATURES AND BENEFITS

- One of the most accurate high-torque tools in the world today
- Up to 100 times faster than hydraulic tools
- 250 Nm – 12,000 Nm
- Ergonomic, robust design with five handle configurations
- Over 300 models to choose from
- Built-in integral transducer for optimal monitoring and control
- The world's ONLY traceable system at the square drive
- Data retrieval
- Designed and **MADE IN THE USA**



Rear Mounted Pistol (AED)



Axial Type (AEJ)



Pistol Type (AEP)



Straight Lever Type (AES)



Fixtured Type (AEF)

FIXED GEARCASE MODEL*	SERIES	APPROX. TORQUE		APPROX. SPEED RPM	WEIGHT		LENGTH		DIA.		DRIVE IN	SOUND LEVEL dB(A)
		NM	FT-LB		KG	LB	MM	IN	MM	IN		
(AEP) (AED) (AES) (AEJ) (AEF)4A66250B	6000	250	185	315	4.6	10.5	254	10	66	2.6	0.75	66
(AEP) (AED) (AES) (AEJ) (AEF)4A66425B	6000	425	315	165	4.6	10.5	254	10	66	2.6	0.75	66
(AEP) (AED) (AES) (AEJ) (AEF)4A66625B	6000	625	460	106	4.8	10.5	254	10	66	2.6	0.75	66
(AEP) (AED) (AES) (AEJ) (AEF)4A66925B	6000	925	682	72	4.8	10.5	254	10	66	2.6	0.75	66
(AEP) (AED) (AES) (AEJ) (AEF)4A771200B	7000	1,200	885	65	6.6	14.5	259	10.2	76	3.0	1	66
(AEP) (AED) (AES) (AEJ) (AEF)4A773000B	7000	3,000	2,213	25	7.5	16.5	294	11.6	76	3.0	1	66
(AEP) (AED) (AES) (AEJ) (AEF)4A884200B1	8000	4,200	3,100	12	11.1	24.5	340	13.4	86	3.6	1	66
(AEP) (AED) (AES) (AEJ) (AEF)4A884200B	8000	4,200	3,100	12	11.1	24.5	340	13.4	86	3.6	1.5	66
(AEP) (AED) (AES) (AEJ) (AEF)4A885000B	8000	5,000	3,700	9	11.1	24.5	340	13.4	86	3.6	1.5	66
(AEP) (AED) (AES) (AEJ) (AEF)4A896500B	8000/9000	6,500	4,800	7	15.7	34.5	378	14.9	101	4.0	1.5	66
(AEP) (AED) (AES) (AEJ) (AEF)4A898100B	8000/9000	8,100	6,000	5	15.7	34.5	378	14.9	101	4.0	1.5	66
(AEP) (AEJ)4A8X12000B	8000/9000	12,000	8,850	3.5	23.0	51.0	526	21	131	5.2	1.5	66

* Add "B" to the end of the model number for bottom exit cable (AEF fixtured models only).

AcraDyne[®] HT HIGH TORQUE DC BOLTING TOOLS

DC A Division of AIMCO



**360° Swivel Gearcase
AEP4W872800B**



**12,000 NM Torque
AEJ4B8X12000B**

360° SWIVEL GEARCASE MODEL	SERIES	APPROX. TORQUE		APPROX. SPEED RPM	WEIGHT		LENGTH		DIA.		DRIVE IN	SOUND LEVEL dB(A)
		NM	FT-LB		KG	LB	MM	IN	MM	IN		
(AEP) (AEJ)4B66250B	6000	250	185	315	5.3	12	305	12	66	2.6	0.75	66
(AEP) (AEJ)4B66425B	6000	425	315	165	5.3	12	305	12	66	2.6	0.75	66
(AEP) (AEJ)4B66625B	6000	625	460	106	5.5	12	305	12	66	2.6	0.75	66
(AEP) (AEJ)4B66925B	6000	925	682	72	5.5	12	305	12	66	2.6	0.75	66
(AEP) (AEJ)4B771200B	7000	1200	885	65	7.3	16	310	12.2	76	3.0	1	66
(AEP) (AEJ)4B773000B	7000	3,000	2,213	25	8.2	18	345	13.6	76	3.0	1	66
(AEP) (AEJ)4B884200B1	8000	4,200	3,100	12	11.8	26	391	15.4	86	3.6	1	66
(AEP) (AEJ)4B884200B	8000	4,200	3,100	12	11.8	26	391	15.4	86	3.6	1.5	66
(AEP) (AEJ)4B885000B	8000	5,000	3,700	9	11.8	26	391	15.4	86	3.6	1.5	66
(AEP) (AEJ)4B896500B	8000/9000	6,500	4,800	7	16.4	36	429	16.9	101	4.0	1.5	66
(AEP) (AEJ)4B898100B	8000/9000	8,100	6,000	5	16.4	36	429	16.9	101	4.0	1.5	66
(AEP) (AEJ)4B8X12000B	8000/9000	12,000	8,850	3.5	24.0	52.5	564	22	131	5.2	1.5	66

Providing Unmatched Accuracy

FEATURES AND BENEFITS

- Transducerized closed loop control at the output like all AcraDyne HT-Series tools
- These low-profile head, small-diameter, lever-operated tools, with the torque measured at the output, offer a unique solution
- The torque reported is the torque delivered
- One of the most accurate high-torque right-angle tools in the world
- Smallest tools of their kind on the market
- Same durable, high-cycle gearing as our other HT-series tools
- Models up to 12,000 Nm available upon request



AEN3571000A



AEN356540A



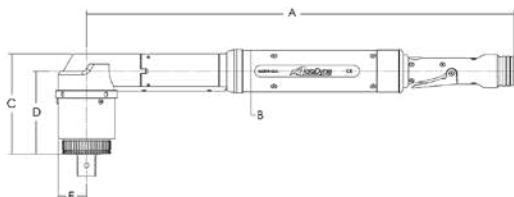
AEN3571600A



AEN3572600A

SPECIFICATIONS

MODEL	MAX. TORQUE*		TORQUE RANGE		FREE SPEED RPM	WEIGHT		OUTPUT DRIVE
	NM	FT-LB	NM	FT-LB		LB	KG	
AEN356540A	540	398	135 - 540	100 - 398	109	13.1	5.95	3/4" Square Drive
AEN3571000A	1,000	737	250 - 1,000	184 - 737	61	16.3	7.39	1" Square Drive
AEN3571600A	1,600	1,180	400 - 1,600	295 - 1,180	33	16.7	7.57	1" Square Drive
AEN3572600A	2,600	1,917	650 - 2,600	479 - 1,917	21	18.5	8.40	1" Square Drive



DIMENSIONS	A		B		C		D		E	
	IN	MM	IN	MM	IN	MM	IN	MM	IN	MM
AEN356540A	22.58	573.6	2.31	58.7	4.75	120.6	4.05	102.8	1.33	33.7
AEN3571000A	22.92	582.2	2.31	58.7	5.36	136.1	4.44	112.7	1.53	38.7
AEN3571600A	22.92	582.2	2.31	58.7	5.36	136.1	4.44	112.7	1.53	38.7
AEN3572600A	22.92	582.2	2.31	58.7	6.77	171.9	5.86	148.8	1.53	38.7

DUAL LEVER TOOLS

FEATURES AND BENEFITS

- Additional safety when using a tool with a reaction bar or nose extension
- Requires both hands to start the tool, keeping hands clear of application
- Helps avoid accidental starting of the tool
- Available in three handle types: "Handle Bar" (F) style, Straight (S) style with side handle, and Pistol (P) style



FIXED GEARCASE MODEL	SERIES	APPROX. TORQUE		APPROX. SPEED	WEIGHT		LENGTH		DIA.		DRIVE IN	SOUND LEVEL dB(A)
		NM	FT-LB	RPM	KG	LB	MM	IN	MM	IN		
AE(S)(F)(P)4A66250BDL	6000	250	185	315	3.9	9	203	8	66	2.6	0.75	66
AE(S)(F)(P)4A66425BDL	6000	425	315	165	3.9	9	203	8	66	2.6	0.75	66
AE(S)(F)(P)4A66625BDL	6000	625	460	106	4.1	9	203	8	66	2.6	0.75	66
AE(S)(F)(P)4A66925BDL	6000	925	682	72	4.1	9	203	8	66	2.6	0.75	66
AE(S)(F)(P)4A771200BDL	7000	1,200	885	65	5.9	13	208	8.2	76	3.0	1	66
AE(S)(F)(P)4A773000BDL	7000	3,000	2,213	25	6.8	15	243	9.6	76	3.0	1	66
AE(S)(F)(P)4A884200B1DL	8000	4,200	3,100	12	10.4	23	289	11.4	86	3.6	1	66
AE(S)(F)(P)4A884200BDL	8000	4,200	3,100	12	10.4	23	289	11.4	86	3.6	1.5	66
AE(S)(F)(P)4A885000BDL	8000	5,000	3,700	9	10.4	23	280	11.4	86	3.6	1.5	66
AE(S)(F)(P)4A896500BDL	8000/9000	6,500	4,800	7	15.0	33	327	12.9	101	4.0	1.5	66
AE(S)(F)(P)4A898100BDL	8000/9000	8,100	6,000	5	15.0	33	327	12.9	101	4.0	1.5	66
AEF4A8X12000BDL	8000/9000	12,000	8,850	3.5	22.3	48.5	475	19.0	131	5.2	1.5	66

- For Straight Type tools Choose the position of the handle by adding (L) for left side and (R) for right side

360° SWIVEL GEARCASE MODEL	SERIES	APPROX. TORQUE		APPROX. SPEED	WEIGHT		LENGTH		DIA.		DRIVE IN	SOUND LEVEL dB(A)
		NM	FT-LB	RPM	KG	LB	MM	IN	MM	IN		
AE(S)(F)(P)4B66250BDL	6000	250	185	315	4.6	10.5	254	10	66	2.6	0.75	66
AE(S)(F)(P)4B66425BDL	6000	425	315	165	4.6	10.5	254	10	66	2.6	0.75	66
AE(S)(F)(P)4B66625BDL	6000	625	460	106	4.8	10.5	254	10	66	2.6	0.75	66
AE(S)(F)(P)4B66925BDL	6000	925	682	72	4.8	10.5	254	10	66	2.6	0.75	66
AE(S)(F)(P)4B771200BDL	7000	1,200	885	65	6.6	14.5	259	10.2	76	3.0	1	66
AE(S)(F)(P)4B773000BDL	7000	3,000	2,213	25	7.5	16.5	294	11.6	76	3.0	1	66
AE(S)(F)(P)4B884200B1DL	8000	4,200	3,100	12	11.1	24.5	340	13.4	86	3.6	1	66
AE(S)(F)(P)4B884200BDL	8000	4,200	3,100	12	11.1	24.5	340	13.4	86	3.6	1.5	66
AE(S)(F)(P)4B885000BDL	8000	5,000	3,700	9	11.1	24.5	340	13.4	86	3.6	1.5	66
AE(S)(F)(P)4B896500BDL	8000/9000	6,500	4,800	7	15.7	34.5	378	14.9	101	4.0	1.5	66
AE(S)(F)(P)4B898100BDL	8000/9000	8,100	6,000	5	15.7	34.5	378	14.9	101	4.0	1.5	66
AEF4B8X12000BDL	8000/9000	12,000	8,850	3.5	23.0	51.0	526	21	131	5.2	1.5	66

- For Straight Type tools Choose the position of the handle by adding (L) for left side and (R) for right side



NOSE EXTENSIONS

FEATURES AND BENEFITS


- Ideal for hard-to-reach applications when a torque tube, or arm, is not desirable
- A cost-effective, more flexible option compared to a multiple spindle system
- Common applications:
 - Wheel install and repair stations
 - Large flange assembly
 - Mining vehicle shovel bolts
 - Railway equipment maintenance
 - Oil and gas industry well fixtures



28050



18594.009



28480

HT GEARHEAD TOOLS

FEATURES AND BENEFITS

- Custom made to fit virtually any application
- Same durable gearing as found on AcraDyne's standard HT series tools
- Model types available:
 - HT Offset Gearhead tools
 - HT Right Angle with Offset Gearhead tools
 - HT Right Angle Air tools with Offset Gearhead



ACRADYNE® HT SERIES FIELD CONTROLLER

AcraDyne's iEC field controller is reliable, easy to operate, and is self-contained in its own weatherproof, rugged case to protect it from the toughest of environments.

FEATURES AND BENEFITS

- Multiple fastening strategies – Program up to 256 parameters with as many as 20 steps
- Jobs capability – 99
- Event log – 5,000
- Backup & restore through USB
- Rundown storage – 1,000,000
- Real-time curve viewing. Curve storage – 20,000



iEC4W Model

CONTROL STRATEGIES (CW OR CCW)

- Torque Control (TC) – Provides target torque with high and low limits with simple pass or fail criteria for tightening threaded fasteners
- Torque Control with Angle Monitoring (TC/AM) – Allows user to monitor angle, rotation, and detect any changes in the joint rate which would indicate process problems
- Torque Monitoring with Angle Control (TM/AC) – Controls the amount of fastener rotation during tightening while also viewing applied torque

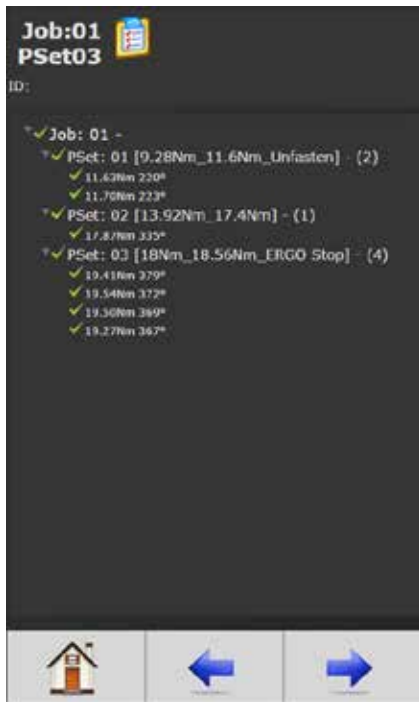
MODEL	DESCRIPTION
iEC4W-110V	Field use controller for use with 110VAC input power
iEC4W-220V	Field use controller for use with 220VAC input power

PERQ Advantages

- PRODUCTIVITY**
 - Increased productivity means increased profits
 - Replace multiple conventional tools with one flexible controlled system
- ERGONOMICS**
 - Compact, rugged case with easy carry handle makes field use easy and convenient
- RELIABILITY**
 - No guessing, just reliable and accurate bolting
 - Automatically set torque and reduce operator error
 - Collect and analyze production data
- QUALITY**
 - Controlled tightening and consistent torque control improves quality
 - Process controls reduce human error, and ensure no missed fasteners, stripped threads, rehits, or damaged threads
 - No premature shut-off

SOFTWARE

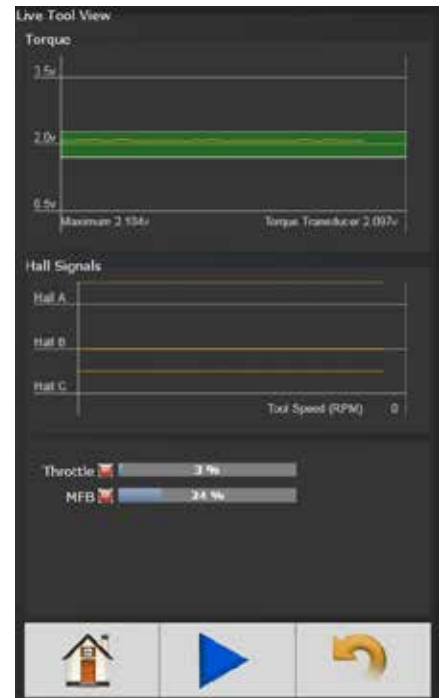
AcraDyne's software package is on-board every AcraDyne controller and is provided FREE of charge. This comprehensive, user-friendly program allows programming, analysis, and diagnostics.




Adding and editing Parameter Sets (256) and Jobs (99) is easy and intuitive in the parameter set up function.



View curve results in real time or view stored results. As many as 20,000 curve results can be stored in memory.



Tool programming and diagnostics for repair, calibration and advanced troubleshooting.



Choose from several run screens that display easy to view, large screen indicators.



Unmatched accuracy through precision engineering and design



AAP1B66600A



AAP1B76950A



AAP1B772000A



AAP1B885100A



FEATURES AND BENEFITS

AcraDyne's High Torque Pneumatic Bolting Tools offer a reliable and dependable solution for the installation and removal of heavy-duty fasteners. Appropriate for use in industries requiring high torque capability, accuracy, power, and safety.

- Modular design allows for ease of maintenance
- Interchangeable motors and gearing
- Same proven and reliable gearbox as the AcraDyne DC line
- One-hand reverse



MODEL	TORQUE		SPEED	WEIGHT	SQUARE DR.	AIR CONSUMPTION
	(NM)	(FT-LB)	(RPM)	(LB)	(IN)	(CFM)
AAP1B66400A	400	300	57	9.75	3/4	22.9
AAP1B66600A	600	450	39	9.75	3/4	22.9
AAP1B66850A	850	625	27	9.75	3/4	22.9
AAP1B76950A	950	700	31	10.4	3/4	26.3
AAP1B771350A	1,350	1,000	22	10.4	1	26.3
AAP1B772000A	2,000	1,475	14	12.7	1	26.3
AAP1B772950A	2,950	2,175	9	14.9	1	26.3
AAP1B885100A	5,100	3,775	8	23	1-1/2	31.5

AIR PREPARATION UNITS

Many stacking filter/regulator combinations are available. See page page 17 for options.



AFRL-4



AFRL-4HTA Standalone Unit

28178 HT Air Tool/AFRL Carrying Kit





HIGH TORQUE HIGH-SPEED PNEUMATIC TOOLS

Our High-Torque High-Speed Pneumatic Bolting Tools offer a reliable and dependable solution for the installation and removal of heavy-duty fasteners with high torque capability, accuracy, power, and safety.

FEATURES AND BENEFITS

- Dual motor design provides extremely fast rundown speed
- Improved torque to weight ratio
- Full swivel gearcase facilitates reaction bar positioning for ease of use and operator comfort
- Handle exhaust with low sound level
- Uses the same durable and reliable gearbox from our DC line of high torque tools
- Modular design allows for easy maintenance
- Two-piece handle construction enables flexible handle design
- Available in reversible and non-reversible models



MODEL	TORQUE		SPEED (RPM)	WEIGHT		LENGTH		SQUARE DR. (IN)
	(NM)	(FT-LB)		(LB)	(KG)	(IN)	(MM)	
AAP2B76250A	250	185	660	10.5	4.8	10	255	3/4
AAP2B76450A	450	330	335	10.5	4.8	10	255	3/4
AAP2B76650A	650	480	223	10.5	4.8	10	255	3/4
AAP2B76950A	950	700	153	10.5	4.8	10	255	3/4
AAP2B771400A	1,400	1,000	110	14.6	6.6	10	255	1
AAP2B772000A	2,000	1,475	63	14.8	6.7	11.2	284	1
AAP2B773000A	3,000	2,210	52	15.0	6.8	11.6	293	1
AAP2B785100A	4,800	3,540	26.5	19.7	8.9	13.3	338	1.5

REVERSIBLE MODEL	TORQUE		SPEED (RPM)	WEIGHT		LENGTH		SQUARE DR. (IN)
	(NM)	(FT-LB)		(LB)	(KG)	(IN)	(MM)	
AAP2B76250AR	250	185	660	12.3	5.6	12.5	317	3/4
AAP2B76450AR	450	330	335	12.3	5.6	12.5	317	3/4
AAP2B76650AR	650	480	223	12.3	5.6	12.5	317	3/4
AAP2B76950AR	950	700	153	12.3	5.6	12.5	317	3/4
AAP2B771400AR	1,400	1,000	110	16.4	7.4	12.6	319	1
AAP2B772000AR	2,000	1,475	63	16.6	7.5	13.6	346	1
AAP2B773000AR	3,000	2,210	52	16.8	7.6	14.0	356	1
AAP2B785100AR	4,800	3,540	26.5	21.5	9.7	15.8	400	1.5

AcraDyne's High Torque Battery Tools provide plenty of power in a compact package. The tool's low weight and ergonomic design ensure excellent mobility, flexibility, and efficiency, even when working in limited spaces. The low-wear brushless synchronous motor is maintenance free, reducing running costs.

FEATURES AND BENEFITS

- Battery driven two-speed torque multiplier for torques from 90 Nm to 4,000 Nm (65 to 2,950 ft-lb)
- Short fastening cycles: Fast gear for run down and power gear for highest torques and precision
- Mobile and always ready for use: Compact design for convenient use in limited spaces
- Efficient operation: Fast and easy gear-changing, great torque range – choose from 22 torque values
- Very low susceptibility to damage and failure: Motor housing made of special polymer that is break-proof, impact-proof, and resistant to corrosion
- Intelligent energy management and faster workflow: Electronics protect battery cells from overcharging and depth discharge



PERQ Advantages

PRODUCTIVITY • Two Lithium-Ion battery packs ensure up to 360 tightenings. Each battery features an LED charge level indicator

ERGONOMICS • Low weight relative to the torque delivered
• Ergonomically designed
• Low noise emissions

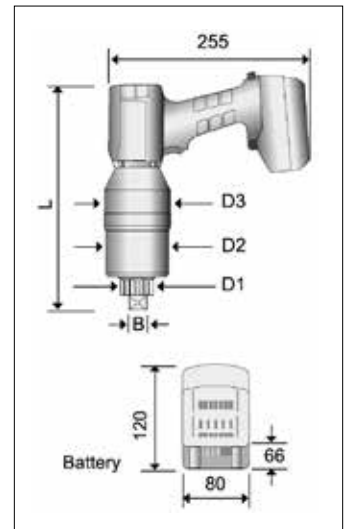
RELIABILITY • Low-wear brushless, synchronous motor is maintenance free

QUALITY • Exact shut-off torque even at low battery levels



Each tool comes with two 18 V, 5.2 Ah lithium-ion batteries and a battery charger. Battery and charger are also available to purchase separately.

Battery: ABG-B1852
110V Charger: ABG-C110
220V Charger: ABG-C220

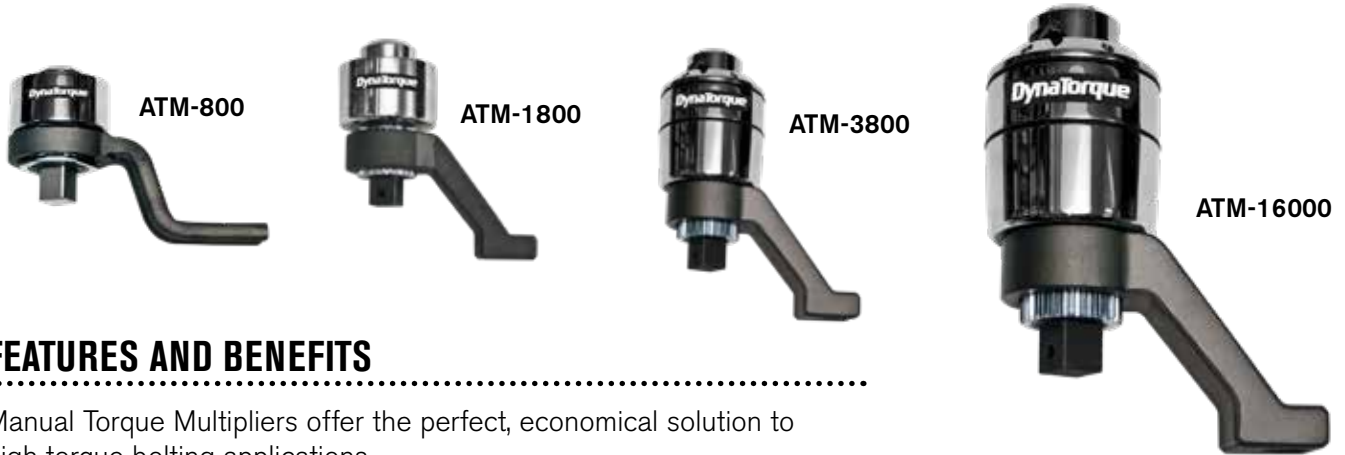


MODEL*	TORQUE RANGE**		SQ. DRIVE IN	DIAMETER			LENGTH		WEIGHT		IDLE SPEED (RPM)	
	NM	FT-LB		D ₁	D ₂	D ₃	IN	MM	LB	KG	1ST GEAR	2ND GEAR
ABG860-KIT	115 - 860	85 - 635	3/4	41 mm / 1.6 in	85 mm / 3.3 in	88 mm / 3.5 in	11.6	295	12.1	5.5	7.0	24.0
ABG1400-KIT	150 - 1,400	110 - 1,030	3/4	41 mm / 1.6 in	85 mm / 3.3 in	88 mm / 3.5 in	11.6	295	12.1	5.5	4.0	13.0
ABG2200-KIT	250 - 2,200	185 - 1,620	1	54 mm / 2.1 in	85 mm / 3.3 in	88 mm / 3.5 in	12.6	320	15.4	7.0	2.0	6.5
ABG2800-KIT	300 - 2,800	220 - 2,065	1	54 mm / 2.1 in	85 mm / 3.3 in	88 mm / 3.5 in	13.6	345	16.3	7.4	1.7	6.0
ABG3200-KIT	360 - 3,200	265 - 2,360	1	72 mm / 2.8 in	93 mm / 3.7 in	97 mm / 3.8 in	14.6	370	16.3	7.4	1.5	5.0
ABG4100-KIT	500 - 4,100	370 - 3,025	1-1/2	72 mm / 2.8 in	93 mm / 3.7 in	97 mm / 3.8 in	14.6	370	20.1	9.1	1.0	4.0

* Each tool comes in a kit, which includes the tool, two 18V / 5.2 Ah Li-ion batteries, and a battery charger.

** When loosening bolts, a higher torque (up to 20%) may be necessary (release torque).

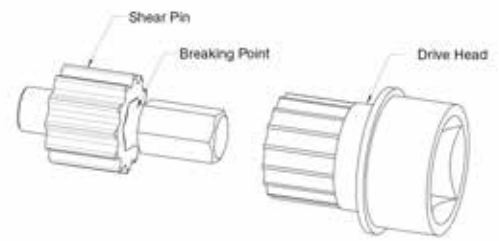
DynaTorque **MANUAL TORQUE MULTIPLIERS**



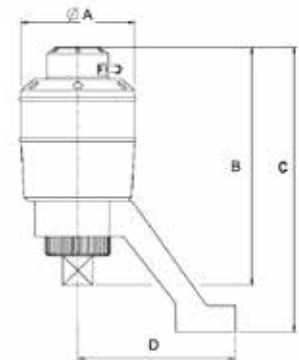
FEATURES AND BENEFITS

Manual Torque Multipliers offer the perfect, economical solution to high torque bolting applications.

- Superior power to weight ratio
- Delivered torque accuracy +/- 4%
- Anti-Wind Up safety feature (2,800 NM models and up) prevents input device from springing backward when released
- True torque multiplication ratios
- Standard reaction arms supplied. Custom reaction arms/nose extensions available to suit specific applications
- No preventative maintenance required
- Overload protected by shear-drive design (spare torsion shaft included). Easily replace sheared-off pins at the work site



MODEL	INPUT IN	OUTPUT IN	RATIO	MAX TORQUE OUTPUT		A (MM)	B (MM)	C (MM)	D (MM)	WEIGHT*	
				Nm	Ft-Lb					LB	KG
ATM-800	1/2	3/4	1:3.5	800	590	65	105	132	130	2.9	1.3
ATM-1800	3/4	1	1:3.6	1,800	1,238	90	150	188	132	6.6	3.0
ATM-2800	1/2	1	1:1.3	2,800	2,066	95	200	240	132	11.5	5.2
ATM-3800	3/4	1	1:1.3	3,800	2,804	95	200	240	132	11.5	5.2
ATM-5000	3/4	1.5	1:1.7	5,000	3,690	120	215	272	150	15.4	7.0
ATM-8000	3/4	1.5	1:4.9	8,000	5,904	132	268	344	200	25.4	11.5
ATM-12000	3/4	1.5	1:5.8	12,000	8,856	156	272	348	200	30.9	14.0
ATM-16000	3/4	2.5	1:7.5	16,000	11,808	215	292	370	225	57.3	26.0



* Weight shown does not include weight of reaction device.



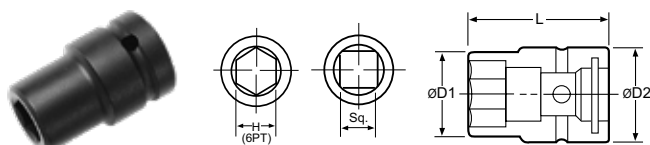
CARRYING CASE

All DynaTorque Multipliers are supplied in a rugged, weather-resistant, portable carrying case.



SOCKETS

IMPACT SOCKETS



PART NO	HEX	D1 MM	D1 IN	D2 MM	D2 IN	L MM	L IN
---------	-----	----------	----------	----------	----------	---------	---------

3/4" Square Drive

SAE	SAE	SAE	SAE	SAE	SAE	SAE	SAE
A611/16	11/16"	30	1.18	44	1.73	50	1.97
A63/4	3/4"	32	1.26	44	1.73	50	1.97
A613/16	13/16"	35	1.38	44	1.73	50	1.97
A614	14 mm	24	0.95	38	1.50	55	2.17
A616	16 mm	27	1.06	44	1.73	50	1.97
A617	17 mm	30	1.18	38	1.50	55	2.17

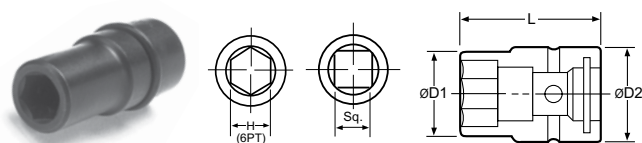
3/4" Square Drive, Deep

SAE	SAE	SAE	SAE	SAE	SAE	SAE	SAE
A611/16-4	11/16"	31	1.22	44	1.73	100	3.94
A63/4-4	3/4"	33	1.30	44	1.73	100	3.94
A613/16-4	13/16"	36	1.42	44	1.73	100	3.94
A617-4	17 mm	31	1.22	44	1.73	100	3.94
A618-4	18 mm	32	1.26	44	1.73	100	3.94
A619-4	19 mm	33	1.30	38	1.50	100	3.94

1" Square Drive

SAE	SAE	SAE	SAE	SAE	SAE	SAE	SAE
A87/8	7/8"	37	1.46	54	2.13	59	2.32
A815/16	15/16"	38	1.50	54	2.13	59	2.32
A81	1"	41	1.61	54	2.13	59	2.32
A817	17 mm	31	1.22	50	1.97	63	2.48
A819	19 mm	33	1.30	50	1.97	63	2.48
A821	21 mm	37	1.46	50	1.97	63	2.48

ERGO-DRIVE® SOCKETS



PART NO	HEX	D1 MM	D1 IN	D2 MM	D2 IN	L MM	L IN
---------	-----	----------	----------	----------	----------	---------	---------

3/4" Square Drive

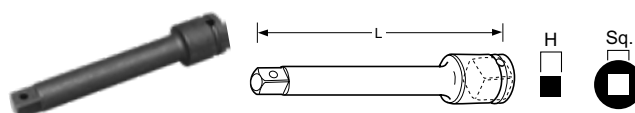
A61-1/8EDS	1-1/8"	44	1.73	44	1.73	64	2.52
A61-1/4EDS	1-1/4"	49	1.91	44	1.73	66	2.60
A61-1/2EDS	1-1/2"	57	2.24	44	1.73	68	2.68
A618EDS	18 mm	31	1.22	44	1.73	60	2.36
A624EDS	24 mm	40	1.52	40	1.73	65	2.36

1" Square Drive

A815/16EDS	15/16"	38	1.50	54	2.13	69	2.72
A8100EDS	100 mm	136	5.35	76	2.99	120	4.72

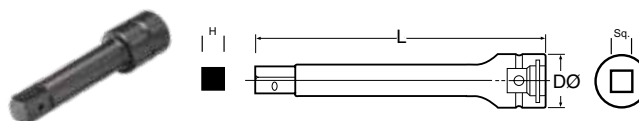


EXTENSIONS



PART NO	SQ DRIVE	HEX	L MM	L IN	D MM	D IN
A610E	3/4"	3/4"	100	3.94	44	1.73
A810E	1"	1"	102	4.02	54	2.13
A1220E	1-1/4"	1-1/4"	200	7.87	60	2.36
A1418E	1-1/2"	1-1/2"	178	7.01	84	3.31
A2426E	2-1/2"	2-1/2"	264	10.39	137	5.39

ERGO-DRIVE® EXTENSIONS



PART NO	SQ DRIVE	H	L MM	L IN	D MM	D IN
---------	-------------	---	---------	---------	---------	---------

3/4" Square Drive

A676EDE	3/4"	3/4"	76	2.99	40	1.58
A6100EDE	3/4"	3/4"	100	3.94	40	1.58
A6150EDE	3/4"	3/4"	150	5.91	40	1.58
A6200EDE	3/4"	3/4"	200	7.87	40	1.58

1" Square Drive

A8150EDE	1"	1"	150	5.91	54	2.13
A8200EDE	1"	1"	200	7.87	54	2.13

A wide variety of sockets and extensions are available. Call 1-503-254-6600, or toll free 1-800-852-1368 for more information.

HT ACCESSORIES

ACCESSORIES

Custom accessories are available for your application; contact an AIMCO Customer Service Associate for details, 1-503-254-6600, or toll free 1-800-852-1368.

Swivel Handle



Swivel Bail



Fixed Handle

Hoist Ring



Fixed Handle with Hoist Ring

REACTION BARS



HT tool includes a standard, spline attachment reaction device. Custom reaction devices are available; contact an AIMCO Customer Service Associate for more details, 1-503-254-6600, or toll free 1-800-852-1368.

	MODEL	DESCRIPTION
Single Ended Flat	26810	6000 Series
	26800	7000 Series
	25277	8000 Series
	27255	9000 Series
Single Ended Offset	26815	2.375" Offset, 6000 Series
	26885	4.00" Offset, 6000 Series
	27200	3.10" Offset, 7000 Series
	26890	4.00" Offset, 7000 Series
	25274	3.35" Offset, 8000 Series
	25275	4.00" Offset, 8000 Series
	26840	3.35" Offset, 9000 Series
Double Ended Flat	26830	6000 Series
	26820	7000 Series
	25278	8000 Series
Double Ended Offset	25276	3.35" Offset, 8000 Series

MODEL	DESCRIPTION
26477	Swivel Bail, 6000 Series
26327	Swivel Bail, 7000 Series
26630	Swivel Bail, 8000 Series
26478	Swivel D-Handle, 6000 Series
26328	Swivel D-Handle, 7000 Series
25291	Swivel D-Handle, 8000 Series
26479	Stationary Bail, 6000 series (26336 handle not included)
26332	Stationary Bail, 7000 series (26336 handle not included)
25289	Stationary Bail, 8000 series (26336 handle not included)
26336	Fixed Handle (for use with 26479, 26332, 25289)
26337	Rear Fixed Hoist Ring, 6000/7000/8000 Series Pistols
28514	Rear Folding Hoist Ring Kit for 8000 Series Pistols
28549	Sliding Spindle, 6000 Series
27045	Sliding Spindle, 7000 Series
30300	Sliding Spindle, 8000 Series

PROTECTIVE COVERS FOR DC TOOLS



Durable protective covers prevent marring and damage.

MODEL	DESCRIPTION
BJ10078	Protective Cover, 6000 Series
BJ10077	Protective Cover, 7000 Series
BJ10076	Protective Cover, 8000 Series

CABLE ADAPTERS AND CONNECTORS

Cable Adapters



26934

25646

26364



25491
Breakaway Cable Connector

MODEL	DESCRIPTION
ADAPTERS AND CONNECTORS	
25646	G1 iEC to G3 Cable Adapter
26934	G3 iEC to G1 Cable Adapter
27210	G3 Tool to G1 Cable Adapter
26364	Right Angle Cable Adapter
26594	Conversion Kit G1 iEC to G3 iEC
27370	Conversion Kit G3 iEC to G1 iEC
25491	Breakaway Cable Connector - Ensures disconnect of cable should stress in excess of 40 lbs occur

CABLES

Cable and connectors provide excellent ergonomics, maximum-quality signal transfer, and full CE compliance.



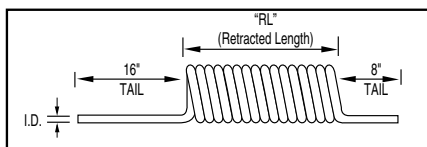
MODEL	DESCRIPTION	LENGTH
24330	Cable G3 Tool Cable 3M	3 m (9.8 ft)
25350	Cable G3 Tool Cable 5M	5 m (16.4 ft)
24320	Cable G3 Tool Cable 10M	10 m (32.8 ft)

AIR LINE ACCESSORIES FOR HT TOOLS

Polyurethane Hose for HT Tools



- Durable Polyurethane is chemical resistant and lightweight, and provides excellent recoil memory and maximum flexibility
- Available in transparent hose color (opaque also available)
- Assemblies for coiled hose include reusable swivel fitting. Straight hose available with or without fittings
- Working temperature: -104°F to 175°F
- Working pressure: 100 PSI



Custom length coil assemblies and special colors available in minimum order quantities. Contact an AIMCO Customer Service Associate, 1-503-254-6600, or toll free 1-800-852-1368.



STRAIGHT AIR HOSE (SOLD PER FOOT)

MODEL	DESCRIPTION
ASH-500Z	1/2" I.D.

Contact an AIMCO Customer Service Associate about full reel pricing, 1-503-254-6600, or toll free 1-800-852-1368.

SINGLE AIR HOSE ASSEMBLIES (COILED)

MODEL	DESCRIPTION (O.D. x I.D. x LENGTH)	RETRACTED LENGTH	NPT FITTINGS
ASH-500C-15MSZ	3/4" x 1/2" x 15'	13"	1/2"
ASH-500C-25MSZ	3/4" x 1/2" x 25'	23"	1/2"

Rubber Hose for HT Tools



- Designed for use in a wide range of industrial, construction, and agricultural applications
- Constructed of high grade, reinforced EPDM synthetic rubber
- Working temperature: -40°F to 190°F

SINGLE AIR HOSE (RUBBER)

I.D.	O.D.	LENGTH	WORKING PRESSURE	WEIGHT
1/2"	0.81"	10 ft	200 psi	2.0 lb
5/8"	0.97"	10 ft	200 psi	2.7 lb
3/4"	1.12"	10 ft	200 psi	3.4 lb'

Custom lengths available. Contact an AIMCO Customer Service Associate for more details, 1-503-254-6600, or toll free 1-800-852-1368.


HT Air Tool/AFRL Carrying Kit



28178

Complete System Pack including nested FRL. Check with your AIMCO representative for details, 1-503-254-6600, or toll free 1-800-852-1368.

Air Line Fittings



PLUGS

MODEL	DESCRIPTION
28161	1/2" x 1/4" MPT
28162	1/2" x 3/8" MPT
28163	1/2" x 1/2" MPT
28164	1/2" x 1/2" FPT

QUICK-CHANGE COUPLERS

MODEL	DESCRIPTION
27768	1/2" FPT
27769	1/2" MPT



27771

PROTECTIVE COUPLER

MODEL	DESCRIPTION
27771	Vinyl



500-SZ

SWIVEL FITTING

MODEL	CAPACITY
500-SZ	1/2" NPT Swivel Fitting

AIR PREPARATION UNITS

AFRL STACKING FILTER/REGULATORS

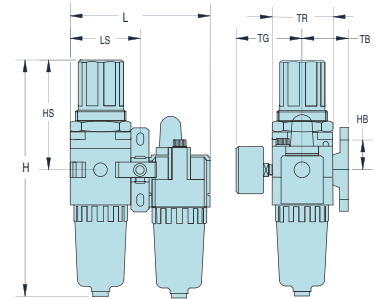
Stacking filter/regulator combinations provide air filtration and precise regulation in a single unit for easy mounting and installation.

FEATURES AND BENEFITS

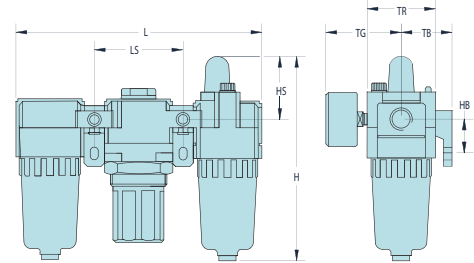
- All models include L-mount bracket, gauge, and metal bowl shields
- Polycarbonate filter and lubricator bowls (metal bowls standard on AFRL-8)
- 25-micron filter included on all models
- Regulating range: 7 – 125 PSI
- Custom order upgrade items include metal bowl, 5 micron filter, semi-automatic filter drain, and reduced PSI range regulator. Contact an AIMCO Customer Service Associate for more information, 1-503-254-6600, or toll free 1-800-852-1368.



**AFRL-2-C
AFRL-3-C**



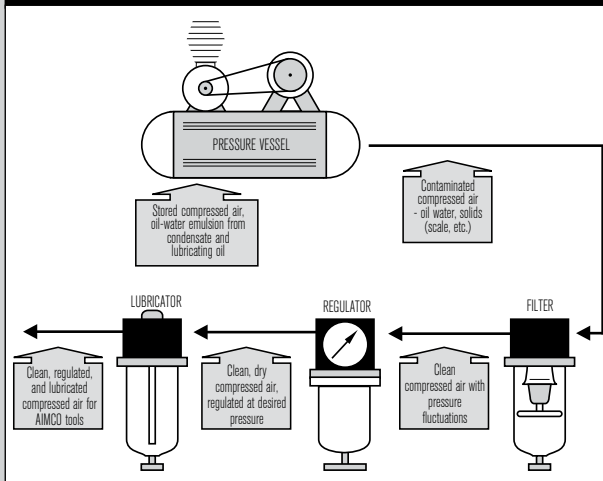
**AFRL-3
AFRL-4
AFRL-8**



**AFRL-4HTA
Standalone Unit**

MODEL	PORT	GAUGE PORT	FLOW RATE CFM	FLOW RATE L/MIN	BOWL SHIELD	H IN/MM	HB IN/MM	HS IN/MM	L IN/MM	LS IN/MM	TB IN/MM	TG IN/MM	TR IN/MM
AFRL-2	1/4"	1/8"	70	2,000	yes	6.16 (156.5)	1.39 (35.3)	1.50 (38.1)	7.13 (181.1)	2.52 (64.0)	1.61 (41.0)	2.39 (60.7)	2.09 (53.1)
AFRL-2-C	1/4"	1/8"	60	1,700	yes	8.31 (211.1)	1.38 (35.1)	3.64 (92.5)	4.61 (117.1)	2.30 (58.4)	1.61 (40.9)	2.39 (60.7)	2.09 (53.1)
AFRL-3	3/8"	1/4"	140	4,000	yes	7.54 (191.5)	1.57 (40.0)	1.61 (40.9)	9.37 (238.0)	3.31 (84.1)	1.97 (50.0)	2.58 (65.5)	2.76 (70.1)
AFRL-3-C	3/8"	1/4"	105	3,000	yes	10.31 (261.9)	1.57 (39.9)	4.41 (112.0)	6.06 (153.9)	3.03 (77.0)	1.97 (50.0)	2.58 (65.5)	2.76 (70.1)
AFRL-4	1/2"	1/4"	140	4,000	yes	7.54 (191.5)	1.57 (40.0)	1.61 (40.9)	9.37 (238.0)	3.31 (84.1)	1.97 (50.0)	2.58 (65.5)	2.76 (70.1)
AFRL-8	1"	1/4"	180	5,000	yes	10.69 (271.5)	1.97 (50.0)	1.89 (48.0)	11.81 (300.0)	4.13 (104.9)	2.75 (69.9)	2.97 (75.4)	3.54 (89.9)

AIR PREPARATION UNITS: BASIC FUNCTIONS



The supply of clean, dry air is essential to the operation of pneumatic powered tools. Use only clean filtered air for longer tool life. Provide proper airflow (CFM) and regulate air pressure (PSI) for optimum performance.

To determine unit size for application, you need to know:

- Total air flow (CFM) required for application
- Size of incoming air line and size of air line required by tool
- Air supply pressure (PSI)
- Allowable pressure drop
- Does the application require lubrication?
- Does the overall system have the required capacity?

TOOL SPECIALS



AIMCO can provide customized tooling solutions for even the most unique applications. Let us propose a solution tailored to your needs. Contact an AIMCO Customer Service Associate for more details, 1-503-254-6600, or toll free 1-800-852-1368.



INDEX

MODEL #	PAGE	MODEL #	PAGE	MODEL #	PAGE	MODEL #	PAGE	MODEL #	PAGE
A1220E	14	ABG2800-KIT	12	AEJ4B66425B	4	AES4A66425B	3	25289	15
A1418E	14	ABG3200-KIT	12	AEJ4B66625B	4	AES4A66625B	3	25291	15
A2426E	14	ABG4100-KIT	12	AEJ4B66925B	4	AES4A66925B	3	25350	15
A61-1/2EDS	14	ABG-B1852	12	AEJ4B771200B	4	AES4A771200B	3	25491	15
A61-1/4EDS	14	ABG-C110	12	AEJ4B773000B	4	AES4A773000B	3	25646	15
A61-1/8EDS	14	ABG-C220	12	AEJ4B884200B	4	AES4A884200B	3	26327	15
A63/4	14	AED4A66250B	3	AEJ4B884200B1	4	AES4A884200B1	3	26328	15
A63/4-4	14	AED4A66425B	3	AEJ4B885000B	4	AES4A885000B	3	26332	15
A610E	14	AED4A66625B	3	AEJ4B896500B	4	AES4A896500B	3	26336	15
A611/16	14	AED4A66925B	3	AEJ4B898100B	4	AES4A898100B	3	26337	15
A611/16-4	14	AED4A771200B	3	AEJ4W872800B	4	AES4(A)(B)66250BDL(L,R)	6	26364	15
A613/16	14	AED4A773000B	3	AEJ4W884650B	4	AES4(A)(B)66425BDL(L,R)	6	26477	15
A613/16-4	14	AED4A884200B	3	AEJ4W896500B	4	AES4(A)(B)66625BDL(L,R)	6	26478	15
A614	14	AED4A884200B1	3	AEN356540A	5	AES4(A)(B)66925BDL(L,R)	6	26479	15
A616	14	AED4A885000B	3	AEN3571000A	5	AES4(A)(B)771200BDL(L,R)	6	26594	15
A617	14	AED4A896500B	3	AEN3571600A	5	AES4(A)(B)773000BDL(L,R)	6	26630	15
A617-4	14	AED4A898100B	3	AEN3572600A	5	AES4(A)(B)884200B1DL(L,R)	6	26800	15
A618-4	14	AED4W872800B	4	AEP4A66250B	3	AES4(A)(B)884200BDL(L,R)	6	26810	15
A618EDS	14	AED4W885000B	4	AEP4A66425B	3	AES4(A)(B)885000BDL(L,R)	6	26815	15
A619-4	14	AED4W896500B	4	AEP4A66625B	3	AES4(A)(B)896500BDL(L,R)	6	26820	15
A624EDS	14	AEF4A66250B	3	AEP4A66925B	3	AES4(A)(B)898100BDL(L,R)	6	26830	15
A676EDE	14	AEF4A66425B	3	AEP4A771200B	3	AFRL-4	10,17	26840	15
A6100EDE	14	AEF4A66625B	3	AEP4A773000B	3	AFRL-4HTA	10,17	26885	15
A6150EDE	14	AEF4A66925B	3	AEP4A884200B	3	AFRL-2	17	26890	15
A6200EDE	14	AEF4A771200B	3	AEP4A884200B1	3	AFRL-2-C	17	26934	15
A81	14	AEF4A773000B	3	AEP4A885000B	3	AFRL-3	17	27045	15
A87/8	14	AEF4A884200B	3	AEP4A896500B	3	AFRL-3-C	17	27200	15
A810E	14	AEF4A884200B1	3	AEP4A898100B	3	AFRL-8	17	27210	15
A815/16	14	AEF4A885000B	3	AEP4(A)(B)66250BDL	6	ASH-500C-15MSZ	16	27255	15
A815/16EDS	14	AEF4A896500B	3	AEP4(A)(B)66425BDL	6	ASH-500C-25MSZ	16	27370	15
A817	14	AEF4A898100B	3	AEP4(A)(B)66625BDL	6	ASH-500Z	16	27768	16
A819	14	AEF4(A)(B)66250BDL	6	AEP4(A)(B)66925BDL	6	ATM-800	13	27769	16
A821	14	AEF4(A)(B)66425BDL	6	AEP4(A)(B)771200BDL	6	ATM-1800	13	27771	16
A8100EDS	14	AEF4(A)(B)66625BDL	6	AEP4(A)(B)773000BDL	6	ATM-2800	13	28050	7
A8150EDE	14	AEF4(A)(B)66925BDL	6	AEP4(A)(B)884200B1DL	6	ATM-3800	13	28161	16
A8200EDE	14	AEF4(A)(B)771200BDL	6	AEP4(A)(B)884200BDL	6	ATM-5000	13	28162	16
AAP1B66400A	10	AEF4(A)(B)773000BDL	6	AEP4(A)(B)885000BDL	6	ATM-8000	13	28163	16
AAP1B66600A	10	AEF4(A)(B)884200B1DL	6	AEP4(A)(B)896500BDL	6	ATM-12000	13	28164	16
AAP1B66850A	10	AEF4(A)(B)884200BDL	6	AEP4(A)(B)898100BDL	6	ATM-16000	13	28178	10,16
AAP1B76950A	10	AEF4(A)(B)885000BDL	6	AEP4B66250B	4	BJ10076	15	28480	7
AAP1B771350A	10	AEF4(A)(B)896500BDL	6	AEP4B66425B	4	BJ10077	15	28514	15
AAP1B772000A	10	AEF4(A)(B)898100BDL	6	AEP4B66625B	4	BJ10078	15	28549	15
AAP1B772950A	10	AEF4(A)(B)8X12000BDL	6	AEP4B66925B	4	iEC4W-110V	8	28796	16
AAP1B885100A	10	AEJ4A66250B	3	AEP4B771200B	4	iEC4W-220V	8	30300	15
AAP2B76250A(R)	11	AEJ4A66425B	3	AEP4B773000B	4			500-SZ	16
AAP2B76450A(R)	11	AEJ4A66625B	3	AEP4B884200B	4				
AAP2B76650A(R)	11	AEJ4A66925B	3	AEP4B884200B1	4				
AAP2B76950A(R)	11	AEJ4A771200B	3	AEP4B885000B	4	18594.009	7		
AAP2B771400A(R)	11	AEJ4A773000B	3	AEP4B896500B	4	24320	15		
AAP2B772000A(R)	11	AEJ4A884200B	3	AEP4B898100B	4	24330	15		
AAP2B773000A(R)	11	AEJ4A884200B1	3	AEP4W872800B	4	25274	15		
AAP2B785100A(R)	11	AEJ4A885000B	3	AED4W884650B	4	25275	15		
ABG860-KIT	12	AEJ4A896500B	3	AEP4W884650B	4	25276	15		
ABG1400-KIT	12	AEJ4A898100B	3	AEP4W884650B	4	25277	15		
ABG2200-KIT	12	AEJ4B66250B	4	AES4A66250B	3	25278	15		



APPLICATIONS - PARTIAL REFERENCES



PETROCHEM

- Reactor
- Cracker
- Heat-Exchanger
- Valves, Pumps
- Compressors
- Heaters



COMPRESSOR STATION

- Tie Rod
- Engines
- Compressors
- Turbines
- Pipe-Line
- Well Heads



STEEL MILL

- Sintering
- Blast Furnace
- Hot Strip
- Cold Roll
- Central Machine
- Pipe Shop



WIND TURBINE

- Tower Bolts
- Foundation Bolts
- Bearing Housing
- Shrink Disc
- Gear Mount
- Hub Bearing



OFFSHORE

- Diesel Engine
- Mud Pump
- Crane
- Vessel Thruster
- Stacks



POWER

- Steam Turbine
- Gas Turbine
- Hydro Turbine
- Comb. Cycle
- Valves, Pumps, Reactors, Pipes



MINING

- Shovel & Drill
- Ball Mill
- Long-Wall
- Hoist
- Car Carrier



CORPORATE HEADQUARTERS

10000 SE Pine St.
Portland, Oregon 97216
Phone: (503) 254-6600
Toll Free: 800-852-1368

AIMCO CORPORATION
DE MEXICO SA DE CV
Ave. Cristobal Colon 14529
Chihuahua, Chihuahua. 31125
Mexico
Toll Free : (01-800) 801-1600
Direct : (01-614) 380-1010
Fax: (01-614) 380-1019

AIMCO EUROPE
C/ Rio Gallo, 431 urb. Montelar
19174 Galápagos / Guadalajara
Spain
Phone: +34 673 34 99 25

AIMCO SOUTH AMERICA
Carrera 29A, #7B-91. Origami Building. Int604
Medellin; Colombia 050021
Phone: +57 300-2926550

AIMCO CHINA
Room 607, No. 3998 Hongxin Rd,
Dibao Plaza, Minhang District,
Shanghai, 201103
China
Phone: 0086-21-34319246
Fax: 0086-21-34319245

AIMCO SOUTH KOREA
B-1213, 167, Songpa-Daero
Songpa-Gu, Seoul 05800
South Korea
Phone: 0082-2-2054-8930
Cell: 0082-10-9804-8905

ISO 9001: 2015 Certified