

AcraDyne[®]

A Division of AIMCO



HIGH CAPABILITY TOOLING

2017 / 18



AIMCO

For over 40 years AIMCO has been working with manufacturers around the world, we are the complete global source for all assembly, fastening, and critical bolting needs. AIMCO can effectively and swiftly meet your needs whether you're in Thailand fastening a 3 mm nut at 3 Nm, or in Tennessee, USA torquing the last lug nut. AIMCO provides the tools and solutions, on a global scale, that guarantee the success of your project. It is with great pride that AIMCO can say the products that we manufacture are **MADE IN THE USA.**

ISO 9001: 2015 Certified

Visit our NEW website www.aimco-global.com

TABLE OF CONTENTS

CONTROLLED TOOLS

ACRADYNE[®]

GEN IV ACE CONTROLLER	4
CONTROLLER SOFTWARE	11
1000 SERIES NUTRUNNERS	12
1000, 2000, & 5000 SERIES PISTOL GRIP NUTRUNNERS	14
2000, 3000, & 5000 SERIES ANGLE NUTRUNNERS	15
2000, 3000, & 5000 SERIES INLINE NUTRUNNERS	16
5000 SERIES FIXTURED NUTRUNNERS	17
TUBENUT NUTRUNNERS AND SPECIALTY GEARHEADS	18
HOLD & DRIVE NUTRUNNERS	19
MID-EXIT CABLE NUTRUNNERS	20
RIV NUTRUNNERS	21
HT SERIES DC TOOLS	22
HT SERIES DC ANGLE TOOLS	23
HT SERIES DC DUAL LEVER TOOLS	24
HT SERIES NOSE EXTENSIONS AND GEARHEAD TOOLS	25
HT SERIES DC TOOL ACCESSORIES	26
DC TOOL / SPINDLE SELECTION GUIDE	28
CABLES AND ACCESSORIES	30
CORDLESS TOOLS	33
MULTIPLE NUTRUNNING SYSTEMS	35
AIMCO TOOL SPECIALS	36


POWER TOOLS

ACRADYNE HT SERIES PNEUMATIC TOOLS	37
ACRADYNE HIGH-SPEED SERIES HT PNEUMATIC TOOLS	38
ACRADYNE HT SERIES PNEUMATIC TOOL ACCESSORIES	39
ACRADYNE HT SERIES BATTERY TOOLS	40

TOOL SUPPORT SYSTEMS

AIR PREPARATION UNITS	41
GCI TORQUE REACTION ARMS	42

INDEX	44
------------------------	----



* **E** logo indicates where ERGO-DRIVE sockets/extensions benefit tool operation.

ERGO-DRIVE sockets are uniquely designed for repeatable, accurate rundowns. They also ensure excellent product quality, longer tool life, and better ergonomics for the tool user. Look for the ERGO-DRIVE **E** logo in this catalog to see where ERGO-DRIVE sockets/extensions benefit tool operation, operator, and rundown.

ACRADYNE GEN IV ACE CONTROLLER



AcraDyne's Gen IV ACE Controller provides a single platform that commands all transducerized tools in the AIMCO portfolio

AIR | CORDLESS | ELECTRIC



The same, simple programming for all tool types, including:

AcraDyne

- DC Tools
- Cordless Battery Tools

Uryu

- Air Powered Tools
- Electric Tools

- No additional controller training needed for different platforms (tool type specific knowledge is required)
- One common communication for your global data collection, line controls, and fieldbus platforms



ACRADYNE GEN IV ACE CONTROLLER

ACE controller provides ultimate FLEXIBILITY and FREEDOM to command tools for every application

One common communication for your global data collection, line controls, and fieldbus platforms.



ACRADYNE GEN IV ACE CONTROLLER

The AcraDyne Gen IV ACE controller is the culmination of more than 40 years of serving our industrial fastening customers with 15 years of designing and manufacturing DC tools that are Made in the USA. It is filled with countless advanced capabilities and features. The Gen IV ACE Controller is the core of the modular AcraDyne DC system. One controller will command any tool in the AcraDyne line from 0.5 Nm to 12,000 Nm, all with one cable.



Four Digit LED Torque Display:
Large numbers can be seen from a distance.

Parameter Set Display:
Displays current parameter set and enables user to quickly change by scrolling up or down.

Secondary display allows user to easily set and toggle through information:

- Angle
- Engineering Units
- Bolt Count
- Job/Job Sequence


Optional 7" Touch-Screen Display:

- Runs the same software on PC for ease of use.
- Real-Time Graphing.
- Selectable Run Screens

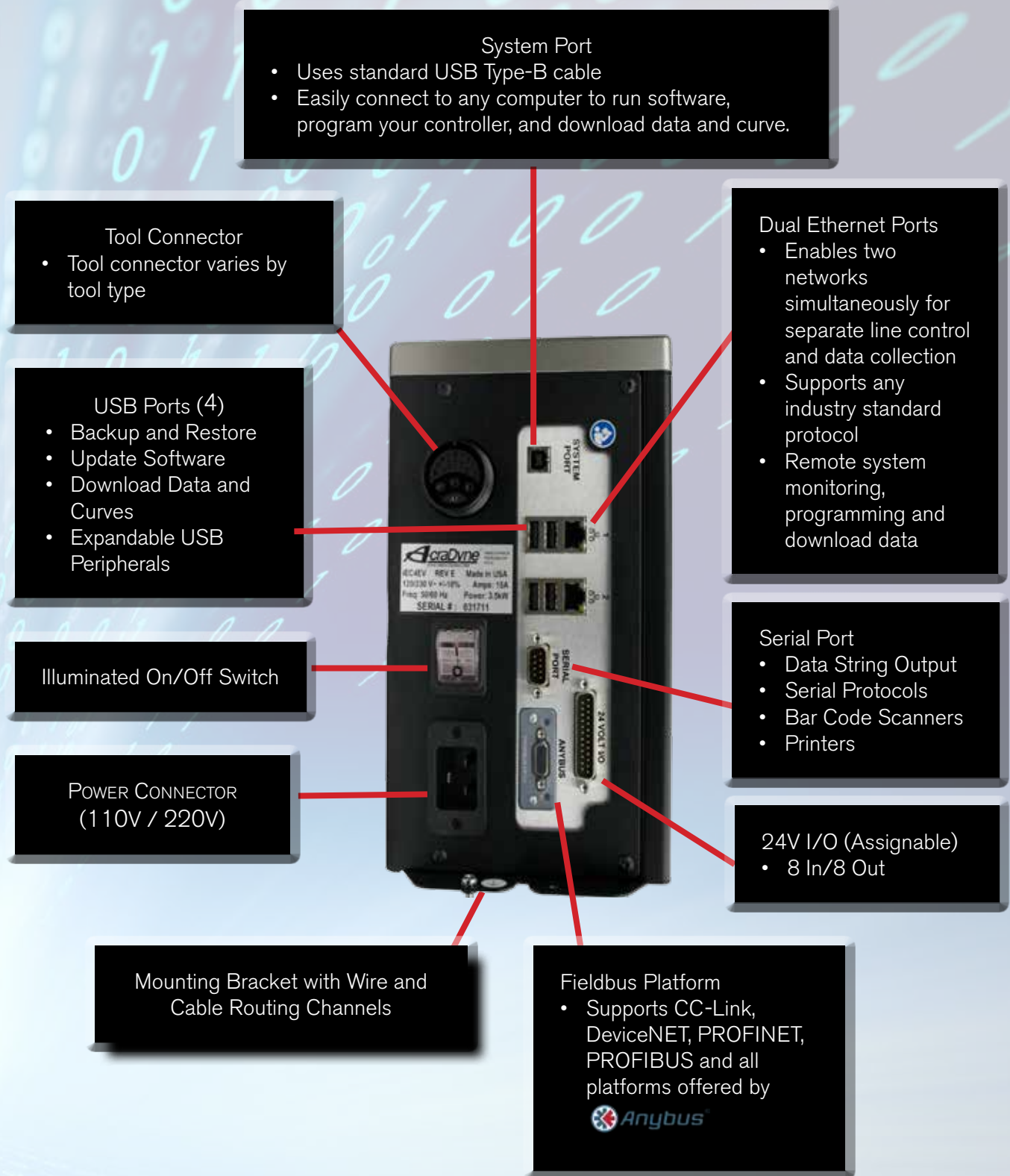
FEATURES AND BENEFITS

- Web browser based programming – Receive data on your PC, tablet, smartphone, or any other web-capable device. You can use more than one device at a time: Be in program mode on one device while reviewing real-time curves on another, while watching tool diagnostics on a third
- Multiple fastening strategies – Program up to 256 parameters with as many as 20 steps
- Jobs capability – 99. Event log – 5,000
- Backup & restore through USB or Ethernet
- Assignable I/O (8 X 8)
- Rundown storage – 1,000,000
- Real-time curve viewing. Curve storage – 20,000

NETWORKING CAPABILITIES

- Ethernet Protocols including Open Protocol, Ethernet/IP & PFCS
- Modular field bus connectivity: PROFIBUS, DeviceNET, Modbus TCP, or any fieldbus offered by 
- Data collection
- Serial protocols and string output
- Bar code scanning & printing
- Multi-spindle synchronization

ACRADYNE GEN IV ACE CONTROLLER



ACRADYNE GEN IV ACE CONTROLLER



GEN IV ACE iEC Controller for all AcraDyne DC Tools

MODEL	SYSTEM PORT & REMOVABLE MEMORY	LIGHTS (L) LED DISPLAY (D) GRAPH (G)	24V I/O ASSIGNABLE 8 X 8"	SERIAL PORT WITH PROTOCOLS	BACKUP & RESTORE (USB)	ETHERNET* TWO PORTS
iEC4E	X	L/D		X	X	X
iEC4EV	X	L/D	X	X	X	X
iEC4EG	X	L/D/G		X	X	X
iEC4EGV	X	L/D/G	X	X	X	X

* Ethernet channel supports the Open Protocol, Toolsnet, EtherNet/IP, Modbus/TCP, and other protocols.

Add (-T) to model number for top exit tool cable option. For fieldbus options add: P = Profibus, C = CC Link, D = DeviceNet, N = ProfiNet. Other fieldbus options available upon request.



GEN IV ACE iAC Controller for Transducerized Uryu Air Tools

MODEL	SYSTEM PORT & REMOVABLE MEMORY	LIGHTS (L) LED DISPLAY (D) GRAPH (G)	24V I/O ASSIGNABLE 8 X 8"	SERIAL PORT WITH PROTOCOLS	BACKUP & RESTORE (USB)	SOLENOID SHUT OFF ON BOARD	PROGRAMMABLE REGULATOR ON BOARD	ETHERNET* TWO PORTS
iAC4E	X	L/D		X	X			X
iAC4EV	X	L/D	X	X	X			X
iAC4EG	X	L/D/G		X	X			X
iAC4EGV	X	L/D/G	X	X	X			X
iAC4ES	X	L/D		X	X	X		X
iAC4ESV	X	L/D	X	X	X	X		X
iAC4ESG	X	L/D/G		X	X	X		X
iAC4ESGV	X	L/D/G	X	X	X	X		X
iAC4ESR	X	L/D		X	X	X	X	X
iAC4ESRV	X	L/D	X	X	X	X	X	X
iAC4ESRG	X	L/D/G		X	X	X	X	X
iAC4ESRGV	X	L/D/G	X	X	X	X	X	X

* Ethernet channel supports the Open Protocol, Toolsnet, EtherNet/IP, Modbus/TCP, and other protocols.

Add (-T) to model number for top exit tool cable option. For fieldbus options add: P = Profibus, C = CC Link, D = DeviceNet, N = ProfiNet. Other fieldbus options available upon request.

ACRADYNE GEN IV ACE CONTROLLER



GEN IV ACE iBC Controller for all AcraDyne Transducerized Battery Tools

MODEL	SYSTEM PORT & REMOVABLE MEMORY	LIGHTS (L) LED DISPLAY (D) GRAPH (G)	24V I/O ASSIGNABLE 8 X 8"	SERIAL PORT WITH PROTOCOLS	BACKUP & RESTORE (USB)	ETHERNET* TWO PORTS
iBC4E	X	L/D		X	X	X
iBC4EV	X	L/D	X	X	X	X
iBC4EG	X	L/D/G		X	X	X
iBC4EGV	X	L/D/G	X	X	X	X

* Ethernet channel supports The Open Protocol, Toolsnet, EtherNet/IP, Modbus/TCP, and other protocols.
For fieldbus options, add: P = Profibus, C = CC Link, D = DeviceNet, N = ProfiNet. Other - options available upon request.

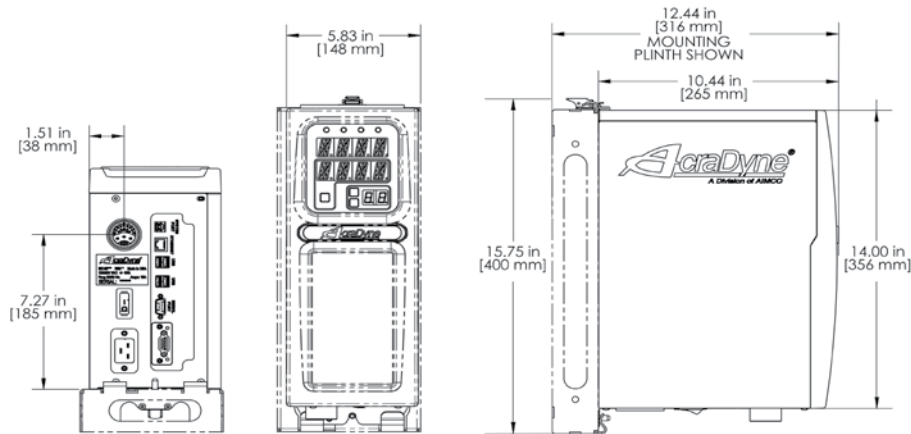


ACRADYNE GEN IV ACE CONTROLLER

NETWORK CONNECTIVITY



DIMENSIONS



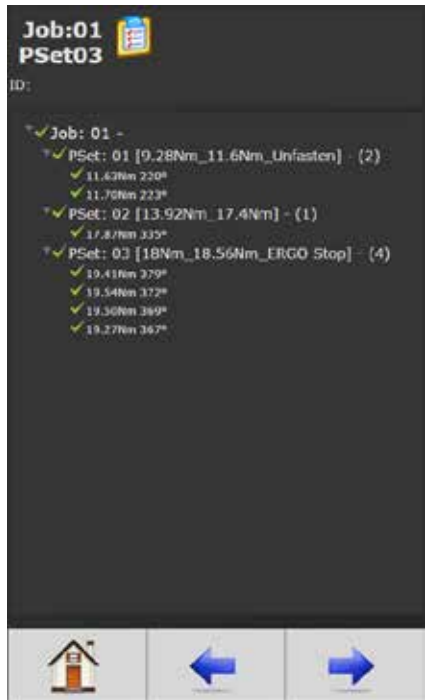
WIDTH	HEIGHT	DEPTH	WEIGHT
5.83 in / 148 mm	15.75 in / 400 mm	12.44 in / 316 mm	15.65 lb / 7.1 kg

ACRADYNE CONTROLLER SOFTWARE

SOFTWARE

AcraDyne's software package is on-board every AcraDyne controller and is provided FREE of charge. This comprehensive, user-friendly program allows programming, analysis, and diagnostics.

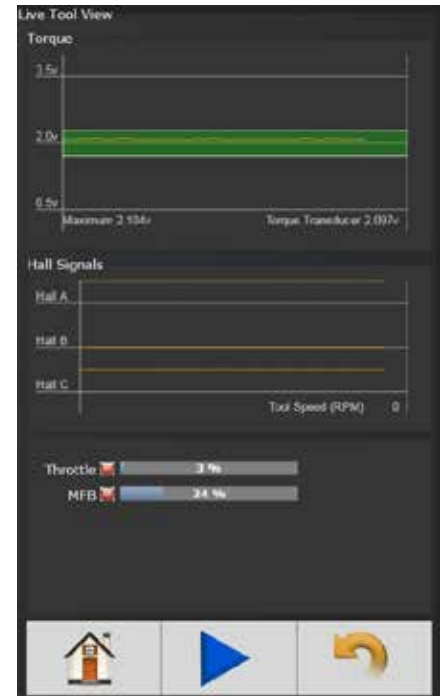
The software is based on a standard web browser, allowing you to connect the AcraDyne controller with any computer, tablet, or smart device. Connect through Ethernet, USB, or wirelessly via a network connected to both devices.



Adding and editing Parameter Sets (256) and Jobs (99) is easy and intuitive in the parameter set up function.



View curve results in real time or view stored results. As many as 20,000 curve results can be stored in memory.



Tool programming and diagnostics for repair, calibration and advanced troubleshooting.



Choose from several run screens that display easy to view, large screen indicators.

ACRADYNE 1000 SERIES NUTRUNNERS

FEATURES AND BENEFITS

Superior size, speed, and duty cycle



Angle



In-line



Push-to-Start



Fixtured
Rear Exit
Cable



Fixtured
Bottom Exit
Cable



APPLICATION DATA


1000 SERIES	NM	MAX TORQUE FT-LB	NM	TORQUE RANGE FT-LB	FREE SPEED RPM	LB	WEIGHT (-) SOCKET	KG	OUTPUT DRIVE
ANGLE*									
AEN4C12004B	4	3	1 - 4	0.7 - 3	3,111	2.0	0.91	1.00	3/8 sq. dr.
AEN4C12009B	9	6.6	2.3 - 9	1.7 - 6.6	1,750	2.2	1.00	1.00	3/8 sq. dr.
AEN4C12014B	14	10	3.5 - 14	2.6 - 10	875	2.2	1.00	1.00	3/8 sq. dr.
AEN4C12018B	18	13	4.5 - 18	3.3 - 13	691	2.2	1.00	1.00	3/8 sq. dr.
AEN4C12022B	22	16	5.5 - 22	4.1 - 16	560	2.2	1.00	1.00	3/8 sq. dr.
IN-LINE**									
AES4A12003B(V)(Q)	3	2.2	0.8 - 3	0.6 - 2.2	2,625	2.0	0.91	1.00	3/8 sq. dr.
AES4A12006B(V)(Q)	6	4.4	1.5 - 6	1.1 - 4.4	2,625	2.0	0.91	1.00	3/8 sq. dr.
AES4A12011B(V)(Q)	11	8.1	2.8 - 11	2 - 8.1	1,313	2.2	1.00	1.00	3/8 sq. dr.
AES4A12014B(V)(Q)	14	10	3.5 - 14	2.6 - 10	1,037	2.2	1.00	1.00	3/8 sq. dr.
AES4A12018BV	18	13	4.5 - 18	3.3 - 13	840	2.2	1.00	1.00	3/8 sq. dr.
AES4A12022BV	22	16	5.5 - 22	4.1 - 16	656	2.2	1.00	1.00	3/8 sq. dr.
PUSH-TO-START									
AEL4A12003B(Q)	3	2.2	0.8 - 3	0.6 - 2.2	2,625	2.0	0.91	1.00	3/8 sq. dr.
AEL4A12006B(Q)	6	4.4	1.5 - 6	1.1 - 4.4	2,625	2.0	0.91	1.00	3/8 sq. dr.
AEL4A12011B(Q)	11	8.1	2.8 - 11	2 - 8.1	1,313	2.2	1.00	1.00	3/8 sq. dr.
AEL4A12014B(Q)	14	10	3.5 - 14	2.6 - 10	1,037	2.2	1.00	1.00	3/8 sq. dr.
AEL4A12018B	18	13	4.5 - 18	3.3 - 13	840	2.2	1.00	1.00	3/8 sq. dr.
AEL4A12022B	22	16	5.5 - 22	4.1 - 16	656	2.2	1.00	1.00	3/8 sq. dr.
FIXTURED***									
AEF4(A)(C)(X)12003B(B)(Q)	3	2.2	0.8 - 3	0.6 - 2.2	2,625	2.0	0.91	1.00	3/8 sq. dr.
AEF4(A)(C)(X)12006B(B)(Q)	6	4.4	1.5 - 6	1.1 - 4.4	2,625	2.0	0.91	1.00	3/8 sq. dr.
AEF4(A)(C)(X)12011B(B)(Q)	11	8.1	2.8 - 11	2 - 8.1	1,313	2.2	1.00	1.00	3/8 sq. dr.
AEF4(A)(C)(X)12014B(B)(Q)	14	10	3.5 - 14	2.6 - 10	1,037	2.2	1.00	1.00	3/8 sq. dr.
AEF4(A)(C)(X)12018B(B)	18	13	4.5 - 18	3.3 - 13	840	2.2	1.00	1.00	3/8 sq. dr.
AEF4(A)(C)(X)12022B(B)	22	16	5.5 - 22	4.1 - 16	656	2.2	1.00	1.00	3/8 sq. dr.

* Add "F" to part numbers for flush socket.

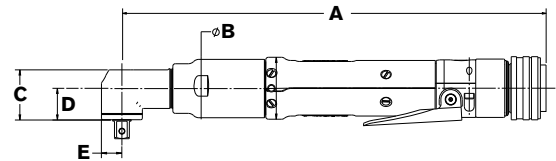
** "V" indicates extended Ergo-Drive output  Replace "V" with "Q" for 1/4" quick change output.

*** Add "A" to part numbers for 1/2" sliding spindle models. Add "C" to part numbers for 1-3/4" sliding spindle models. Add "X" to part numbers for fixed 3/8" square drive output models.

*** Add "B" to part numbers for bottom exit cable.

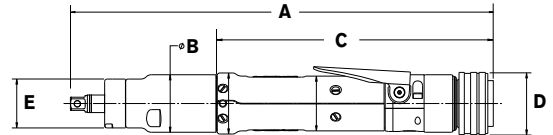
*  logo indicates where ERGO-DRIVE sockets/extensions benefit tool operation.

ACRADYNE 1000 SERIES NUTRUNNERS



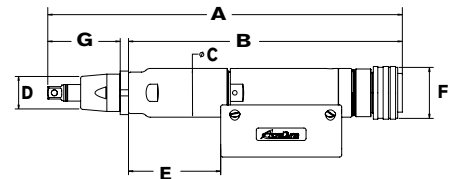
DIMENSIONS

ANGLE	IN	(A)	MM	IN	(B)	MM	IN	(C)	MM	IN	(D)	MM	IN	(E)	MM
AEN4C12004B	11.65		295.9	1.47		37.3	.98		24.8	.62		15.8	.40		10.2
AEN4C12009B	11.00		279.5	1.47		37.3	1.29		32.8	.82		20.9	.52		13.1
AEN4C12014B	11.66		296.4	1.47		37.3	1.29		32.8	.82		20.9	.52		13.1
AEN4C12018B	11.66		296.4	1.47		37.3	1.29		32.8	.82		20.9	.52		13.1
AEN4C12022B	11.66		296.4	1.47		37.3	1.29		32.8	.82		20.9	.52		13.1



DIMENSIONS

INLINE	IN	(A)	MM	IN	(B)	MM	IN	(C)	MM	IN	(D)	MM	IN	(E)	MM
AES4A12003B	11.12		282.7	1.47		37.3	7.38		187.5	1.59		40.4	1.25		31.8
AES4A12006B	11.12		282.7	1.47		37.3	7.38		187.5	1.59		40.4	1.25		31.8
AES4A12011B	11.44		290.5	1.47		37.3	7.38		187.5	1.59		40.4	1.25		31.8
AES4A12014B	11.44		290.5	1.56		39.6	7.38		187.5	1.59		40.4	1.25		31.8
AES4A12018B	11.44		290.5	1.47		37.3	7.38		187.5	1.59		40.4	1.25		31.8
AES4A12022B	11.44		290.5	1.47		37.3	7.38		187.5	1.59		40.4	1.25		31.8
PUSH-TO-START	IN	(A)	MM	IN	(B)	MM	IN	(C)	MM	IN	(D)	MM	IN	(E)	MM
AEL4A12003B	11.31		287.3	1.56		39.6	7.38		187.5	1.59		40.4	1.25		31.8
AEL4A12006B	11.32		287.4	1.56		39.6	7.38		187.5	1.59		40.4	1.25		31.8
AEL4A12011B	11.62		295.4	1.56		39.6	7.38		187.5	1.59		40.4	1.25		31.8
AEL4A12014B	11.62		295.4	1.56		39.6	7.38		187.5	1.59		40.4	1.25		31.8
AEL4A12018B	11.62		295.4	1.56		39.6	7.38		187.5	1.59		40.4	1.25		31.8
AEL4A12022B	11.62		295.4	1.56		39.6	7.38		187.5	1.59		40.4	1.25		31.8



DIMENSIONS

FIXTURED	IN	(A)	MM	IN	(B)	MM	IN	(C)	MM	IN	(D)	MM	IN	(E)	MM	IN	(F)	MM	IN	(G)	MM
AEF4A12003B	11.53		292.9	9.10		231.04	1.47		37.3	1.13		28.57	2.06		52.2	1.59		40.4	2.18		55.5
AEF4A12006B	11.53		292.9	9.10		231.04	1.47		37.3	1.13		28.57	2.06		52.2	1.59		40.4	2.18		55.5
AEF4A12011B	12.20		309.8	9.10		231.04	1.47		37.3	1.13		28.57	2.72		69.1	1.59		40.4	2.18		55.5
AEF4A12014B	12.20		309.8	9.10		231.04	1.47		37.3	1.13		28.57	2.72		69.1	1.59		40.4	2.18		55.5
AEF4A12018B	12.20		309.8	9.10		231.04	1.47		37.3	1.13		28.57	2.72		69.1	1.59		40.4	2.18		55.5
AEF4A12022B	12.20		309.8	9.10		231.04	1.47		37.3	1.13		28.57	2.72		69.1	1.59		40.4	2.18		55.5
AEF4C12003B	15.32		389.2	9.10		231.04	1.47		37.3	1.13		28.57	2.06		52.2	1.59		40.4	5.98		151.8
AEF4C12006B	15.32		389.2	9.10		231.04	1.47		37.3	1.13		28.57	2.06		52.2	1.59		40.4	5.98		151.8
AEF4C12011B	15.99		406.1	9.10		231.04	1.47		37.3	1.13		28.57	2.72		69.1	1.59		40.4	5.98		151.8
AEF4C12014B	15.99		406.1	9.10		231.04	1.47		37.3	1.13		28.57	2.72		69.1	1.59		40.4	5.98		151.8
AEF4C12018B	15.99		406.1	9.10		231.04	1.47		37.3	1.13		28.57	2.72		69.1	1.59		40.4	5.98		151.8
AEF4C12022B	15.99		406.1	9.10		231.04	1.47		37.3	1.13		28.57	2.72		69.1	1.59		40.4	5.98		151.8
AEF4X12003B	9.35		237.5	9.10		231.04	1.47		37.3	1.13		28.57	2.06		52.2	1.59		40.4	.80		20.4
AEF4X12006B	9.35		237.5	9.10		231.04	1.47		37.3	1.13		28.57	2.06		52.2	1.59		40.4	.80		20.4
AEF4X12011B	10.00		254.4	9.10		231.04	1.47		37.3	1.13		28.57	2.72		69.1	1.59		40.4	.80		20.4
AEF4X12014B	10.00		254.4	9.10		231.04	1.47		37.3	1.13		28.57	2.72		69.1	1.59		40.4	.80		20.4
AEF4X12018B	10.00		254.4	9.10		231.04	1.47		37.3	1.13		28.57	2.72		69.1	1.59		40.4	.80		20.4
AEF4X12022B	10.00		254.4	9.10		231.04	1.47		37.3	1.13		28.57	2.72		69.1	1.59		40.4	.80		20.4

ACRADYNE PISTOL GRIP NUTRUNNERS

FEATURES AND BENEFITS

- 1000 & 2000 series tools available with bottom exit, rear exit, or top exit cable configurations. 5000 series tools available in bottom exit or top exit models
- AcraDyne's multi-function button (MFB) provides increased flexibility
- On-board lights and audible signal for operator feedback
- Push-To-Start models also available

1000 & 2000 Series



5000 Series



APPLICATION DATA

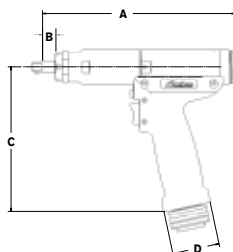
	MAX TORQUE		TORQUE RANGE		FREE SPEED	WEIGHT (-) SOCKET		OUTPUT	(A)		(B)		(C)		(D)	
	NM	FT-LB	NM	FT-LB		RPM	LB		KG	SQ	DR	IN	MM	IN	MM	IN
1000 SERIES*																
AEP4(A)(R)(T)12003B(V)(Q)	3	2.2	0.8 - 3	0.6 - 2.2	2,625	2.2	1.00	3/8*	7.34	178.8	0.54	13.7	6.01	152.6	1.96	49.7
AEP4(A)(R)(T)12006B(V)(Q)	6	4.4	1.5 - 6	1.1 - 4.4	2,625	2.2	1.00	3/8*	7.34	178.8	0.54	13.7	6.01	152.6	1.96	49.7
AEP4(A)(R)(T)12011B(V)(Q)	11	8.1	2.8 - 11	2 - 8.1	1,313	2.3	1.04	3/8	8.00	203.3	0.54	13.7	6.01	152.6	1.96	49.7
AEP4(A)(R)(T)12014B(V)(Q)	14	10	3.5 - 14	2.6 - 10	1,037	2.3	1.04	3/8	8.00	203.3	0.54	13.7	6.01	152.6	1.96	49.7
AEP4(A)(R)(T)12018BV	18	13	4.5 - 18	3.3 - 13	840	2.3	1.04	3/8	8.00	203.3	0.54	13.7	6.01	152.6	1.96	49.7
AEP4(A)(R)(T)12022BV	22	16	5.5 - 22	4.1 - 16	656	2.3	1.04	3/8	8.00	203.3	0.54	13.7	6.01	152.6	1.96	49.7
2000 SERIES*																
AEP4(A)(R)(T)22020BV	20	14	5 - 20	3.7 - 14	1,313	2.4	1.09	3/8	8.66	219.9	0.56	14.2	6.87	174.4	1.96	49.7
AEP4(A)(R)(T)22025BV	25	18	6.3 - 25	4.6 - 18	1,037	2.4	1.09	3/8	8.66	219.9	0.56	14.2	6.87	174.4	1.96	49.7
AEP4(A)(R)(T)22030BV	30	22	7.5 - 30	5.5 - 22	840	2.4	1.09	3/8	8.66	219.9	0.56	14.2	6.87	174.4	1.96	49.7
AEP4(A)(R)(T)22035BV	35	25	8.8 - 35	6.5 - 25	747	2.4	1.09	3/8	8.66	219.9	0.56	14.2	6.87	174.4	1.96	49.7
AEP4(A)(R)(T)22040BV	40	29	10 - 40	7.4 - 29	656	2.4	1.09	3/8	8.66	219.9	0.56	14.2	6.87	174.4	1.96	49.7

* "V" indicates extended Ergo-Drive output. **E** Replace "V" with "Q" for 1/4" quick change output only as noted in the table.
 Add "A" to part numbers for bottom exit cable models. Add "R" to part numbers for rear exit cable models. Add "T" to part numbers for top exit cable models

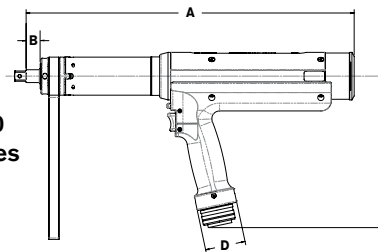
	MAX TORQUE		TORQUE RANGE		FREE SPEED	WEIGHT (-) SOCKET		OUTPUT	(A)		(B)		(C)		(D)	
	NM	FT-LB	NM	FT-LB		RPM	LB		KG	SQ	DR	IN	MM	IN	MM	IN
5000 SERIES																
AEP35075AV(T)	75	55	19 - 75	14 - 55	944	9.2	4.17	1/2	15.95	405.2	.68	17.4	7.37	187.1	1.96	49.7
AEP35090AV(T)	90	66	23 - 90	17 - 66	767	9.2	4.17	1/2	15.95	405.2	.68	17.4	7.37	187.1	1.96	49.7
AEP35110AV(T)	110	81	28 - 110	21 - 81	634	9.2	4.17	1/2	15.95	405.2	.68	17.4	7.37	187.1	1.96	49.7
AEP35135AV(T)	135	99	34 - 135	25 - 99	515	9.2	4.17	1/2	15.95	405.2	.68	17.4	7.37	187.1	1.96	49.7
AEP35170AV(T)	170	125	43 - 170	32 - 125	418	9.2	4.17	1/2	15.95	405.2	.68	17.4	7.37	187.1	1.96	49.7
AEP35280A(T)	280	206	70 - 280	52 - 207	236	13.6	6.17	3/4	18.43	468.2	1.11	28.1	7.37	187.1	1.96	49.7
AEP35350A(T)	350	258	88 - 350	65 - 258	192	13.6	6.17	3/4	18.43	468.2	1.11	28.1	7.37	187.1	1.96	49.7
AEP35420A(T)	420	310	105 - 420	78 - 310	159	13.6	6.17	3/4	18.43	468.2	1.11	28.1	7.37	187.1	1.96	49.7
AEP35515A(T)	515	380	128 - 515	95 - 380	129	13.6	6.17	3/4	18.43	468.2	1.11	28.1	7.37	187.1	1.96	49.7
AEP35635A(T)	635	468	159 - 635	117 - 469	104	13.6	6.17	3/4	18.43	468.2	1.11	28.1	7.37	187.1	1.96	49.7

"V" indicates extended Ergo-Drive output. **E**
 Add "T" to part numbers for top exit cable models

1000 Series
2000 Series



5000 Series



* **E** logo indicates where ERGO-DRIVE sockets/extensions benefit tool operation.

ACRADYNE ANGLE NUTRUNNERS

FEATURES AND BENEFITS

AcraDyne angle nutrunners provide the perfect solution to space-limited fastening applications. A compact, durable head houses a precision right-angle gear set which fits into the tightest spaces and delivers a highly accurate fastening cycle. Lightweight materials and a uniform body diameter provide a comfortable grip. The ergonomically placed start lever ensures simple control.



AEN32015C



AEN32025CDL



AEN33060C



AEN33200CF



AEN35140B



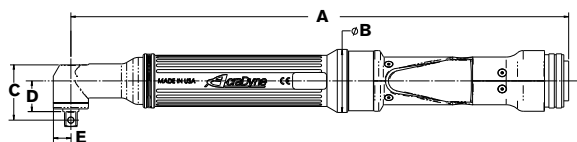
AEN35285B

APPLICATION DATA

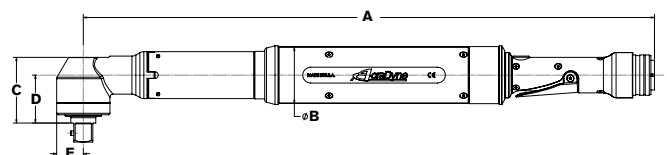
	MAX TORQUE		TORQUE RANGE		FREE SPEED	WEIGHT (-) SOCKET		OUTPUT SO. DR	(A)		(B)		(C)		(D)		(E)	
	NM	FT-LB	NM	FT-LB		RPM	LB		KG	IN	MM	IN	MM	IN	MM	IN	MM	IN
2000 SERIES																		
AEN32015C(DL)	15	11	3 - 15	2.2 - 11	1,481	2.7	1.22	3/8	14.61	371	1.85	47	1.37	34.8	.90	22.9	.52	13.1
AEN32025C(DL)	25	18	5 - 20	3.7 - 15	833	2.7	1.22	3/8	14.61	371	1.85	47	1.37	34.8	.90	22.9	.52	13.1
AEN32030C(F)(DL)	30	22	6 - 30	4.4 - 22	803	2.8	1.27	3/8	14.42	366.2	1.85	47	1.65	41.8	1.16	29.4	.70	17.8
AEN32040C(F)(DL)	40	30	8 - 40	5.9 - 29	574	2.8	1.27	3/8	14.42	366.2	1.85	47	1.65	41.8	1.16	29.4	.70	17.8
3000 SERIES																		
AEN33042C(F)	42	31	9.5 - 42	7 - 31	1,095	4.4	2.00	3/8	16.63	422.33	1.85	47	1.66	42.11	1.17	29.67	.7	17.78
AEN33053C(F)	53	39	12 - 53	8 - 39	865	4.4	2.00	3/8	16.63	422.33	1.85	47	1.66	42.11	1.17	29.67	.7	17.78
AEN33060C(F)(DL)	60	44	12 - 60	9 - 44	845	6.6	2.99	1/2	18.92	480.53	1.85	47	1.90	48.36	1.37	34.90	.83	20.96
AEN33090C(F)(DL)	90	66	18 - 90	13 - 66	568	6.6	2.99	1/2	18.92	480.53	1.85	47	1.90	48.36	1.37	34.90	.83	20.96
AEN33120C(F)(DL)	120	89	24 - 120	18 - 88	442	9.3	4.22	1/2	21.00	533.46	1.85	47	2.78	70.59	2.08	52.81	1.05	26.67
AEN33200C(F)(DL)	200	148	40 - 200	29 - 147	245	9.4	4.26	3/4	23.21	589.64	1.85	47	2.59	65.75	1.89	47.98	1.05	26.67
AEN33210C(F)(DL)	210	95	50 - 210	37 - 155	234	10.0	4.54	3/4	23.58	598.88	1.85	47	2.90	73.53	1.97	50.04	1.25	31.75
AEN33300C(F)(DL)	300	221	60 - 300	42 - 221	151	10.0	4.54	3/4	23.58	598.88	1.85	47	2.90	73.53	1.97	50.04	1.25	31.75
AEN33375C(F)(DL)	375	277	75 - 375	55 - 276	151	10.0	4.54	3/4	23.58	598.88	1.85	47	2.90	73.53	1.97	50.04	1.25	31.75
5000 SERIES																		
AEN35090B(F)	90	66	23 - 90	17 - 66	607	6.9	3.13	1/2	22.59	573.7	2.31	58.7	1.90	48.4	1.37	34.9	.81	20.6
AEN35140B(F)	140	103	35 - 140	26 - 103	472	10.4	4.72	3/4	22.52	571.9	2.31	58.7	2.59	65.8	1.89	48	1.05	26.7
AEN35175B(F)	175	129	44 - 175	33 - 129	384	10.5	4.76	3/4	22.52	571.9	2.31	58.7	2.59	65.8	1.89	48	1.05	26.7
AEN35225B(F)	225	166	56 - 225	41 - 166	291	12.3	5.58	3/4	22.88	581.1	2.31	58.7	2.90	73.5	1.97	50	1.25	31.8
AEN35285B(F)	285	210	71 - 285	52 - 210	236	12.3	5.58	3/4	22.88	581.1	2.31	58.7	2.90	73.5	1.97	50	1.25	31.8
AEN35350B(F)	350	258	88 - 350	65 - 258	191	12.3	5.58	3/4	22.88	581.1	2.31	58.7	2.90	73.5	1.97	50	1.25	31.8

* Add "F" to part numbers for flush socket only as noted in the table.
Add "DL" to part numbers for dual levers only as noted in the table.

2000 & 3000 Series



5000 Series



ACRADYNE INLINE NUTRUNNERS

FEATURES AND BENEFITS

Due to their compact size and durability, AcraDyne inline nutrunners are the ideal choice for fixtured fastening applications. A uniform body diameter and a hex shaped mounting point allow for simple installation into fixtured plates. A reaction bar for use in handheld applications is also included with all AcraDyne inline nutrunners.

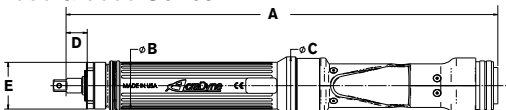


APPLICATION DATA


	MAX TORQUE		TORQUE RANGE		FREE SPEED RPM	WEIGHT (-) SOCKET		OUTPUT SQ. DR IN	(A)		(B)		(C)		(D)		(E)	
	NM	FT-LB	NM	FT-LB		LB	KG		IN	MM	IN	MM	IN	MM	IN	MM	IN	MM
2000 SERIES*																		
AES32010C(V)(Q)	10	7.4	2 - 10	1.5 - 7.4	2,222	2.5	1.13	3/8"	13.85	351.7	1.59	40.4	1.85	47	.56	14.3	1.59	40.4
AES32020C(V)(Q)	20	15	4 - 20	3.0 - 15	1,250	2.5	1.13	3/8"	13.85	351.7	1.59	40.4	1.85	47	.56	14.3	1.59	40.4
AES32025C(V)(Q)	25	18	5 - 25	3.7 - 18	893	3.2	1.45	3/8"	13.85	351.7	1.59	40.4	1.85	47	.56	14.3	1.59	40.4
AES32038C(V)	38	28	7.5 - 38	5.5 - 28	595	4.2	1.91	3/8"	16.69	424	1.50	38.1	1.85	47	.51	12.9	1.59	40.4
3000 SERIES*																		
AES33040C(V)(-2)	40	30	8 - 40	5.9 - 30	1,314	6.4	2.90	1/2	18.24	463.38	1.94	49.28	1.85	47	.68	17.17	1.59	40.4
AES33060C(V)(-2)	60	44	12 - 60	8.9 - 44	883	6.4	2.90	1/2	18.24	463.38	1.94	49.28	1.85	47	.68	17.17	1.59	40.4
AES33100C(V)(-2)	100	74	20 - 100	15 - 74	489	8.1	3.67	1/2	22.56	572.99	1.94	49.28	1.85	47	.68	17.17	1.59	40.4
AES33150CV	150	111	30 - 150	22 - 111	329	8.1	3.67	1/2	22.56	572.99	1.94	49.28	1.85	47	.68	17.17	1.59	40.4
AES33150C-2	150	111	30 - 150	22 - 111	329	8.1	3.67	3/4	22.56	572.99	1.94	49.28	1.85	47	.68	17.17	1.59	40.4
AES33230CV	185	137	46 - 185	34 - 137	221	8.1	3.67	1/2	22.56	572.99	1.94	49.28	1.85	47	.68	17.17	1.59	40.4
AES33230C-2	230	170	46 - 230	34 - 170	221	8.1	3.67	3/4	22.56	572.99	1.94	49.28	1.85	47	.68	17.17	1.59	40.4
AES33400C	400	295	80 - 400	59 - 295	122	13.0**	5.90**	3/4	24.90	632.46	1.94	49.28	1.85	47	1.11	28.08	1.59	40.4
AES33600C	600	443	120 - 600	89 - 443	82	13.0**	5.90**	3/4	24.90	632.46	1.94	49.28	1.85	47	1.11	28.08	1.59	40.4
5000 SERIES																		
AES35075AV	75	55	19 - 75	14 - 55	944	9.2	4.17	1/2	21.86	555.2	1.85	47	2.31	58.7	.68	17.4	1.59	40.4
AES35090AV	90	66	23 - 90	17 - 66	767	9.2	4.17	1/2	21.86	555.2	1.85	47	2.31	58.7	.68	17.4	1.59	40.4
AES35110AV	110	81	28 - 110	21 - 81	634	9.2	4.17	1/2	21.86	555.2	1.85	47	2.31	58.7	.68	17.4	1.59	40.4
AES35135AV	135	100	34 - 135	25 - 100	515	9.2	4.17	1/2	21.86	555.2	1.85	47	2.31	58.7	.68	17.4	1.59	40.4
AES35170AV	170	126	43 - 170	32 - 126	418	9.2	4.17	1/2	21.86	555.2	1.85	47	2.31	58.7	.68	17.4	1.59	40.4
AES35280A	280	207	70 - 280	52 - 207	236	12.8	5.81	3/4	24.34	618.2	1.85	47	2.31	58.7	1.19	30.1	1.59	40.4
AES35350A	350	258	88 - 350	65 - 258	192	12.8	5.81	3/4	24.34	618.2	1.85	47	2.31	58.7	1.19	30.1	1.59	40.4
AES35420A	420	310	105 - 420	78 - 310	159	12.8	5.81	3/4	24.34	618.2	1.85	47	2.31	58.7	1.19	30.1	1.59	40.4
AES35515A	515	380	128 - 515	95 - 380	129	12.8	5.81	3/4	24.34	618.2	1.85	47	2.31	58.7	1.19	30.1	1.59	40.4
AES35635A	635	469	159 - 635	117 - 469	104	12.8	5.81	3/4	24.34	618.2	1.85	47	2.31	58.7	1.19	30.1	1.59	40.4

* 2000 series tools are available in "V" for Ergo-Drive and Q for 1/4" quick-change models only as noted in the table.
 3000 series tools are available in "V" for Ergo-Drive and "-2" models for 2" sliding spindle only as noted in the table.
 5000 series tools: "V" indicates extended Ergo-Drive output.
 ** Includes reaction bar and fixture nut

2000 & 3000 Series



5000 Series



* E logo indicates where ERGO-DRIVE sockets/extensions benefit tool operation.

ACRADYNE FIXTURED NUTRUNNERS



AEF35135AV
Standard Spindle, Rear Exit Cable



AEF35135AVB
Standard Spindle, Bottom Exit Cable



AEF35350A
Standard Spindle, Rear Exit Cable



AEF35135A-2
2" Sliding Spindle, Rear Exit Cable



AEF35135AB-2
2" Sliding Spindle, Bottom Exit Cable

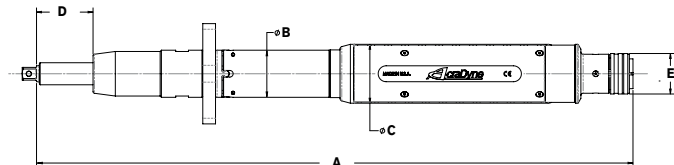
APPLICATION DATA

5000 SERIES*	NM	MAX TORQUE FT-LB	TORQUE RANGE NM	TORQUE RANGE FT-LB	FREE SPEED RPM	WEIGHT (-) LB	WEIGHT (-) SOCKET KG	OUTPUT DRIVE
AEF35075A(V)(VB)(-2)(B-2)	75	55	19 - 75	14 - 55	944	9.6	4.35	1/2 SQ. DR.
AEF35090A(V)(VB)(-2)(B-2)	90	66	23 - 90	17 - 66	767	9.6	4.35	1/2 SQ. DR.
AEF35110A(V)(VB)(-2)(B-2)	110	81	28 - 110	21 - 81	634	9.6	4.35	1/2 SQ. DR.
AEF35135A(V)(VB)(-2)(B-2)	135	100	34 - 135	25 - 100	515	9.6	4.35	1/2 SQ. DR.
AEF35170A(V)(VB)	170	125	43 - 170	32 - 125	418	9.6	4.35	1/2 SQ. DR.
AEF35170A(-2)(B-2)	170	125	43 - 170	32 - 125	418	9.6	4.35	3/4 SQ. DR.
AEF35280A(B)**	280	207	70 - 280	52 - 207	236	13.6	6.17	3/4 SQ. DR.
AEF35350A(B)**	350	258	88 - 350	65 - 258	192	13.6	6.17	3/4 SQ. DR.
AEF35420A(B)**	420	310	105 - 420	77 - 310	159	13.6	6.17	3/4 SQ. DR.
AEF35515A(B)**	515	380	128 - 515	95 - 380	129	13.6	6.17	3/4 SQ. DR.
AEF35635A(B)**	635	469	159 - 635	117 - 469	104	13.6	6.17	3/4 SQ. DR.

* "V" = standard spindle with rear exit cable. "VB" = standard spindle with bottom exit cable. "B" = bottom exit cable

"-2" = 2" sliding spindle with rear exit cable. "B-2" = 2" sliding spindle with bottom exit cable.

** Item 28843 is a panel mount 2" sliding spindle for 280 - 635 Nm models.



DIMENSIONS

5000 SERIES	IN	(A) MM	IN	(B) MM	IN	(C) MM	IN	(D) MM	IN	(E) MM
AEF35075AV	18	457.2	1.85	47	2.31	58.7	.72	18.4	1.59	40.4
AEF35090AV	18	457.2	1.85	47	2.31	58.7	.72	18.4	1.59	40.4
AEF35110AV	18	457.2	1.85	47	2.31	58.7	.72	18.4	1.59	40.4
AEF35135AV	18	457.2	1.85	47	2.31	58.7	.72	18.4	1.59	40.4
AEF35170AV	18	457.2	1.85	47	2.31	58.7	.72	18.4	1.59	40.4
AEF35075A-2	23.48	596.3	1.85	47	2.31	58.7	2.23	56.6	1.59	40.4
AEF35090A-2	23.48	596.3	1.85	47	2.31	58.7	2.23	56.6	1.59	40.4
AEF35110A-2	23.48	596.3	1.85	47	2.31	58.7	2.23	56.6	1.59	40.4
AEF35135A-2	23.48	596.3	1.85	47	2.31	58.7	2.23	56.6	1.59	40.4
AEF35170A-2	23.48	596.3	1.85	47	2.31	58.7	2.23	56.6	1.59	40.4
AEF35280A	20.4	518.1	1.85	47	2.31	58.7	1.86	47.1	1.59	40.4
AEF35350A	20.4	518.1	1.85	47	2.31	58.7	1.86	47.1	1.59	40.4
AEF35420A	20.4	518.1	1.85	47	2.31	58.7	1.86	47.1	1.59	40.4
AEF35515A	20.4	518.1	1.85	47	2.31	58.7	1.86	47.1	1.59	40.4
AEF35635A	20.4	518.1	1.85	47	2.31	58.7	1.86	47.1	1.59	40.4

* logo indicates where ERGO-DRIVE sockets/extensions benefit tool operation.

ACRADYNE TUBENUT NUTRUNNERS AND SPECIALTY GEARHEADS

FEATURES AND BENEFITS

- Patented safety algorithm
- Transducer senses resistance in the initial 90 degrees of rotation and returns to open upon any resistance encountered
- Durable tubenut head design
- Simple, one-touch back to open operation for maximum productivity



AET 2000 Series Model

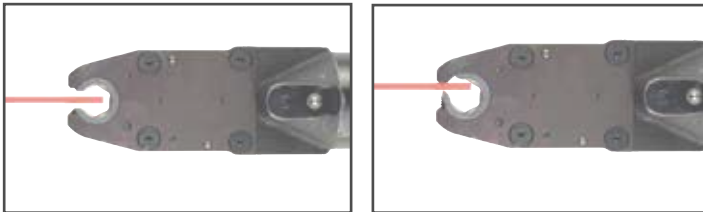


AET 1000 Series Model



AET 2000 Series Model with Double Levers

WITH INNOVATIVE SAFETY SENSOR TECHNOLOGY!



APPLICATION DATA

1000 SERIES*	NM	MAX TORQUE	FT-LB	NM	TORQUE RANGE	FT-LB	FREE SPEED RPM	LB	WEIGHT (-) SOCKET	KG	IN	OUTPUT DRIVE	NM
AET4AA12018B	14		13	3.6 - 14	2.7 - 11		516	3.1		1.41	1/4 - 7/16		7 - 12
AET4AB12025B	20		18	5 - 20	3.7 - 15		387	3.1		1.41	3/8 - 5/8		10 - 17
AET4A12025B-KD	25		18	5 - 25	3.7 - 18		387	3.1		1.41	3/8 - 5/8		10 - 17
2000 SERIES*	NM	MAX TORQUE	FT-LB	NM	TORQUE RANGE	FT-LB	FREE SPEED RPM	LB	WEIGHT (-) SOCKET	KG	IN	OUTPUT DRIVE	NM
AET32020C(DL)	20		15	4 - 16	3.0 - 12		622	3.1		1.41	1/4 - 7/16		7 - 12
AET32025C(DL)	25		18	5 - 20	3.7 - 15		466	4.0		1.81	3/8 - 5/8		10 - 17
AET32035C(DL)	35		26	7 - 28	5.2 - 21		347	4.5		2.04	1/2 - 7/8		13 - 24
AET32050C(DL)	50		37	10 - 40	7.4 - 30		257	5.6		2.54	5/8 - 1-3/16		17 - 32

* Add "DL" to part numbers for double levers. Request specific socket size when placing your order. AIMCO offers a wide variety of socket sizes to fit your needs. Contact AIMCO at 1-503-254-6600, or toll free 1-800-852-1368.

SPECIALTY GEARHEADS

AIMCO can provide specialized heads for most any application. Tubenut, Hold and Drive, Crow Foot, Offsets, and Sliding Spindles are just a few of the head styles available. Whatever the requirements, AIMCO will recommend the head configuration that will get the job done successfully.



ACRADYNE HOLD & DRIVE NUTRUNNERS

FEATURES AND BENEFITS

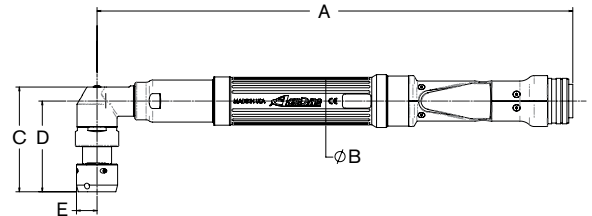
- Torques ranging from 20 Nm – 200 Nm
- Very robust design
- 1" and 2" travels are standard
- Sockets and holders are custom



APPLICATION DATA

MODEL*	NM	MAX TORQUE	FT-LB	NM	TORQUE RANGE	FT-LB	FREE SPEED RPM	WEIGHT LB		MIN/MAX SOCKET
AEH4F12020B-(1,2)	20		15	4 - 20		3 - 15	533	-1 = 2.8	-2 = 3.0	9/16 (14 MM) / 13/16, (21 MM)
AEH4F12026B-(1,2)	26		19	5 - 26		4 - 19	432	-1 = 2.8	-2 = 3.1	9/16 (14 MM) / 13/16, (21 MM)
AEH32025C-(1,2)	25		18	5 - 25		4 - 18	833	-1 = 3.5	-2 = 3.5	9/16 (14 MM) / 13/16, (21 MM)
AEH32030C-(1,2)	30		22	6 - 30		4 - 22	803	-1 = 3.5	-2 = 3.6	9/16 (14 MM) / 13/16, (21 MM)
AEH32040C-(1,2)	40		30	8 - 40		6 - 30	574	-1 = 3.5	-2 = 3.7	9/16 (14 MM) / 13/16, (21 MM)
AEH33042C-(1,2)	42		31	10 - 42		7 - 31	1,095	-1 = 5.6	-2 = 5.8	9/16 (14 MM) / 13/16, (21 MM)
AEH33053C-(1,2)	53		39.	12 - 53		8 - 39	865	-1 = 5.6	-2 = 5.8	9/16 (14 MM) / 13/16, (21 MM)
AEH33060C-(1,2)	60		44	12 - 60		9 - 44	845	-1 = 7.3	-2 = 7.5	9/16 (14 MM) / 1-1/4, (32 MM)
AEH33090C-(1,2)	90		66	18 - 90		13 - 66	568	-1 = 7.3	-2 = 7.6	9/16 (14 MM) / 1-1/4, (32 MM)
AEH33120C-(1,2)	120		89	24 - 120		18 - 89	442	-1 = 10.0	-2 = 10.3	5/8 (15 MM) / 1-1/4, (32 MM)
AEH33200C-(1,2)	200		148	40 - 200		29 - 148	245	-1 = 10.0	-2 = 10.4	5/8 (16 MM) / 1-1/4, (32 MM)
AEH35090B-(1,2)	90		66	23 - 90		17 - 66	607	-1 = 7.6	-2 = 7.9	9/16 (14 MM) / 1-1/4, (32 MM)
AEH35140B-(1,2)	140		103	35 - 140		26 - 103	472	-1 = 10.6	-2 = 11.0	5/8 (15 MM) / 1-1/4, (32 MM)
AEH35175B-(1,2)	175		129	44 - 175		33 - 129	384	-1 = 10.6	-2 = 11.1	5/8 (15 MM) / 1-1/4, (32 MM)
AEH35225B-(1,2)	225		166	56 - 225		41 - 166	291	-1 = 12.9	-2 = 13.3	3/4 (19MM) / 1-1/4, (32 MM)
AEH35285B-(1,2)	285		210	71 - 285		52 - 210	236	-1 = 12.9	-2 = 13.3	3/4 (19MM) / 1-1/4, (32 MM)
AEH35350B-(1,2)	350		258	88 - 350		65 - 258	191	-1 = 12.9	-2 = 13.3	3/4 (19MM) / 1-1/4, (32 MM)

* Add "1" to part numbers for 1" travel. Add "2" to part numbers for 2" travel.



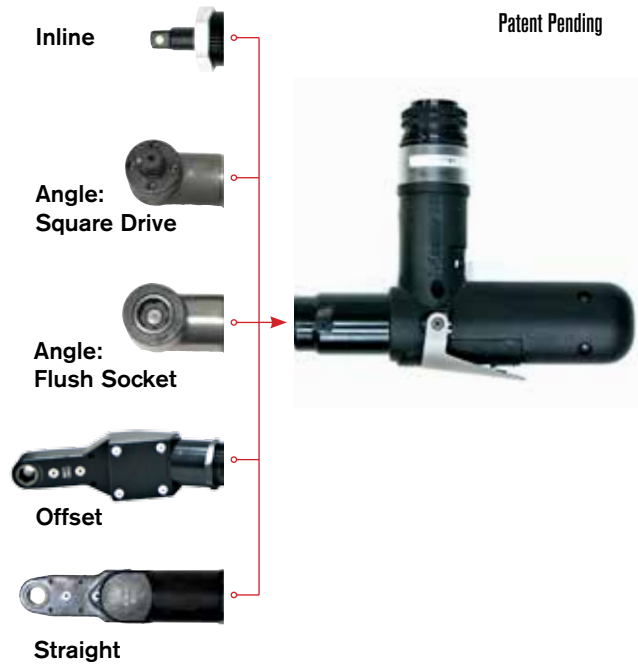
DIMENSIONS

MODEL	IN	(A)	MM	IN	(B)	MM	IN	(C)	MM	IN	(D)*	MM	IN	(E)	MM
AEH4F12020B-1	14.59		370.7	1.59		40.4	3.72		94.4	3.17		80.6	.76		19.3
AEH4F12026B-1	14.59		370.7	1.59		40.4	3.72		94.4	3.17		80.6	.76		9.3
AEH32025C-1	14.59		370.7	1.85		47	3.72		94.4	3.17		80.6	.76		19.3
AEH32030C-1	14.59		370.7	1.85		47	3.72		94.4	3.17		80.6	.76		19.3
AEH32040C-1	14.59		370.7	1.85		47	3.72		94.4	3.17		80.6	.76		19.3
AEH33042C-1	16.79		426.5	1.85		47	3.72		94.4	3.17		80.6	.76		19.3
AEH33053C-1	16.79		426.5	1.85		47	3.72		94.4	3.17		80.6	.76		19.3
AEH33060C-1	18.92		480.5	1.96		49.8	4.04		102.5	3.37		85.66	.94		23.9
AEH33090C-1	18.92		480.5	1.96		49.8	4.04		102.5	3.37		85.66	.94		23.9
AEH33120C-1	21.00		533.5	1.96		49.8	4.87		123.7	4.09		103.82	1.13		28.6
AEH33200C-1	23.21		589.5	1.96		49.8	4.87		123.7	4.09		103.82	1.13		28.6
AEH35090B-1	22.63		574.8	2.31		58.7	4.02		102.1	3.36		85.26	1.32		33.4
AEH35140B-1	22.52		571.9	2.31		58.7	4.87		123.7	4.09		103.82	1.13		28.6
AEH35175B-1	22.52		571.9	2.31		58.7	4.87		123.7	4.09		103.82	1.13		28.6
AEH35225B-1	22.92		582.2	2.31		58.7	5.52		140.1	5.52		112.2	1.32		33.4
AEH35285B-1	22.92		582.2	2.31		58.7	5.52		140.1	5.52		112.2	1.32		33.4
AEH35350B-1	22.92		582.2	2.31		58.7	5.52		140.1	5.52		112.2	1.32		33.4

ACRADYNE MID-EXIT CABLE NUTRUNNERS

FEATURES AND BENEFITS

- Length
 - Reduced tool length due to cable exiting in front of grip surface
- Ergonomics
 - Reduced torque reaction compared to pistol-style tools
 - The inline handle, coupled with the ergonomic hand positioning, allows for increased leverage and decreased strain on the wrist
- Cable management
 - If used with a spring balancer, the tool hangs naturally near its center of gravity, the cable is controlled by the balancer
 - Front positioning of cable provides for easy cable management

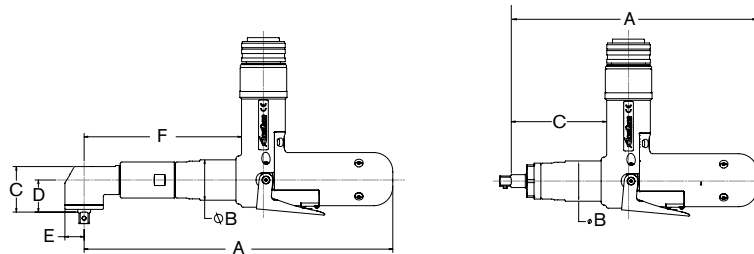


Specialized heads and blades available by request.
Contact AIMCO at 1-503-254-6600, or toll free 1-800-852-1368.

APPLICATION DATA

MODEL*	NM	MAX TORQUE	FT-LB	NM	TORQUE RANGE	FT-LB	FREE SPEED RPM	LB	WEIGHT (-) SOCKET	KG	OUTPUT DRIVE
AEN4C22015BM(F)	15		11	3.75 - 15		2.77 - 11	700	2.6		1.18	3/8 sq. dr.
AEN4F22030BM(F)	30		22	7.5 - 30		5.53 - 22	675	3.3		1.50	3/8 sq. dr.
AEN4F22037BM(F)	37		29	9.25 - 37		6.82 - 29	533	3.3		1.50	3/8 sq. dr.
AEN4F22044BM(F)	44		32	11 - 40		8.11 - 29	432	3.3		1.50	3/8 sq. dr.
AES4A22020BVM	20		15	5 - 20		3.7 - 15	1050	2.4		1.09	3/8 sq. dr.
AES4A22025BVM	25		18	6.3 - 25		4.6 - 18	830	2.4		1.09	3/8 sq. dr.
AES4A22030BVM	30		22	7.5 - 30		5.5 - 22	672	2.4		1.09	3/8 sq. dr.
AES4A22040BVM	40		30	10 - 40		7.4 - 30	525	2.4		1.09	3/8 sq. dr.

* Add "F" to part numbers for flush socket.



DIMENSIONS

MODEL	IN	(A)	MM	IN	(B)	MM	IN	(C)	MM	IN	(D)	MM	IN	(E)	MM	IN	(F)	MM
AEN4C22015BM	9.02		229.1	1.47		37.3	1.29		32.8	.82		20.9	.52		13.1	5.53		140.4
AEN4F22030BM	11.24		285.6	1.47		37.3	1.66		42.1	1.17		29.7	.70		17.8	5.73		145.6
AEN4F22037BM	11.24		285.6	1.47		37.3	1.66		42.1	1.17		29.7	.70		17.8	5.73		145.6
AEN4F22044BM	11.24		285.6	1.47		37.3	1.66		42.1	1.17		29.7	.70		17.8	5.73		145.6
AES4A22020BM	9.0		228.1	1.47		37.3	3.49		88.6	-		-	-		-	-		-
AES4A22025BM	9.0		228.1	1.47		37.3	3.49		88.6	-		-	-		-	-		-
AES4A22030BM	9.0		228.1	1.47		37.3	3.49		88.6	-		-	-		-	-		-
AES4A22040BM	9.0		228.1	1.47		37.3	3.49		88.6	-		-	-		-	-		-

ACRADYNE RIV-NUT NUTRUNNERS

FEATURES AND BENEFITS

- Top and rear exit cable are standard
- Straight, Fixtured, and Push-to-Start models are available by request. Contact AIMCO at 1-503-254-6600, or toll free 1-800-852-1368.



Top Exit Cable



Rear Exit Cable

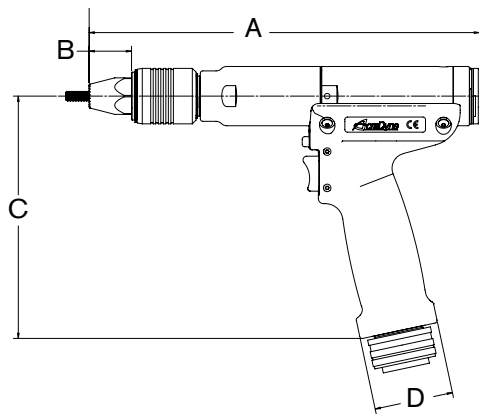


Bottom Exit Cable

APPLICATION DATA

MODEL*	MAX TORQUE		TORQUE RANGE		FREE SPEED RPM	WEIGHT (-) SOCKET		OUTPUT SQ DR	(A)		(B)		(C)		(D)*	
	NM	FT-LB	NM	FT-LB		LB	KG		IN	MM	IN	MM	IN	MM	IN	MM
AEP4(A)(R)(T)12006BR	6	4.4	1.5 - 6	1.1 - 4.4	2,625	2.2	1.00	3/8	9.68	245.9	1.05	26.7	6.01	152.6	1.96	49.8
AEP4(A)(R)(T)12011BR	11	8.1	2.8 - 11	2 - 8.1	1,313	2.3	1.04	3/8	9.68	245.9	1.05	26.7	6.87	174.5	1.96	49.8
AEP4(A)(R)(T)12014BR	14	10	3.5 - 14	2.6 - 10	1,037	2.3	1.04	3/8	9.68	245.9	1.05	26.7	6.87	174.5	1.96	49.8
AEP4(A)(R)(T)12018BR	18	13	4.5 - 18	3.3 - 13	840	2.3	1.04	3/8	9.68	245.9	1.05	26.7	6.87	174.5	1.96	49.8
AEP4(A)(R)(T)12022BR	22	16	5.5 - 22	4.1 - 16	656	2.3	1.04	3/8	9.68	245.9	1.05	26.7	6.87	174.5	1.96	49.8
AEP4(A)(R)(T)22020BR	20	15	5 - 20	3.7 - 15	1,313	2.4	1.09	3/8	10.18	258.6	1.05	26.7	6.87	174.5	1.96	49.8
AEP4(A)(R)(T)22030BR	30	22	7.5 - 30	5.5 - 22	840	2.4	1.09	3/8	10.18	258.6	1.05	26.7	6.87	174.5	1.96	49.8
AEP4(A)(R)(T)22040BR	40	30	10 - 40	7.4 - 30	656	2.4	1.09	3/8	10.18	258.6	1.05	26.7	6.87	174.5	1.96	49.8

* Add "A" to part numbers for bottom exit cable models, Add "R" to part numbers for rear exit cable models, Add "T" to part numbers for top exit cable models.



ACRADYNE HIGH TORQUE DC TOOLS

Critical bolting demands tools that deliver high torque with superior performance. Couple with AcraDyne's Controller, the HT Series tools combine these features in an electric, high-torque bolting system that beats the competition in accuracy, speed, and safety.

FEATURES AND BENEFITS

- One of the most accurate high-torque tools in the world today
- Up to 100 times faster than hydraulic tools
- 250 Nm – 12,000 Nm
- Ergonomic, robust design with five handle configurations
- Over 300 models to choose from
- Built-in integral transducer for optimal monitoring and control
- The world's ONLY traceable system at the square drive
- Data retrieval
- Designed and **MADE IN THE USA**



Straight Lever Type (AES)



Pistol Type (AEP)



Rear Mounted Pistol (AED)



Axial Type (AEJ)



Fixtured Type (AEF)

FIXED GEARCASE MODEL*	SERIES	APPROX. TORQUE		APPROX. SPEED RPM	WEIGHT		LENGTH		DIA.		DRIVE IN	SOUND LEVEL dB(A)
		NM	FT-LB		KG	LB	MM	IN	MM	IN		
(AEP) (AED) (AES) (AEJ) (AEF)4A66250B	6000	250	185	315	4.6	10.5	254	10	66	2.6	0.75	66
(AEP) (AED) (AES) (AEJ) (AEF)4A66425B	6000	425	315	165	4.6	10.5	254	10	66	2.6	0.75	66
(AEP) (AED) (AES) (AEJ) (AEF)4A66625B	6000	625	460	106	4.8	10.5	254	10	66	2.6	0.75	66
(AEP) (AED) (AES) (AEJ) (AEF)4A66925B	6000	925	682	72	4.8	10.5	254	10	66	2.6	0.75	66
(AEP) (AED) (AES) (AEJ) (AEF)4A771200B	7000	1,200	885	65	6.6	14.5	259	10.2	76	3.0	1	66
(AEP) (AED) (AES) (AEJ) (AEF)4A773000B	7000	3,000	2,213	25	7.5	16.5	294	11.6	76	3.0	1	66
(AEP) (AED) (AES) (AEJ) (AEF)4A884200B1	8000	4,200	3,100	12	11.1	24.5	340	13.4	86	3.6	1	66
(AEP) (AED) (AES) (AEJ) (AEF)4A884200B	8000	4,200	3,100	12	11.1	24.5	340	13.4	86	3.6	1.5	66
(AEP) (AED) (AES) (AEJ) (AEF)4A885000B	8000	5,000	3,700	9	11.1	24.5	340	13.4	86	3.6	1.5	66
(AEP) (AED) (AES) (AEJ) (AEF)4A896500B	8000/9000	6,500	4,800	7	15.7	34.5	378	14.9	101	4.0	1.5	66
(AEP) (AED) (AES) (AEJ) (AEF)4A898100B	8000/9000	8,100	6,000	5	15.7	34.5	378	14.9	101	4.0	1.5	66
(AEP) (AEJ)4A8X12000B	8000/9000	12,000	8,850	3.5	23.0	51.0	526	21	131	5.2	1.5	66

* Add "B" to the end of the model number for bottom exit cable (AEF fixtured models only).

360° SWIVEL GEARCASE MODEL	SERIES	APPROX. TORQUE		APPROX. SPEED RPM	WEIGHT		LENGTH		DIA.		DRIVE IN	SOUND LEVEL dB(A)
		NM	FT-LB		KG	LB	MM	IN	MM	IN		
(AEP) (AEJ)4B66250B	6000	250	185	315	5.3	12	305	12	66	2.6	0.75	66
(AEP) (AEJ)4B66425B	6000	425	315	165	5.3	12	305	12	66	2.6	0.75	66
(AEP) (AEJ)4B66625B	6000	625	460	106	5.5	12	305	12	66	2.6	0.75	66
(AEP) (AEJ)4B66925B	6000	925	682	72	5.5	12	305	12	66	2.6	0.75	66
(AEP) (AEJ)4B771200B	7000	1200	885	65	7.3	16	310	12.2	76	3.0	1	66
(AEP) (AEJ)4B773000B	7000	3,000	2,213	25	8.2	18	345	13.6	76	3.0	1	66
(AEP) (AEJ)4B884200B1	8000	4,200	3,100	12	11.8	26	391	15.4	86	3.6	1	66
(AEP) (AEJ)4B884200B	8000	4,200	3,100	12	11.8	26	391	15.4	86	3.6	1.5	66
(AEP) (AEJ)4B885000B	8000	5,000	3,700	9	11.8	26	391	15.4	86	3.6	1.5	66
(AEP) (AEJ)4B896500B	8000/9000	6,500	4,800	7	16.4	36	429	16.9	101	4.0	1.5	66
(AEP) (AEJ)4B898100B	8000/9000	8,100	6,000	5	16.4	36	429	16.9	101	4.0	1.5	66
(AEP) (AEJ)4B8X12000B	8000/9000	12,000	8,850	3.5	24.0	52.5	564	22	131	5.2	1.5	66

ACRADYNE HIGH TORQUE DC ANGLE TOOLS

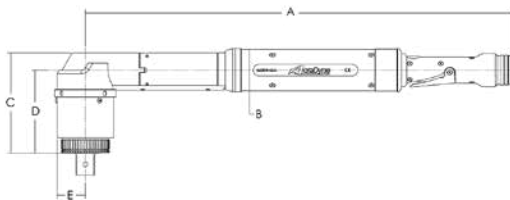
FEATURES AND BENEFITS

- Transducerized closed loop control at the output like all AcraDyne HT-Series tools
- These low-profile head, small-diameter, lever-operated tools, with the torque measured at the output, offer a unique solution
- The torque reported is the torque delivered
- One of the most accurate high-torque right-angle tools in the world
- Smallest tools of their kind on the market
- Same durable, high-cycle gearing as our other HT-series tools
- Models up to 12,000 Nm available upon request



SPECIFICATIONS

MODEL	MAX. TORQUE*		TORQUE RANGE		FREE SPEED RPM	WEIGHT		OUTPUT DRIVE
	NM	FT-LB	NM	FT-LB		LB	KG	
AEN356540A	540	398	135 - 540	100 - 398	109	13.1	5.95	3/4" Square Drive
AEN3571000A	1,000	737	250 - 1,000	184 - 737	61	16.3	7.39	1" Square Drive
AEN3571600A	1,600	1,180	400 - 1,600	295 - 1,180	33	16.7	7.57	1" Square Drive
AEN3572600A	2,600	1,917	650 - 2,600	479 - 1,917	21	18.5	8.40	1" Square Drive



DIMENSIONS	A		B		C		D		E	
	IN	MM	IN	MM	IN	MM	IN	MM	IN	MM
AEN356540A	22.58	573.6	2.31	58.7	4.75	120.6	4.05	102.8	1.33	33.7
AEN3571000A	22.92	582.2	2.31	58.7	5.36	136.1	4.44	112.7	1.53	38.7
AEN3571600A	22.92	582.2	2.31	58.7	5.36	136.1	4.44	112.7	1.53	38.7
AEN3572600A	22.92	582.2	2.31	58.7	6.77	171.9	5.86	148.8	1.53	38.7

ACRADYNE HIGH TORQUE DUAL LEVER AND GEARHEAD TOOLS

DUAL LEVER TOOLS

FEATURES AND BENEFITS

- Additional safety when using a tool with a reaction bar or nose extension
- Requires both hands to start the tool, keeping hands clear of application
- Helps avoid accidental starting of the tool
- Available in three handle types: "Handle Bar" (F) style, Straight (S) style with side handle, and Pistol (P) style



FIXED GEARCASE MODEL	SERIES	APPROX. TORQUE		APPROX. SPEED RPM	WEIGHT		LENGTH		DIA.		DRIVE IN	SOUND LEVEL dB(A)
		NM	FT-LB		KG	LB	MM	IN	MM	IN		
AE(S)(F)(P)4A66250BDL	6000	250	185	315	3.9	9	203	8	66	2.6	0.75	66
AE(S)(F)(P)4A66425BDL	6000	425	315	165	3.9	9	203	8	66	2.6	0.75	66
AE(S)(F)(P)4A66625BDL	6000	625	460	106	4.1	9	203	8	66	2.6	0.75	66
AE(S)(F)(P)4A66925BDL	6000	925	682	72	4.1	9	203	8	66	2.6	0.75	66
AE(S)(F)(P)4A771200BDL	7000	1,200	885	65	5.9	13	208	8.2	76	3.0	1	66
AE(S)(F)(P)4A773000BDL	7000	3,000	2,213	25	6.8	15	243	9.6	76	3.0	1	66
AE(S)(F)(P)4A884200B1DL	8000	4,200	3,100	12	10.4	23	289	11.4	86	3.6	1	66
AE(S)(F)(P)4A884200BDL	8000	4,200	3,100	12	10.4	23	289	11.4	86	3.6	1.5	66
AE(S)(F)(P)4A885000BDL	8000	5,000	3,700	9	10.4	23	280	11.4	86	3.6	1.5	66
AE(S)(F)(P)4A896500BDL	8000/9000	6,500	4,800	7	15.0	33	327	12.9	101	4.0	1.5	66
AE(S)(F)(P)4A898100BDL	8000/9000	8,100	6,000	5	15.0	33	327	12.9	101	4.0	1.5	66
AEF4A8X12000BDL	8000/9000	12,000	8,850	3.5	22.3	48.5	475	19.0	131	5.2	1.5	66

- For Straight Type tools Choose the position of the handle by adding (L) for left side and (R) for right side

360° SWIVEL GEARCASE MODEL	SERIES	APPROX. TORQUE		APPROX. SPEED RPM	WEIGHT		LENGTH		DIA.		DRIVE IN	SOUND LEVEL dB(A)
		NM	FT-LB		KG	LB	MM	IN	MM	IN		
AE(S)(F)(P)4B66250BDL	6000	250	185	315	4.6	10.5	254	10	66	2.6	0.75	66
AE(S)(F)(P)4B66425BDL	6000	425	315	165	4.6	10.5	254	10	66	2.6	0.75	66
AE(S)(F)(P)4B66625BDL	6000	625	460	106	4.8	10.5	254	10	66	2.6	0.75	66
AE(S)(F)(P)4B66925BDL	6000	925	682	72	4.8	10.5	254	10	66	2.6	0.75	66
AE(S)(F)(P)4B771200BDL	7000	1,200	885	65	6.6	14.5	259	10.2	76	3.0	1	66
AE(S)(F)(P)4B773000BDL	7000	3,000	2,213	25	7.5	16.5	294	11.6	76	3.0	1	66
AE(S)(F)(P)4B884200B1DL	8000	4,200	3,100	12	11.1	24.5	340	13.4	86	3.6	1	66
AE(S)(F)(P)4B884200BDL	8000	4,200	3,100	12	11.1	24.5	340	13.4	86	3.6	1.5	66
AE(S)(F)(P)4B885000BDL	8000	5,000	3,700	9	11.1	24.5	340	13.4	86	3.6	1.5	66
AE(S)(F)(P)4B896500BDL	8000/9000	6,500	4,800	7	15.7	34.5	378	14.9	101	4.0	1.5	66
AE(S)(F)(P)4B898100BDL	8000/9000	8,100	6,000	5	15.7	34.5	378	14.9	101	4.0	1.5	66
AEF4B8X12000BDL	8000/9000	12,000	8,850	3.5	23.0	51.0	526	21	131	5.2	1.5	66

- For Straight Type tools Choose the position of the handle by adding (L) for left side and (R) for right side



NOSE EXTENSIONS

FEATURES AND BENEFITS


- Ideal for hard-to-reach applications when a torque tube, or arm, is not desirable
- A cost-effective, more flexible option compared to a multiple spindle system
- Common applications:
 - Wheel install and repair stations
 - Large flange assembly
 - Mining vehicle shovel bolts
 - Railway equipment maintenance
 - Oil and gas industry well fixtures



28050



18594.009



28480

HT GEARHEAD TOOLS

FEATURES AND BENEFITS

- Custom made to fit virtually any application
- Same durable gearing as found on AcraDyne's standard HT series tools
- Model types available:
 - HT Offset Gearhead tools
 - HT Right Angle with Offset Gearhead tools
 - HT Right Angle Air tools with Offset Gearhead



ACRADYNE HIGH TORQUE ACCESSORIES

ACCESSORIES

Custom accessories are available for your application; contact an AIMCO Customer Service Associate for details, 1-503-254-6600, or toll free 1-800-852-1368.

Swivel Handle



Swivel Bail



Fixed Handle

Hoist Ring







Fixed Handle with Hoist Ring

REACTION BARS



HT tool includes a standard, spline attachment reaction device. Custom reaction devices are available; contact an AIMCO Customer Service Associate for more details, 1-503-254-6600, or toll free 1-800-852-1368.

	MODEL	DESCRIPTION
 Single Ended Flat	26810	6000 Series
	26800	7000 Series
	25277	8000 Series
	27255	9000 Series
 Single Ended Offset	26815	2.375" Offset, 6000 Series
	26885	4.00" Offset, 6000 Series
	27200	3.10" Offset, 7000 Series
	26890	4.00" Offset, 7000 Series
	25274	3.35" Offset, 8000 Series
	25275	4.00" Offset, 8000 Series
	26840	3.35" Offset, 9000 Series
 Double Ended Flat	26830	6000 Series
	26820	7000 Series
	25278	8000 Series
 Double Ended Offset	25276	3.35" Offset, 8000 Series

MODEL	DESCRIPTION
26477	Swivel Bail, 6000 Series
26327	Swivel Bail, 7000 Series
26630	Swivel Bail, 8000 Series
26478	Swivel D-Handle, 6000 Series
26328	Swivel D-Handle, 7000 Series
25291	Swivel D-Handle, 8000 Series
26479	Stationary Bail, 6000 series (26336 handle not included)
26332	Stationary Bail, 7000 series (26336 handle not included)
25289	Stationary Bail, 8000 series (26336 handle not included)
26336	Fixed Handle (for use with 26479, 26332, 25289)
26337	Rear Fixed Hoist Ring, 6000/7000/8000 Series Pistols
28514	Rear Folding Hoist Ring Kit for 8000 Series Pistols
28549	Sliding Spindle, 6000 Series
27045	Sliding Spindle, 7000 Series
30300	Sliding Spindle, 8000 Series

PROTECTIVE COVERS



Durable protective covers prevent marring and damage.

MODEL	DESCRIPTION
BJ10078	Protective Cover, 6000 Series
BJ10077	Protective Cover, 7000 Series
BJ10076	Protective Cover, 8000 Series

DC TOOLS: TOOL/SPINDLE SELECTION GUIDE

MODEL	RPM**	LENGTH		WEIGHT		TORQUE, Nm																			
		IN	MM	LB	KG	5	10	15	20	25	50	75	100	125	150	175	200	225	250	275	300	325	350	375	400
PISTOL																									
AEP4_12003B	2,625	7.3	186.3	2.2	1.00																				
AEP4_12006B	2,625	7.3	186.3	2.2	1.00																				
AEP4_12011BV	1,313	8.0	203.3	2.3	1.04																				
AEP4_12014BV	1,037	8.0	203.3	2.3	1.04																				
AEP4_12018BV	840	8.0	203.3	2.3	1.04																				
AEP4_12022BV	656	8.0	203.3	2.3	1.04																				
AEP4_22020BV	1,313	8.7	219.9	2.4	1.09																				
AEP4_22025BV	1,037	8.7	219.9	2.4	1.09																				
AEP4_22030BV	840	8.7	219.9	2.4	1.09																				
AEP4_22035BV	747	8.7	219.9	2.4	1.09																				
AEP4_22040BV	656	8.7	219.9	2.4	1.09																				
AEP35075AV	944	16.0	405.2	9.2	4.17																				
AEP35090AV	767	16.0	405.2	9.2	4.17																				
AEP35110AV	634	16.0	405.2	9.2	4.17																				
AEP35135AV	515	16.0	405.2	9.2	4.17																				
AEP35170AV	418	16.0	405.2	9.2	4.17																				
AEP35280A	236	18.4	468.2	13.6	6.17																				
AEP35350A	192	18.4	468.2	13.6	6.17																				
AEP35420A	159	18.4	468.2	13.6	6.17																				
AEP35515A*	129	18.4	468.2	13.6	6.17																				
AEP35635A**	104	18.4	468.2	13.6	6.17																				
TUBENUT																									
AET4A12018B	516	15.41	288.1	3.1	1.41																				
AET4A12025B	387	15.41	288.1	3.1	1.41																				
AET4A12025B-KD	387	15.9	404.9	3.1	1.41																				
AET32020C	622	17.2	436.4	3.1	1.41																				
AET32025C	466	17.8	450.9	4.0	1.81																				
AET32035C	347	18.1	460.5	4.5	2.04																				
AET32050C	257	18.8	478.0	5.6	2.54																				

* Torque Range: 128 - 515 Nm

** Torque Range: 159 - 635 Nm



HIGH TORQUE SERIES

MODEL	RPM**	LENGTH		WEIGHT		TORQUE, Nm																	
		IN	MM	LB	KG	50	100	200	300	400	500	600	850	1100	1200	1300	1500	2000	2500	3000	4000	5000	6500
()4(A)(B)66200B	315	12	305	12	5.3																		
()4(A)(B)66425B	165	12	305	12	5.3																		
()4(A)(B)66625B	106	12	305	12	5.5																		
()4(A)(B)66925B	72	12	305	12	5.5																		
()4(A)(B)771200B	65	12.2	310	16	7.3																		
()4(A)(B)773000B	25	13.6	345	18	8.2																		
()4(A)(B)884200B1	12	15.4	391	26	11.8																		
()4(A)(B)884200B	12	15.4	391	26	11.8																		
()4(A)(B)885000B	9	15.4	391	26	11.8																		
()4(A)(B)896500B	7	16.9	429	36	16.4																		
()4(A)(B)898100B	5	16.9	429	36	16.4																		
()4(A)(B)8X12000B	3.5	22	564	52.5	24.0																		

Recommended Torque Range

Max Torque

ACRADYNE ACCESSORIES

CABLE ASSEMBLIES

The AcraDyne DC electric nutrunner tool system uses a single cable to carry all necessary conductors for superior ergonomics and durability.

- Flexible polyurethane cover for maximum durability, abrasion and transmission fluid resistant
- Quick disconnects at both ends facilitate tool changeover and troubleshooting
- The CAN data/signal is via RJ45 for products such as the KDM, socket tray or computer



MODEL	DESCRIPTION	LENGTH	
		M	FT
TOOL CABLES			
24330	Cable G3 Tool Cable 3M	3	9.8
25350	Cable G3 Tool Cable 5M	5	16.4
24320	Cable G3 Tool Cable 10M	10	32.8
27110	Cable G3 Tool Cable 3M Lightweight*	3	9.8
27115	Cable G3 Tool Cable 5M Lightweight*	5	16.4
27122	Cable G3 Tool Cable 10M Lightweight*	10	32.8
EXTENSIONS			
24320	Extension cable 10M	10	32.8
25518	Extension cable 20M	20	65.6

*Lightweight cables are for use only with 1000 & 2000 Series tools.

CABLE ADAPTERS AND CONNECTORS

	MODEL	DESCRIPTION
ADAPTERS AND CONNECTORS		
	25646	G1 iEC to G3 Cable Adapter
	26934	G3 iEC to G1 Cable Adapter
	27210	G3 Tool to G1 Cable Adapter
	26364	Right Angle Cable Adapter
	26594	Conversion Kit G1 iEC to G3 iEC
	27370	Conversion Kit G3 iEC to G1 iEC
	25491	Breakaway Cable Connector – Ensures disconnect of cable should stress in excess of 40 occur

DATA INTERFACE OPTION

	MODEL	DESCRIPTION
DATA INTERFACE OPTIONS		
	27348	I/O Wiring Connector – Simple module to facilitate connections to I/O on iEC Controllers
	28292	System Port Cable, USB 2.0 Cable, A Male to B Male, 3M

CABLE TESTER UNIT

AcraDyne's Cable Tester Unit helps diagnose and verify functionality of AcraDyne Tool Cables.

- Eliminate guesswork as to whether cable is damaged or is functioning within specifications
- Verifies each specific conductor within the cable for continuity

	MODEL	DESCRIPTION
	26700	Cable Tester Unit, G3
	26709	Adapter, G3 Tool to G1 Cable (Cable Tester only)

ACRADYNE ACCESSORIES

SOCKET TRAY

Socket trays, for use with iEC and UEC Controllers, are supplied with blank socket pucks machined to fit specific sockets for the application. AIMCO provides this machining as an additional service. When ordering, please specify the outer dimensions of the sockets you plan to use, and whether you would like a quote for the machining service.

- Simply remove the assigned socket to select the application to be run
- Quick and easy set up. Parameters assigned to socket position automatically
- Optional self-illuminating socket receptacles
- Delrin® blanks may be easily machined by the customer to accommodate custom socket profiling
- Nothing to break, wear out, or maintain
- Proximity sensors detect presence of socket



AMPST-2-I



AMPST-6-I









AMPST-6S-I

MODEL	DESCRIPTION
AMPST-2-I	2-Position Socket Tray for iEC Controllers, 2 x 1, 1.25" Socket
AMPST-2-U	2-Position Socket Tray for UEC Controllers, 2 x 1, 1.25" Socket
AMPST-4-I	4-Position Socket Tray for iEC Controllers, 2 x 2, 1.25" Socket
AMPST-4-U	4-Position Socket Tray for UEC Controllers, 2 x 2, 1.25" Socket
AMPST-6S-I	6-Position Socket Tray for iEC Controllers, 6 x 1, 1.25" Socket
AMPST-6S-U	6-Position Socket Tray for UEC Controllers, 6 x 1, 1.25" Socket
AMPST-6-I	6-Position Socket Tray for iEC Controllers, 3 x 2, 1.25" Socket
AMPST-6-U	6-Position Socket Tray for UEC Controllers, 3 x 2, 1.25" Socket
AMPST-8-I	8-Position Socket Tray for iEC Controllers, 4 x 2, 1.25" Socket
AMPST-8-IL	8-Position Socket Tray for iEC Controllers, 4 x 2, 2.0" Socket
AMPST-8-U	8-Position Socket Tray for UEC Controllers, 4 x 2, 1.25" Socket

Socket trays with 6 - 8 positions are available in varied configurations to suit workspace requirements (straight or double rows). Please let your AIMCO representative know of your specific requirements when inquiring.

TOOL BAILS

- AcraDyne's spring bails are designed for use with any of the AcraDyne 1000, 2000, or 3000 Series tools
- Spring bails snap on quickly and firmly at any place on the body of the tool for perfect balance and secure suspension

	MODEL	DESCRIPTION
	25501	Wire Bail for 1000 Series Tools
	27594	Stationary Bail for 1000 Series Tools
	27791	Rotating Bail Assembly for 1000 Series Tools
	26568	Cable Bail to Hang Tool Vertically for Gen III Cables
	21208	Spring Bail for 2000 Series Tools
	23662	Rotating Bail for 2000 Series Tools
	28475	Rotating Bail for AEN33042C and AEN33053C
	23575	Rotating Bail for 3000 Series Tools

SLIDING SPINDLES



20712

20848

MODEL	DESCRIPTION
20712	Sliding Spindle 2" Stroke 2000 Series Tools, 3/8" Drive
20848	Sliding Spindle 2" Stroke 3000 Series Tools, 1/2" Drive
28843	Spindle Assembly, 2" Stroke, 5000 Series, 3/4" Drive

VERTICAL TOOL HANGER

Designed for AcraDyne Gen 1 tools, tool hangers are a great way to keep a tool in place when not being used.



21159

ACRADYNE ACCESSORIES

CONTROLLER BRACKETS



MODEL	DESCRIPTION
20322	Basic wall-mounting plate
20853	Table stand free standing platform
27816	Mounting bracket with internal wireways

MOUNTING BRACKETS

MODEL	DESCRIPTION
25717	Mounting Bracket for 1000 Series Angle Tools
25843	Mounting Bracket for 1000 Series Push-To-Start Tools
26443	Mounting Bracket for 1000/2000 Series Straight and Pistol Tools
24924	Mounting Flange for 1000/2000 Series Straight and Pistol Tools
28622	Mounting Flange for 2000 Series Inline Tools

MODEL	DESCRIPTION
30340	Mounting Bracket for 2000 Series Angle Tools
30351	Mounting Bracket, Drive End for 2000 Series Inline Tools
25718	Mounting Bracket for 3000/5000 Series Angle Tools
26570	Mounting Bracket for 3000/5000 Series Straight Tools
25265	Angle head Mounting Bracket (Cradle type) for 3000/5000 Angle Tools over 225 Nm
26394	Mounting Flange for 5000 Series

ANGLE TOOL BODY JACKETS

Keep tools protected with AIMCO's tool Body Jackets.



MODEL	DESCRIPTION
BJ10051	For 1000 series angle tools
BJ10052	For 2015, 2025 series angle tools
BJ10053	For 2030, 2040, 2055 series angle tools
BJ10054	For 3060, 3090 series angle tools
BJ10055	For 3120, 3200 series angle tools

BAR CODE SCANNER



28859
Bluetooth®-Enabled Scanner Kit

Sturdy bar code scanners allow you to easily scan small, stacked, or poorly printed, one-dimensional bar codes. Kit includes a cradle, power supply, and USB/Ethernet cable.

- Scratch proof, tempered glass exit window
- Single-circuit board construction eliminates common interconnection failures
- Industrial long-life charging contacts can withstand 250,000+ insertions into cradle
- Wireless scanner enables users to hold scanner at any angle

MODEL	DESCRIPTION
20400	RS232 Barcode Reader Kit
28859	RS232 Wireless Barcode Reader Kit



23730

LIGHT TOWER

Cost- and energy-efficient LED light tower is visible from any direction, angle, and distance

- Two built-in alarms (FB Type) with selectable sound patterns
- Adjustable Volume (Max. 85 dB at 1 m)
- Tower includes red, yellow, green, blue, and clear lenses



28489 Light Tower Bracket for Gen IV Controller

ACRADYNE CORDLESS TOOLS

UNMATCHED ACCURACY

FEATURES AND BENEFITS

- Pistol Tool Torque Range: 1.5–14 Nm
Angle Tool Torque Range: 1.5–120 Nm
Straight Tool Torque Range: 1.5–14 Nm
- Transducerized for precise delivery of torque and angle to the fastener
- Self-contained with on-board control
- Load tool programming software through USB cable interface
- Vibration alarm handle provides tactile feedback
- Programmable
 - Torque
 - Angle
 - RPM
 - Time
 - Fastening direction
- 100 PSET
- Six step, multi-stage job functionality
- Multicolor LED status screen
- 150,000 results stored on-board



ABP-CTA11Q



ABS-CTA11WQ



ABN-CTA90

MODEL	TORQUE RANGE		MAX SPEED RPM	DRIVE TYPE	WEIGHT W/O BATTERY	
	NM	FT-LB			KG	LB
PISTOL						
ABP-CTA11Q(WQ)(BQ)(WBQ)	1.5 - 11.0	1.1 - 8.1	570	1/4" QC	1.15	2.5
ABP-CTA14Q(WQ)(BQ)(WBQ)	3.0 - 14.0	2.2 - 10.3	460	1/4" QC	1.15	2.5
ANGLE						
ABN-CTA10(W)(B)(WB)	1.5 - 10.0	1.1 - 7.4	570	3/8" Sq.	1.35	3.0
ABN-CTA12(W)(B)(WB)	2.5 - 12.0	1.8 - 8.9	380	3/8" Sq.	1.4	3.1
ABN-CTA20(W)(B)(WB)	5.0 - 20.0	3.7 - 14.8	300	3/8" Sq.	1.2	2.6
ABN-CTA30(W)(B)(WB)	8.0 - 30.0	5.9 - 22.1	170	3/8" Sq.	1.2	2.6
ABN-CTA55(W)(B)(WB)	15.0 - 55.0	11.1 - 40.6	90	3/8" Sq.	1.4	3.1
ABN-CTA90(W)(B)(WB)	25.0 - 90.0	18.4 - 66.4	60	1/2" Sq.	2.9	6.4
ABN-CTA120(W)(B)(WB)	35.0 - 120	25.8 - 88.5	50	1/2" Sq.	3.1	6.8
STRAIGHT						
ABS-CTA11Q(WQ)(BQ)(WBQ)	1.5 - 11.0	1.1 - 8.1	570	1/4" QC	0.95	2.1
ABS-CTA14Q(WQ)(BQ)(WBQ)	3.0 - 14.0	2.2 - 10.3	460	1/4" QC	0.95	2.1

W = WiFi option B = Barcode option Q = Quick Change

ACRADYNE CORDLESS TOOLS

BATTERIES

- Up to 40% lighter than Ni-MH batteries
- Deep-discharge protection prevents battery failure



AB-B1825LI



AB-B1850LI

BATTERY MODEL #	VOLTAGE	TYPE	CAPACITY	WEIGHT
AB-B1825LI	18V	Li-Ion	2.5 Ah	.8 Lb/.35 kg
AB-B1850LI	18V	Li-Ion	5.0 Ah	1.3 Lb/.6 kg



AB-C18110

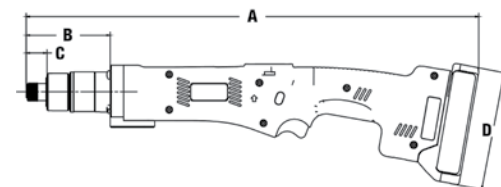
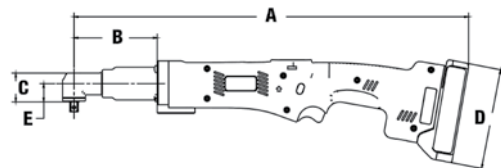
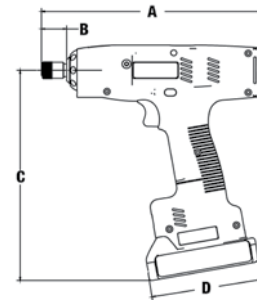
BATTERY CHARGERS

- Battery defect detection
- Microprocessor-controlled charging: Charging time is dependent on the capacity of the battery
- Reverse polarity protection
- Automatic battery voltage detection

MODEL	DESCRIPTION	OUTPUT	INPUT	CHARGING TIME	DIMENSIONS (W/O BATTERY)	WEIGHT
AB-C18110	Quick-charge unit for 110V	14.4V - 18V, 3.0A	110VAC, 50-60Hz	Max 55 min for 2.5 Ah battery	3.39" wide x 4.21" tall x 6.02" deep 86 mm wide x 107 mm tall x 153 mm deep	1.2 Lb/.55 kg
AB-C18220	Quick-charge unit for 220V	14.4V - 18V, 3.0A	220-240VAC, 50-60Hz	Max 55 min for 2.5 Ah battery	3.39" wide x 4.21" tall x 6.02" deep 86 mm wide x 107 mm tall x 153 mm deep	1.2 Lb/.55 kg

TOOL DIMENSIONS

MODEL	A		B		C		D		E	
	IN	MM	IN	MM	IN	MM	IN	MM	IN	MM
PISTOL										
ABP-CTA11Q(WQ)(BQ)(WBQ)	9.1	230	1	26	8.6	218	4.5	115	-	-
ABP-CTA14Q(WQ)(BQ)(WBQ)	9.1	230	1	26	8.6	218	4.5	115	-	-
ANGLE										
ABN-CTA10(W)(B)(WB)	17.8	451	3.7	95	1.3	33	4.5	115	0.8	21
ABN-CTA12(W)(B)(WB)	17.8	451	3.7	95	1.3	33	4.5	115	0.8	21
ABN-CTA20(W)(B)(WB)	17.8	451	3.7	95	1.3	33	4.5	115	0.8	21
ABN-CTA30(W)(B)(WB)	20.6	523	6.8	173	1.7	42	4.5	115	1.1	29
ABN-CTA55(W)(B)(WB)	22	559	8.2	209	1.7	42	4.5	115	1.1	29
ABN-CTA90(W)(B)(WB)	25.7	653	11.9	303	1.9	49	4.5	115	1.4	35
ABN-CTA120(W)(B)(WB)	28.1	715	14.4	365	2.8	71	4.5	115	2.1	54
STRAIGHT										
ABS-CTA11Q(WQ)(BQ)(WBQ)	17.2	437	3.2	81	0.8	20	4.5	115	-	-
ABS-CTA14Q(WQ)(BQ)(WBQ)	17.2	437	3.2	81	0.8	20	4.5	115	-	-



ACRADYNE SYSTEMS



MULTIPLE NUTRUNNING SYSTEMS

AIMCO can integrate the AcraDyne tool spindle into a customized Multiple Nutrunning system. From simple systems vertically suspended above the part, to assembly stations that integrate with your line, AIMCO can effectively accommodate your project.

LET US KNOW YOUR REQUIREMENTS AND WE WILL PROPOSE A SOLUTION TAILORED TO YOUR NEEDS.



FEATURES AND BENEFITS

- Nutrunner sequencing - Allows nutrunners to be sequenced at each phase of the tightening process, providing even distribution of torque and load to each fastener. This prevents part damage and distortion
- Snug threshold, final torque in one pass - No need for multiple torque stage sequencing. Fixtured nutrunners save time and effort
- No missed fasteners - Multiple nutrunners have a spindle dedicated to each location, ensuring quality on every rundown on every bolt
- Better residual torques - Synchronized controlled fastening allows residual torque levels to be consistent with the dynamic torque specification
- Saving in cycle time - Compared to using a single nutrunner tool with many rundowns, running all fasteners simultaneously reduces in-station cycle time
- Cost saving benefits - Saving installation cycle time frees operators to handle additional tasks and potentially reduce labor costs
- Collect data – Most common methods of collecting data for quality control and statistical analysis can be implemented from a serial data string using RS232 to formatted data from a network database

INDUSTRY APPLICATIONS

- Harvester chain-pull assembly, 2-spindle
- Engine flywheel assembly, 3-spindle
- Wheel lug nut assembly, 4-spindle
- Axle u-bolt assembly, 4-spindle
- Gasoline generator assembly, 6-spindle
- Lawn mower motor assembly, 7-spindle
- Air-cooled small vehicle engine assembly, 10-spindle

TOOL SPECIALS



AIMCO can provide customized tooling solutions for even the most unique applications. Let us propose a solution tailored to your needs. Contact an AIMCO Customer Service Associate for more details, 1-503-254-6600, or toll free 1-800-852-1368.



ACRADYNE HIGH TORQUE PNEUMATIC TOOLS

FEATURES AND BENEFITS

AcraDyne's High Torque Pneumatic Bolting Tools offer a reliable and dependable solution for the installation and removal of heavy-duty fasteners. Appropriate for use in industries requiring high torque capability, accuracy, power, and safety.

- Modular design allows for ease of maintenance
- Interchangeable motors and gearing
- Same proven and reliable gearbox as the AcraDyne DC line
- One-hand reverse



AAP1B66600A




AAP1B76950A



AAP1B772000A



AAP1B885100A



MODEL	TORQUE		SPEED	WEIGHT	SQUARE DR.	AIR CONSUMPTION
	(NM)	(FT-LB)	(RPM)	(LB)	(IN)	(CFM)
AAP1B66400A	400	300	57	9.75	3/4	22.9
AAP1B66600A	600	450	39	9.75	3/4	22.9
AAP1B66850A	850	625	27	9.75	3/4	22.9
AAP1B76950A	950	700	31	10.4	3/4	26.3
AAP1B771350A	1,350	1,000	22	10.4	1	26.3
AAP1B772000A	2,000	1,475	14	12.7	1	26.3
AAP1B772950A	2,950	2,175	9	14.9	1	26.3
AAP1B885100A	5,100	3,775	8	23	1-1/2	31.5

AIR PREPARATION UNITS

Many stacking filter/regulator combinations are available. See page 41 for options.



AFRL-4



**AFRL-4HTA
Standalone Unit**

**28178
HT Air Tool/AFRL
Carrying Kit**



ACRADYNE HIGH-SPEED SERIES HIGH TORQUE PNEUMATIC TOOLS

Our High-Torque Pneumatic High-Speed Series Bolting Tools offer a reliable and dependable solution for the installation and removal of heavy-duty fasteners with high torque capability, accuracy, power, and safety.

FEATURES AND BENEFITS

- Extremely fast rundown speed due to the dual motor design
- High torque output to weight ratio
- No reaction force due to the reaction bar and swivel gearbox
- Full swivel gearcase facilitates reaction bar positioning for ease of use and operator comfort
- Handle exhaust with low sound level
- Low air consumption compared to large motor frame type tools
- Uses the same durable and reliable gearbox from our DC line of high torque tools
- Modular design allows for easy maintenance
- One motor is used for all models in the range
- Two-piece handle construction enables flexible handle design
- Available in reversible and non-reversible models



MODEL	TORQUE		SPEED (RPM)	WEIGHT		LENGTH		SQUARE DR. (IN)
	(NM)	(FT-LB)		(LB)	(KG)	(IN)	(MM)	
AAP2B76250A	250	185	660	10.5	4.8	10	255	3/4
AAP2B76450A	450	330	335	10.5	4.8	10	255	3/4
AAP2B76650A	650	480	223	10.5	4.8	10	255	3/4
AAP2B76950A	950	700	153	10.5	4.8	10	255	3/4
AAP2B771400A	1,400	1,000	110	14.6	6.6	10	255	1
AAP2B772000A	2,000	1,475	63	14.8	6.7	11.2	284	1
AAP2B773000A	3,000	2,210	52	15.0	6.8	11.6	293	1
AAP2B785100A	4,800	3,540	26.5	19.7	8.9	13.3	338	1.5

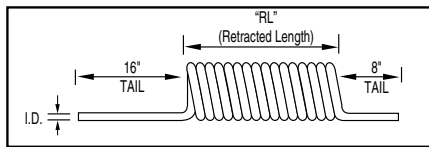
REVERSIBLE MODEL	TORQUE		SPEED (RPM)	WEIGHT		LENGTH		SQUARE DR. (IN)
	(NM)	(FT-LB)		(LB)	(KG)	(IN)	(MM)	
AAP2B76250AR	250	185	660	12.3	5.6	12.5	317	3/4
AAP2B76450AR	450	330	335	12.3	5.6	12.5	317	3/4
AAP2B76650AR	650	480	223	12.3	5.6	12.5	317	3/4
AAP2B76950AR	950	700	153	12.3	5.6	12.5	317	3/4
AAP2B771400AR	1,400	1,000	110	16.4	7.4	12.6	319	1
AAP2B772000AR	2,000	1,475	63	16.6	7.5	13.6	346	1
AAP2B773000AR	3,000	2,210	52	16.8	7.6	14.0	356	1
AAP2B785100AR	4,800	3,540	26.5	21.5	9.7	15.8	400	1.5

ACRADYNE HT PNEUMATIC TOOL ACCESSORIES

Polyurethane Hose for HT Tools



ASH-500C-15MSZ



Custom length coil assemblies and special colors available in minimum order quantities. Contact an AIMCO Customer Service Associate, 1-503-254-6600, or toll free 1-800-852-1368.

- Durable Polyurethane is chemical resistant and lightweight, and provides excellent recoil memory and maximum flexibility
- Available in transparent hose color (opaque also available)
- Assemblies for coiled hose include reusable swivel fitting. Straight hose available with or without fittings
- Working temperature: -104°F to 175°F
- Working pressure: 100 PSI

SINGLE AIR HOSE ASSEMBLIES (COILED)

MODEL	DESCRIPTION (O.D. x I.D. x LENGTH)	RETRACTED LENGTH	NPT FITTINGS
ASH-500C-15MSZ	3/4" x 1/2" x 15'	13"	1/2"
ASH-500C-25MSZ	3/4" x 1/2" x 25'	23"	1/2"



STRAIGHT AIR HOSE (SOLD PER FOOT)

MODEL	DESCRIPTION
ASH-500Z	1/2" I.D.

Contact an AIMCO Customer Service Associate about full reel pricing, 1-503-254-6600, or toll free 1-800-852-1368.

Rubber Hose for HT Tools



28796
1/2" ID

- Designed for use in a wide range of industrial, construction, and agricultural applications
- Constructed of high grade, reinforced EPDM synthetic rubber
- Working temperature: -40°F to 190°F

SINGLE AIR HOSE (RUBBER)

I.D.	O.D.	LENGTH	WORKING PRESSURE	WEIGHT
1/2"	0.81"	10 ft	200 psi	2.0 lb
5/8"	0.97"	10 ft	200 psi	2.7 lb
3/4"	1.12"	10 ft	200 psi	3.4 lb

Custom lengths available. Contact an AIMCO Customer Service Associate for more details, 1-503-254-6600, or toll free 1-800-852-1368.

REACTION BARS

Tool includes standard, spline attachment reaction device. See page 26 for part numbers. Custom reaction devices are available; contact an AIMCO Customer Service Associate for more details, 1-503-254-6600, or toll free 1-800-852-1368.



Reaction Bars

Air Line Fittings



PLUGS

MODEL	DESCRIPTION
28161	1/2" x 1/4" MPT
28162	1/2" x 3/8" MPT
28163	1/2" x 1/2" MPT
28164	1/2" x 1/2" FPT



QUICK-CHANGE COUPLERS

MODEL	DESCRIPTION
27768	1/2" FPT
27769	1/2" MPT



PROTECTIVE COUPLER

MODEL	DESCRIPTION
27771	Vinyl



SWIVEL FITTING

MODEL	CAPACITY
500-SZ	1/2" NPT Swivel Fitting

HIGH TORQUE BATTERY TOOLS

AcraDyne's High Torque Battery Tools provide plenty of power in a compact package. The tool's low weight and ergonomic design ensure excellent mobility, flexibility, and efficiency, even when working in limited spaces. The low-wear brushless synchronous motor is maintenance free, reducing running costs.

FEATURES AND BENEFITS

- Battery driven two-speed torque multiplier for torques from 90 Nm to 4,000 Nm (65 to 2,950 ft-lb)
- Short fastening cycles: Fast gear for run down and power gear for highest torques and precision
- Mobile and always ready for use: Compact design for convenient use in limited spaces or without power supply
- Efficient operation: Fast and easy gear-changing, great torque range – choose from 22 torque values
- Very low susceptibility to damage and failure: Motor housing made of special polymer: Break-proof, impact-proof, and resistant to corrosion
- Intelligent energy management and faster workflow: Electronics protect battery cells from overcharging and depth discharge

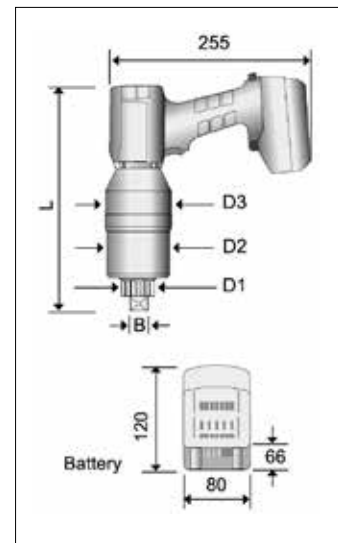


PERQ Advantages

PRODUCTIVITY	• Two Lithium-Ion battery packs ensure up to 360 tightenings. Each battery features an LED charge level indicator
ERGONOMICS	• Low weight relative to the torque delivered. • Ergonomically designed. • Low noise emissions
RELIABILITY	• Low-wear brushless, synchronous motor is maintenance free
QUALITY	• Exact shut-off torque even at low battery levels



Two 18 V, 5.2 Ah lithium-ion battery packs, battery charger.



MODEL*	TORQUE RANGE**		SQ. DRIVE IN	DIAMETER			LENGTH		WEIGHT		IDLE SPEED (RPM)	
	NM	FT-LB		D ₁	D ₂	D ₃	IN	MM	LB	KG	1ST GEAR	2ND GEAR
ABG860-KIT	115 - 860	85 - 635	3/4	41 mm / 1.6 in	85 mm / 3.3 in	88 mm / 3.5 in	11.6	295	12.1	5.5	7.0	24.0
ABG1400-KIT	150 - 1,400	110 - 1,030	3/4	41 mm / 1.6 in	85 mm / 3.3 in	88 mm / 3.5 in	11.6	295	12.1	5.5	4.0	13.0
ABG2200-KIT	250 - 2,200	185 - 1,620	1	54 mm / 2.1 in	85 mm / 3.3 in	88 mm / 3.5 in	12.6	320	15.4	7.0	2.0	6.5
ABG2800-KIT	300 - 2,800	220 - 2,065	1	54 mm / 2.1 in	85 mm / 3.3 in	88 mm / 3.5 in	13.6	345	16.3	7.4	1.7	6.0
ABG3200-KIT	360 - 3,200	265 - 2,360	1	72 mm / 2.8 in	93 mm / 3.7 in	97 mm / 3.8 in	14.6	370	16.3	7.4	1.5	5.0
ABG4100-KIT	500 - 4,100	370-3,025	1-1/2	72 mm / 2.8 in	93 mm / 3.7 in	97 mm / 3.8 in	14.6	370	20.1	9.1	1.0	4.0

* Each tool comes in a kit, which includes the tool, two 18V / 5.2 Ah Li-ion batteries, and a battery charger.

** When loosening bolts, a higher torque (up to 20%) may be necessary (release torque).

AIR PREPARATION UNITS

AFRL STACKING FILTER/REGULATORS

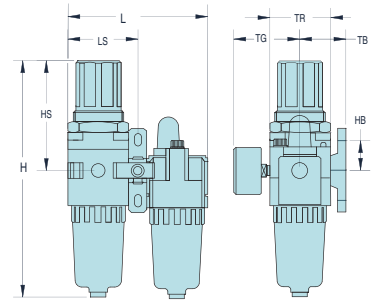
Stacking filter/regulator combinations provide air filtration and precise regulation in a single unit for easy mounting and installation.

FEATURES AND BENEFITS

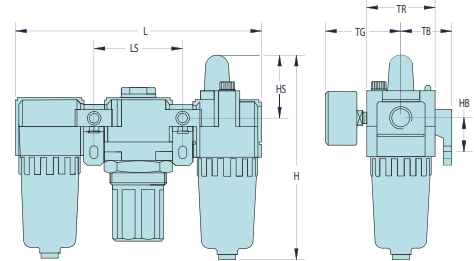
- All models include L-mount bracket, gauge, and metal bowl shields
- Polycarbonate filter and lubricator bowls (metal bowls standard on AFRL-8)
- 25-micron filter included on all models
- Regulating range: 7 – 125 PSI
- Custom order upgrade items include metal bowl, 5 micron filter, semi-automatic filter drain, and reduced PSI range regulator. Contact an AIMCO Customer Service Associate for more information, 1-503-254-6600, or toll free 1-800-852-1368



AFRL-2-C
AFRL-3-C



AFRL-3
AFRL-4
AFRL-8



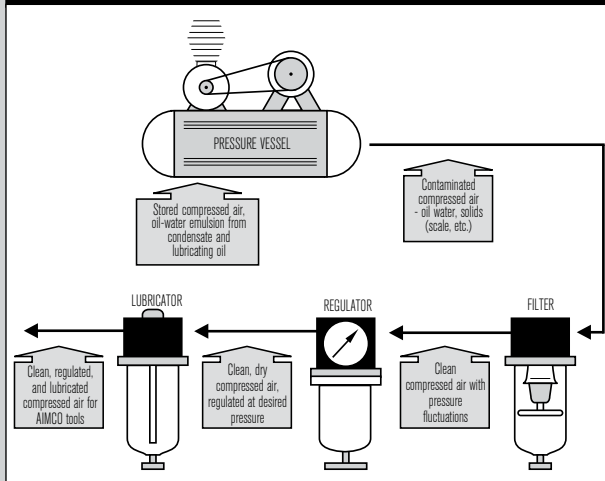
28178
HT Air Tool/AFRL
Carrying Kit



AFRL-4HTA
Standalone Unit

MODEL	PORT	GAUGE PORT	FLOW RATE CFM	FLOW RATE L/MIN	BOWL SHIELD	H IN/MM	HB IN/MM	HS IN/MM	L IN/MM	LS IN/MM	TB IN/MM	TG IN/MM	TR IN/MM
AFRL-2	1/4"	1/8"	70	2,000	yes	6.16 (156.5)	1.39 (35.3)	1.50 (38.1)	7.13 (181.1)	2.52 (64.0)	1.61 (41.0)	2.39 (60.7)	2.09 (53.1)
AFRL-2-C	1/4"	1/8"	60	1,700	yes	8.31 (211.1)	1.38 (35.1)	3.64 (92.5)	4.61 (117.1)	2.30 (58.4)	1.61 (40.9)	2.39 (60.7)	2.09 (53.1)
AFRL-3	3/8"	1/4"	140	4,000	yes	7.54 (191.5)	1.57 (40.0)	1.61 (40.9)	9.37 (238.0)	3.31 (84.1)	1.97 (50.0)	2.58 (65.5)	2.76 (70.1)
AFRL-3-C	3/8"	1/4"	105	3,000	yes	10.31 (261.9)	1.57 (39.9)	4.41 (112.0)	6.06 (153.9)	3.03 (77.0)	1.97 (50.0)	2.58 (65.5)	2.76 (70.1)
AFRL-4	1/2"	1/4"	140	4,000	yes	7.54 (191.5)	1.57 (40.0)	1.61 (40.9)	9.37 (238.0)	3.31 (84.1)	1.97 (50.0)	2.58 (65.5)	2.76 (70.1)
AFRL-8	1"	1/4"	180	5,000	yes	10.69 (271.5)	1.97 (50.0)	1.89 (48.0)	11.81 (300.0)	4.13 (104.9)	2.75 (69.9)	2.97 (75.4)	3.54 (89.9)

AIR PREPARATION UNITS: BASIC FUNCTIONS



The supply of clean, dry air is essential to the operation of pneumatic powered tools. Use only clean filtered air for longer tool life. Provide proper airflow (CFM) and regulate air pressure (PSI) for optimum performance.

To determine unit size for application, you need to know:

- Total air flow (CFM) required for application
- Size of incoming air line and size of air line required by tool
- Air supply pressure (PSI)
- Allowable pressure drop
- Does the application require lubrication?
- Does the overall system have the required capacity?

GCI TORQUE REACTION ARMS

RUGGED FLEXIBILITY FOR EVEN THE MOST COMPLEX TORQUE APPLICATIONS



Constructed of durable aluminum, steel, or carbon fiber, GCI Torque Arms are available with multiple tool mounting options for application specifics. These highly ergonomic and user friendly arms are available in torque ranges of 150 Nm to 7,500 Nm and with reaches ranging up to 20 ft.

GCI arms can be designed as Smart Arms with encoders and intuitive PC-based AdaptiCS software. This complete Smart Arm system error-proofs even the most complex torque applications.

FEATURES AND BENEFITS

- Available in aluminum, steel, or carbon fiber
- Configurable installation: floor mount, wall mount, overhead mount, bench mount, or portable base
- Braking options: manual/automatic, discrete braking with verification, parking brakes, and electric/pneumatic actuation
- Tool holding options: fixed position, gimbal mount
- Integrated tool start/brake actuation capability: tool trigger start, remote tool start
- Smart Arm Capabilities:
 - Available with as many as six encoders to monitor all desirable tool positions relative to application
 - Intuitive, user-friendly AdaptiCS PC-based software that runs on an integrated industrial PC or on a customer supplied PC
 - Accepts easily scalable part images

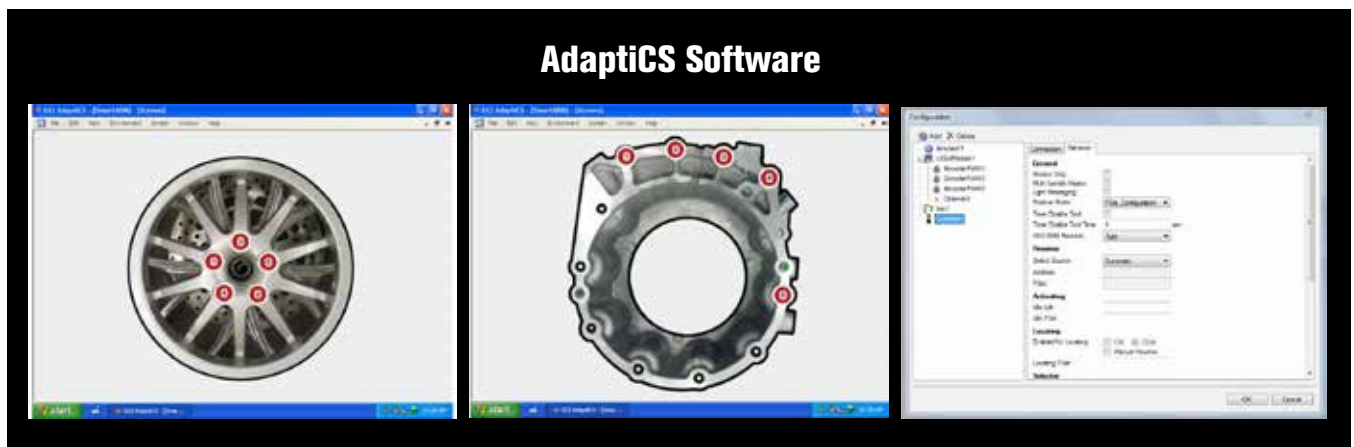


**Rugged tablet
PC option for Smart Arm**

MODEL	MAX. TORQUE	MAX. TOOL WEIGHT	MAX. REACH	MAX. VERTICAL TRAVEL	CONSTRUCTION
IPT SERIES - TORQUES TO 375 NM					
IPT150	150 Nm	12 lb	5 ft	30 in	Aluminum
IPT375	375 Nm	50 lb	6 ft	36 in	Steel
IP SERIES - TORQUES TO 4,000 NM					
IP4	550 Nm	30 lb	8 ft	48 in	Steel
IP5	1,000 Nm	50 lb	12 ft	60 in	Steel
IP7	3,000 Nm	100 lb	12 ft	60 in	Steel
IP8T	4,000 Nm	100 lb	12 ft	72 in	Steel
F SERIES - CARBON FIBER ARMS					
F70	70 Nm	10 lb	3 ft	18 in	Carbon Fiber Composite
F600	600 Nm	50 lb	20 ft	72 in	Carbon Fiber Composite
F1500	1,500 Nm	50 lb	20 ft	72 in	Carbon Fiber Composite
F3000	3,000 Nm	75 lb	20 ft	72 in	Carbon Fiber Composite
F7500	7,500 Nm	75 lb	12 ft	72 in	Carbon Fiber Composite

GCI TORQUE REACTION ARMS

FEATURES



- Batch count capabilities
- Bidirectional arm articulation tracking
- Full torque/angle results display
- Integrates into any line control (PLC, MES, etc.)
- Multiple part locate strategies (1-point, 2-point, 3-point)
- Fully programmable dynamic display with integrated PC option
- Multiple rework strategies to fit customer requirements
- Integrates devices such as torque controllers via open protocol, encoded GCI torque reaction arms, scanners, vision cameras, and digital IO (pass/fail)
- AdaptiCS Enterprise (optional) provides full line control, interlocks, and data collection
- Runs on Windows 7, 8, and 10

MODEL #	PAGE	MODEL #	PAGE	MODEL #	PAGE	MODEL #	PAGE	MODEL #	PAGE
AES32025C(V)(Q)	16	AES4(A)(B)884200B1DL(L,R)	24	F		23662	31	27045	26
AES32038C(V)	16	AES4(A)(B)884200BDL(L,R)	24	F70	42	23730	32	27110	30
AES33040C(V)(-2)	16	AES4(A)(B)885000BDL(L,R)	24	F600	42	24320	30	27115	30
AES33060C(V)(-2)	16	AES4(A)(B)896500BDL(L,R)	24	F1500	42	24330	30	27122	30
AES33100C(V)(-2)	16	AES4(A)(B)898100BDL(L,R)	24	F3000	42	24924	32	27200	26
AES33150CV	16	AES33150C-2	16	F7500	42	25265	32	27210	30
AES33230C(V)(-2)	16	AES33230C-2	16			25274	26	27255	26
AES33400C	16	AET32020C(DL)	18	G - H		25275	26	27348	30
AES33600C	16	AET32025C(DL)	18	Gen IV ACE Controller	4	25276	26	27370	30
AES35075AV	16	AET32035C(DL)	18			25277	26	27594	31
AES35090AV	16	AET32050C(DL)	18	I - Z		25278	26	27768	39
AES35110AV	16	AET4A12025B-KD	18	iAC4E	8	25289	26	27769	39
AES35135AV	16	AET4AA12018B	18	iAC4EG	8	25291	26	27771	39
AES35170AV	16	AET4AB12025B	18	iAC4EGV	8	25350	30	27791	31
AES35280A	16	AFRL-4	37, 41	iAC4ES	8	25491	30	27816	32
AES35350A	16	AFRL-4HTA	37, 41	iAC4ESG	8	25501	31	28161	39
AES35420A	16	AFRL-2	41	iAC4ESGV	8	25518	30	28162	39
AES35515A	16	AFRL-2-C	41	iAC4ESR	8	25646	30	28163	39
AES35635A	16	AFRL-3	41	iAC4ESRG	8	25717	32	28164	39
AES4A12003B(V)(Q)	12	AFRL-3-C	41	iAC4ESRGM	8	25718	32	28178	37, 41
AES4A12006B(V)(Q)	12	AFRL-8	41	iAC4ESRV	8	25843	32	28292	30
AES4A12011B(V)(Q)	12	AMPST-2-I	31	iAC4ESV	8	26327	26	28475	31
AES4A12014B(V)(Q)	12	AMPST-2-U	31	iAC4EV	8	26328	26	28489	32
AES4A12018BV	12	AMPST-4-I	31	iBC4E	9	26332	26	28514	26
AES4A12022BV	12	AMPST-4-U	31	iBC4EG	9	26336	26	28549	26
AES4A22020BVM	20	AMPST-6-I	31	iBC4EGV	9	26337	26	28622	32
AES4A22025BVM	20	AMPST-6-U	31	iBC4EV	9	26364	30	28796	39
AES4A22030BVM	20	AMPST-6S-I	31	iEC4E	8	26443	32	28843	17, 31
AES4A22040BVM	20	AMPST-6S-U	31	iEC4EG	8	26477	26	28859	32
AES4A66250B	22	AMPST-8-I	31	iEC4EGV	8	26478	26	30300	26
AES4A66425B	22	AMPST-8-IL	31	iEC4EV	8	26479	26	30340	32
AES4A66625B	22	AMPST-8-U	31	IP4	42	26568	31	30351	32
AES4A66925B	22	ASH-500C-15MSZ	39	IP5	42	26570	32	500-SZ	39
AES4A771200B	22	ASH-500C-25MSZ	39	IP7	42	26594	30	18594.009	25
AES4A773000B	22	ASH-500Z	39	IP8T	42	26630	26	26394	32
AES4A884200B	22			IPT150	42	26700	30	28050	25
AES4A884200B1	22	B - E		IPT375	42	26709	30	28480	25
AES4A885000B	22	BJ10051	32			26800	26		
AES4A896500B	22	BJ10052	32	Numbers		26810	26		
AES4A898100B	22	BJ10053	32	20322	32	26815	26		
AES4(A)(B)66250BDL(L,R)	24	BJ10054	32	20400	32	26820	26		
AES4(A)(B)66425BDL(L,R)	24	BJ10055	32	20712	31	26830	26		
AES4(A)(B)66625BDL(L,R)	24	BJ10076	26	20848	31	26840	26		
AES4(A)(B)66925BDL(L,R)	24	BJ10077	26	20853	32	26885	26		
AES4(A)(B)771200BDL(L,R)	24	BJ10078	26	21159	31	26890	26		
AES4(A)(B)773000BDL(L,R)	24			21208	31	26934	30		
				23575	31				

AIMCO CORPORATE HEADQUARTERS

10000 SE Pine Street
Portland, Oregon 97216
Phone: (503) 254-6600
Toll Free: 1-800-852-1368

AIMCO CORPORATION DE MEXICO SA DE CV

Ave. Cristobal Colon 14529
Chihuahua, Chihuahua. 31125
Phone: (01-614) 380-1010
Fax: (01-614) 380-1019

AIMCO SOUTH AMERICA

Carrera 29A, #7B-91.
Origami Building. Int604.
Medellin; Colombia 050021

AIMCO EUROPE

Dibao Plaza Avenida Rio Gallo, 431
19174 Galápagos - Guadalajara
Spain
Phone: +34 673 34 99 25

AIMCO CHINA

Room 607, No. 3998 Hongxin Rd
Minhang District, Shanghai
China
Phone: 0086-21-34319246
Fax: 0086-21-34319245

AIMCO SOUTH KOREA

B-1213, 167, Songpa-Daero
Songpa-Gu, Seoul 05800
South Korea
Phone: 0082-2-2054-8930
Cell: 0082-10-9804-8905

