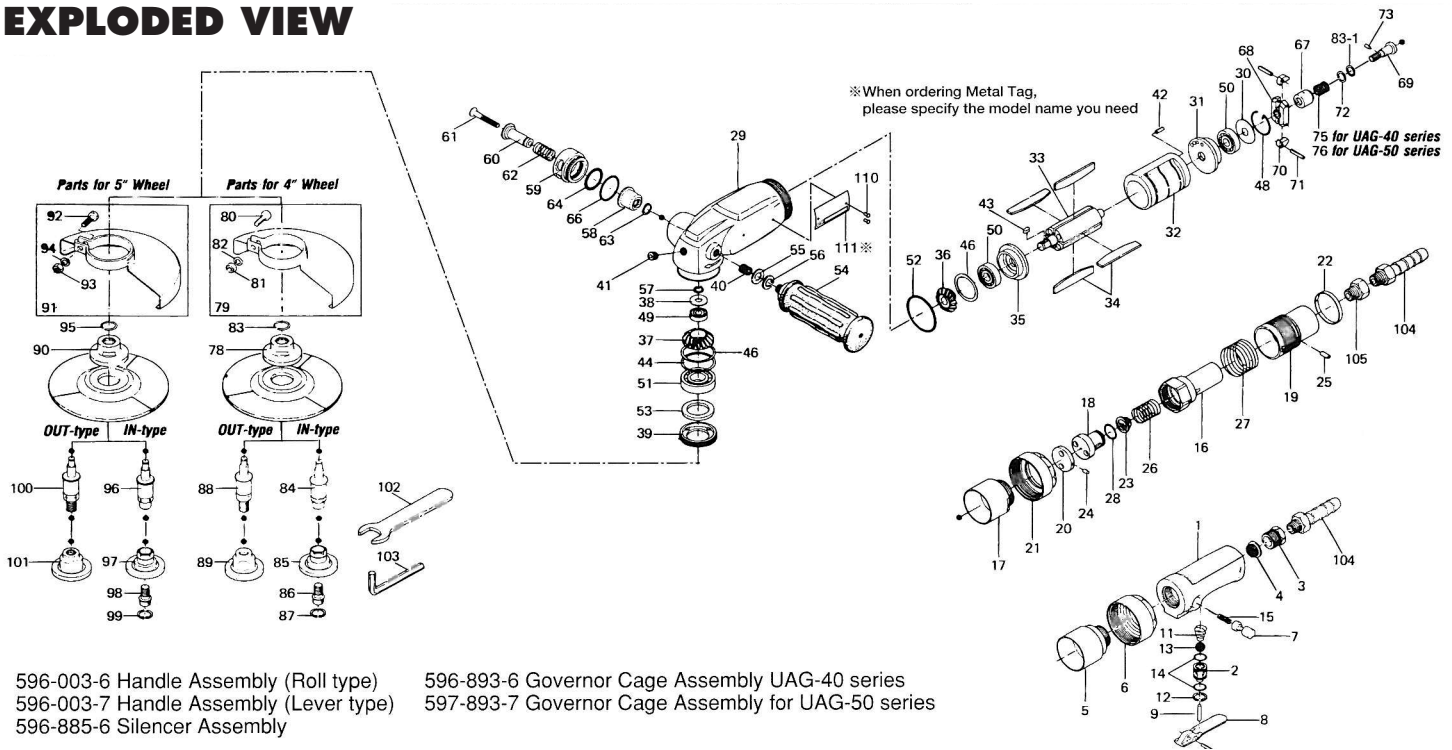


UAG-40 SERIES & UAG-50 SERIES AIR GRINDERS

EXPLODED VIEW



596-003-6 Handle Assembly (Roll type)
 596-003-7 Handle Assembly (Lever type)
 596-885-6 Silencer Assembly

596-893-6 Governor Cage Assembly UAG-40 series
 597-893-7 Governor Cage Assembly for UAG-50 series

PARTS LIST — FOR REFERENCE ONLY

| Index Number | Part Number | Description | Qty. |
|---|-------------|----------------------------|------|
| 596-003-7 HANDLE ASSEMBLY (LEVER TYPE) | | | |
| 1 | 596-014-7 | Handle (Lever Type) | 1 |
| 2 | 591-101-7 | Valve Bushing | 1 |
| 3 | 554-091-7 | Air Inlet Bushing | 1 |
| 4 | 554-835-7 | Filter | 1 |
| 5 | 596-729-7 | Valve Body Connector | 1 |
| 6 | 596-736-8 | Valve Body Nut | 1 |
| 7 | 585-765-1 | Locking Button | 1 |
| 8 | 593-107-3 | Valve Lever | 1 |
| 9 | 970-322-0 | Pin (H) (4 x 22) | 1 |
| 10 | 973-170-0 | Roll Pin (3.5 x 20) | 1 |
| 11 | 977-260-0 | Cone Spring (10 x 16 x 16) | 1 |
| 12 | 979-011-0 | Inner Snap Ring (18) | 1 |
| 13 | 981-214-0 | Ball (1/2) | 1 |
| 14 | 990-913-0 | O-Ring (SNS-15) | 2 |
| 15 | 976-114-0 | Spring (6 x 18) | 1 |

| Index Number | Part Number | Description | Qty. |
|--|-------------|----------------------|------|
| 596-003-6 HANDLE ASSEMBLY (ROLL TYPE) | | | |
| 16 | 596-014-6 | Valve Body | 1 |
| 17 | 596-729-6 | Valve Body Connector | 1 |
| 18 | 596-100-6 | Valve | 1 |
| 19 | 596-015-6 | Valve Handle | 1 |
| 20 | 596-102-6 | Valve Bushing | 1 |
| 21 | 596-736-7 | Valve Body Nut | 1 |
| 22 | 596-670-6 | Band | 1 |
| 23 | 554-835-7 | Filter | 1 |
| 24 | 970-204-0 | Pin (H) (3 x 6) | 1 |
| 25 | 972-111-0 | Roller Pin (4 x 11) | 1 |
| 26 | 976-440-0 | Spring (18 x 25) | 1 |
| 27 | 976-724-0 | Spring (34 x 20) | 1 |
| 28 | 990-912-0 | O-Ring (SNS-14) | 1 |

| Index Number | Part Number | Description | Qty. |
|---------------------|-------------|-------------------|------|
| COMMON PARTS | | | |
| 29 | 596-025-8 | Casing | 1 |
| 30 | 596-291-6 | Rear Plate Spacer | 1 |
| 31 | 596-285-6 | Rear Plate | 1 |
| 32 | 596-286-6 | Cylinder | 1 |
| 33 | 596-287-6 | Rotor | 1 |
| 34 | 596-288-6 | Blade | 4 |
| 35 | 596-289-7 | Front Plate | 1 |
| 36 | 596-420-6 | Driving Gear | 1 |
| 37 | 596-430-6 | Driven Gear | 1 |
| 38 | 596-013-6 | Casing Rear Cover | 1 |

| Index Number | Part Number | Description | Qty. |
|--------------|-------------|--------------------------------|------|
| 39 | 596-065-6 | Casing Front Cover | 1 |
| 40 | 965-058-0 | Heli-Sert (M12 x 1D) | 1 |
| 41 | 966-100-0 | Allen Head Plug (1/8) | 1 |
| 42 | 973-110-0 | Roll Pin (3 x 10) | 1 |
| 43 | 974-008-0 | Key (3 x 8) | 1 |
| 44 | 975-268-0 | Spacer (35 x 31 x 0.5) | 1 |
| 46 | 975-835-0 | Adjusting Spacer (35 x 31 x t) | 2 |
| 48 | 978-305-0 | Snap Ring (30 x 1) | 1 |
| 49 | 982-013-0 | Ball Bearing (606) | 1 |
| 50 | 982-054-0 | Ball Bearing (629Z) | 2 |
| 51 | 982-242-0 | Ball Bearing (6202Z) | 1 |
| 52 | 990-930-0 | O-Ring (SNS-40) | 1 |
| 53 | 993-913-0 | Felt Ring (22 x 32 x 4) | 1 |
| 54 | 566-720-2 | Dead Handle | 1 |
| 55 | 975-127-0 | Spacert (20 x 13 x 1) | 1 |
| 56 | 962-013-0 | Spring Washer (2-12S) | 1 |
| 57 | 979-103-0 | Outer Snap Ring (6) | 1 |
| 110 | 930-205-0 | Driver Rivet | 2 |
| 111 | 596-924-3 | Metal Tag for UAG-40SBL-136 | 1 |

| Index Number | Part Number | Description | Qty. |
|------------------------------------|-------------|----------------------------|------|
| 596-885-6 SILENCER ASSEMBLY | | | |
| 58 | 596-782-6 | Exhaust Deflector | 1 |
| 59 | 596-780-7 | Exhaust Stack | 1 |
| 60 | 596-787-7 | Exhaust Retainer | 1 |
| 61 | 948-535-0 | Allen Head Screw (M5 x 35) | 1 |
| 62 | 976-307-0 | Spring (12.1 x 8) | 1 |
| 63 | 979-107-0 | Outer Snap Ring (10) | 1 |
| 64 | 990-020-0 | O-Ring (P-22) | 1 |
| 66 | 990-920-0 | O-Ring (SNS-25) | 1 |

| Index Number | Part Number | Description | Qty. |
|---------------------------------|-------------|-----------------------------------|------|
| GOVERNOR PARTS IN COMMON | | | |
| 67 | 596-170-7 | Governor Valve | 1 |
| 68 | 596-181-6 | Governor Cage | 1 |
| 69 | 596-176-7 | Governor Spindle | 1 |
| 70 | 596-183-6 | Governor Weight | 2 |
| 71 | 973-118-0 | Roll Pin (3 x 18) | 2 |
| 72 | 975-729-0 | Adjusting Spacer (11.4 x 8.1 x t) | 1 |
| 73 | 970-130-0 | Pin (H) (2.45 x 4.5) | 1 |

For UAG-40 Series (13,600 rpm)
 75 976-282-0 Spring (11.5 x 11) 1

For UAG-50 Series (10,900 rpm)
 76 976-281-0 Spring (11.5 x 12) 1

| Index Number | Part Number | Description | Qty. |
|-------------------------------------|-------------|---|------|
| PARTS FOR 4" WHEEL IN COMMON | | | |
| 78 | 596-393-3 | Wheel Holder Flange (5/8) | 1 |
| 79 | 596-759-7 | Wheel Guard | 1 |
| 80 | 946-899-0 | Hexagon Head Bolt (M5 x 18) | 1 |
| 81 | 960-037-0 | Hexagon Nut (1-M5) | 1 |
| 82 | 962-008-0 | Spring Washer (2-5S) | 1 |
| 83 | 978-159-0 | Snap Ring (16 x 1) | 1 |
| 83-1 | 975-056-0 | Spacer (11.4 x 8.1 x 1.5) | 1 |
| In Type | | | |
| 84 | 596-390-6 | Wheel Spindle | 1 |
| 85 | 596-394-7 | Wheel Nut Flange (5/8") | 1 |
| 86 | 945-990-0 | Hexagon Socket Flange Head Bolt (M8 x 18) | 1 |
| 87 | 979-314-0 | Inner Snap Ring (IRTW-14) | 1 |
| Out Type | | | |
| 88 | 596-390-3 | Wheel Spindle | 1 |
| 89 | 596-394-3 | Wheel Nut Flange (5/8") | 1 |

| Index Number | Part Number | Description | Qty. |
|-------------------------------------|-------------|---|------|
| PARTS FOR 5" WHEEL IN COMMON | | | |
| 90 | 597-393-7 | Wheel Holder Flange | 1 |
| 91 | 597-770-7 | Wheel Guard | 1 |
| 92 | 946-900-0 | Hexagon Head Bolt (M5 x 18) | 1 |
| 93 | 960-037-0 | Hexagon Nut (1-M5) | 1 |
| 94 | 962-008-0 | Spring Washer (2-5S) | 1 |
| 95 | 978-159-0 | Snap Ring (16 x 1) | 1 |
| In Type | | | |
| 96 | 596-390-6 | Wheel Spindle | 1 |
| 97 | 597-394-8 | Wheel Nut Flange (7/8") | 1 |
| 98 | 945-990-0 | Hexagon Socket Flange Head Bolt (M8 x 18) | 1 |
| 99 | 979-314-0 | Inner Snap Ring (IRTW-14) | 1 |
| Out Type | | | |
| 100 | 596-390-3 | Wheel Spindle | 1 |
| 101 | 597-394-3 | Wheel Nut Flange | 1 |
| 102 | 936-000-0 | Spanner (19 x 4 x 120) | 1 |
| 103 | 939-007-0 | Allen Wrench (6 mm) | 1 |
| 105 | 942-114-0 | Connecting Screw (1/4 x NPT1/4) | 1 |



10000 SE PINE
 PORTLAND, OR 97216
 503-254-6600
 FAX 503-255-2615

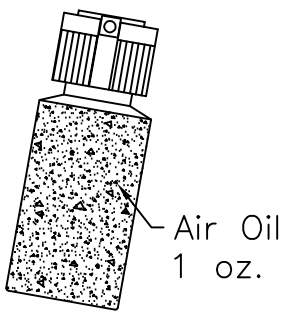
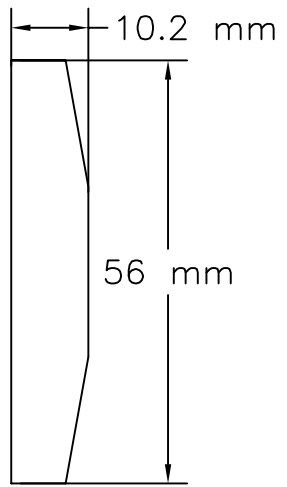
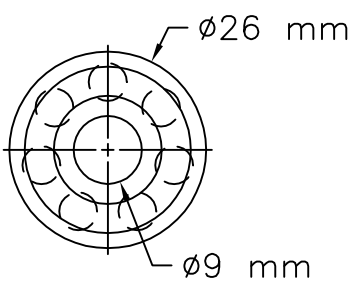
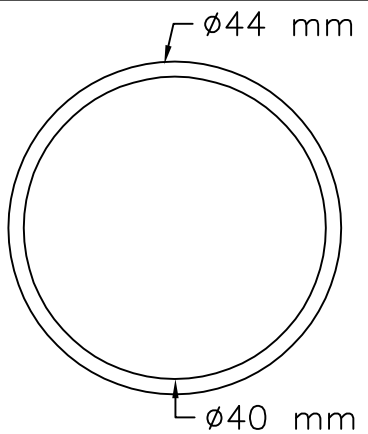
When ordering spare parts, please specify
 tool type, part number, and description.

FOOTNOTES

● = Items in Pulse Repair Kit UAG-40SBL-RK

UAG-40SBL-RK

(Kit contains following parts)

| #/# | Bin Location | Part Number | QTY | Description | Material | Drawing / Scketch |
|-----|--------------|-------------|-----|------------------------------|----------------------|---|
| 1 | SEWALL | AM-OIL | 1 | Oil Air Motor 1 oz. fluid | Plastic Container |  |
| 2 | PA2C | 596-288-6 | 4 | Blade 10.2x56x1.85 | Phenolic-Fiber |  |
| 3 | PA2H | 982-054-0 | 2 | Ball Bearing(629Z) 9x26x8 | Bearing Steel |  |
| 4 | PA1B | 990-930-0 | 1 | O-Ring (SNS-40) 40x44x2 | Buna-Black |  |